

Report Builder

Lightcast Q2 2022 Data Set

March 2023

Parameters

Select Timeframe: Mar 2021 - Feb 2023

:

Description

Summary

Advertised Salary

Advertised Wage Trend

Regions

Skills

Certifications

Companies

Description

Occupations

Job Titles

Industries

Posting Sources

Skill Subcategories

Trends

Timeseries

Regions:

Code	Description
------	-------------

E06000007	Warrington
-----------	------------

E06000049	Cheshire East
-----------	---------------

Code	Description
------	-------------

E06000050	Cheshire West and Chester
-----------	---------------------------

Lightcast Occupations:

Results should include

Code	Description
------	-------------

32	Science and Research
----	----------------------

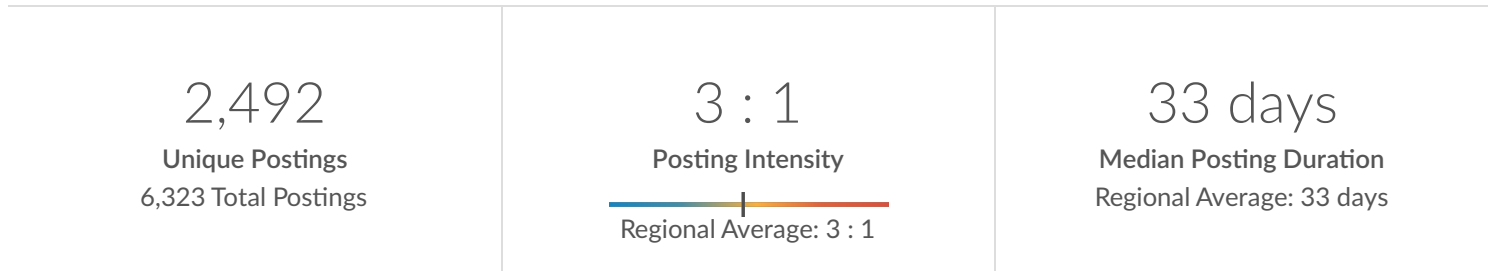
Minimum Experience Required: Any

Education Level: Any

Keyword Search:

Posting Type: Active Postings

Job Postings Summary



There were 6,323 total job postings for your selection from March 2021 to February 2023, of which 2,492 were unique. These numbers give us a Posting Intensity of 3-to-1, meaning that for every 3 postings there is 1 unique job posting.

This is close to the Posting Intensity for all other occupations and companies in the region (3-to-1), indicating that they are putting average effort toward hiring for this position.

Advertised Salary

There are 962 advertised salary observations (39% of the 2,492 matching postings).

£31.6k
Median Advertised Salary



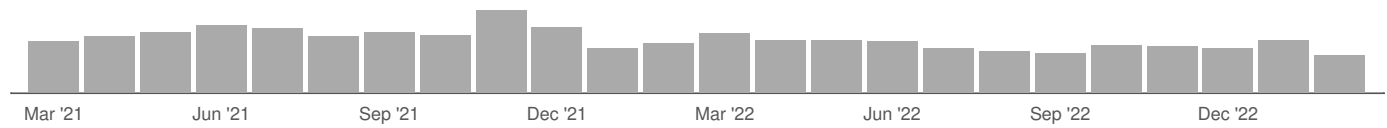
Advertised Wage Trend

▲ 10.9% Mar 2021 - Feb 2023

£31.6k Median






963 Job Postings






Top Cities Posting

City	Total/Unique (Mar 2021 - Feb 2023)	Posting Intensity	Median Posting Duration
Chester, Cheshire West and Chester	2,440 / 678	4 : 1 	35 days
Macclesfield, Cheshire East	1,314 / 639	2 : 1 	33 days
Warrington	1,377 / 596	2 : 1 	31 days
Crewe, Cheshire East	379 / 138	3 : 1 	35 days
Ellesmere Port, Cheshire West and Chester	167 / 110	2 : 1 	36 days
Knutsford, Cheshire East	209 / 87	2 : 1 	37 days
Wilmslow, Cheshire East	123 / 75	2 : 1 	32 days
Alderley Edge, Cheshire East	80 / 44	2 : 1 	31 days
Northwich, Cheshire West and Chester	44 / 30	1 : 1 	46 days
Winsford, Cheshire West and Chester	65 / 28	2 : 1 	22 days
Middlewich, Cheshire East	49 / 22	2 : 1 	21 days
Frodsham, Cheshire West and Chester	21 / 14	2 : 1 	23 days
Congleton, Cheshire East	18 / 11	2 : 1 	35 days
Nantwich, Cheshire East	14 / 8	2 : 1 	19 days
Sandbach, Cheshire East	10 / 4	3 : 1 	20 days
Great Sankey, Warrington	6 / 3	2 : 1 	n/a
Tarporley, Cheshire West and Chester	5 / 3	2 : 1 	44 days
Malpas, Cheshire West and Chester	1 / 1	1 : 1 	n/a
Neston, Cheshire West and Chester	1 / 1	1 : 1 	13 days


Top Local Authorities Posting

Local Authority	Total/Unique (Mar 2021 - Feb 2023)	Posting Intensity	Median Posting Duration
Cheshire East	2,196 / 1,028	2 : 1 	33 days
Cheshire West and Chester	2,744 / 865	3 : 1 	35 days
Warrington	1,383 / 599	2 : 1 	31 days


Top County/Unitary Authorities Posting

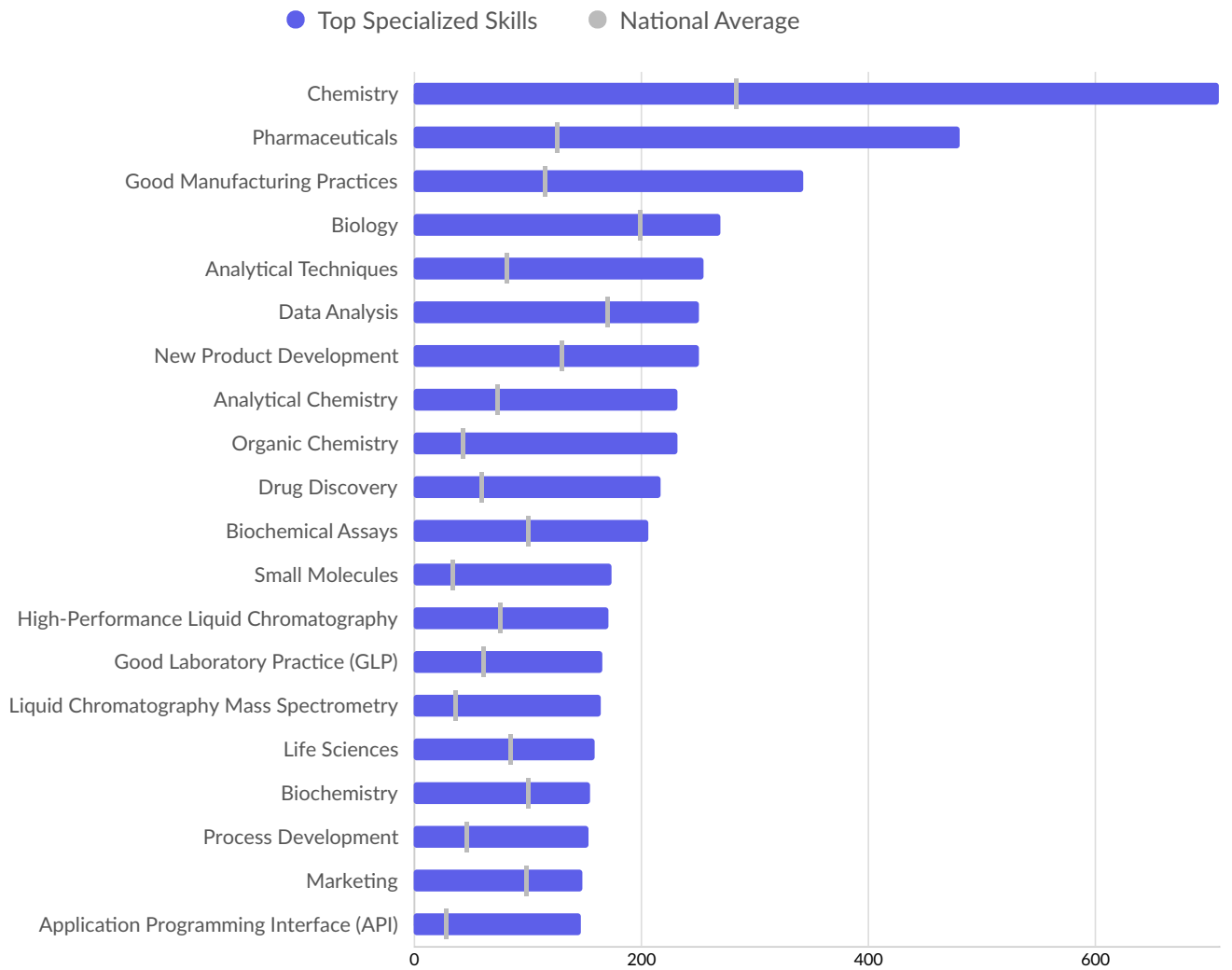
County/Unitary Authority	Total/Unique (Mar 2021 - Feb 2023)	Posting Intensity	Median Posting Duration
Cheshire East	2,196 / 1,028	2 : 1 	33 days
Cheshire West and Chester	2,744 / 865	3 : 1 	35 days
Warrington	1,383 / 599	2 : 1 	31 days

Top Gov't Office Regions Posting

Gov't Office Region	Total/Unique (Mar 2021 - Feb 2023)	Posting Intensity	Median Posting Duration
North West	32,037 / 13,006	2 : 1 	33 days

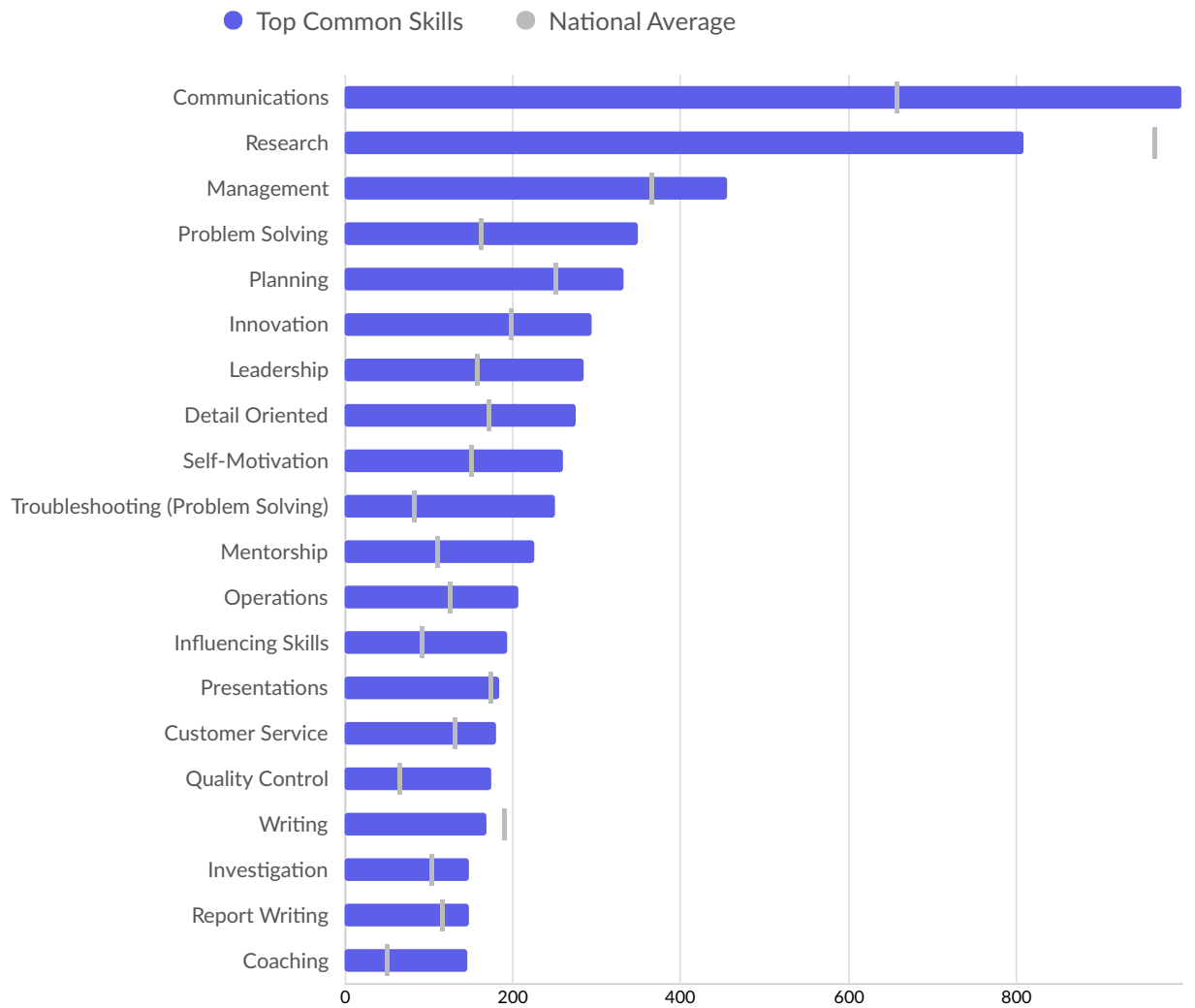
Top Countries Posting

Country	Total/Unique (Mar 2021 - Feb 2023)	Posting Intensity	Median Posting Duration
England	289,967 / 110,500	3 : 1 	32 days



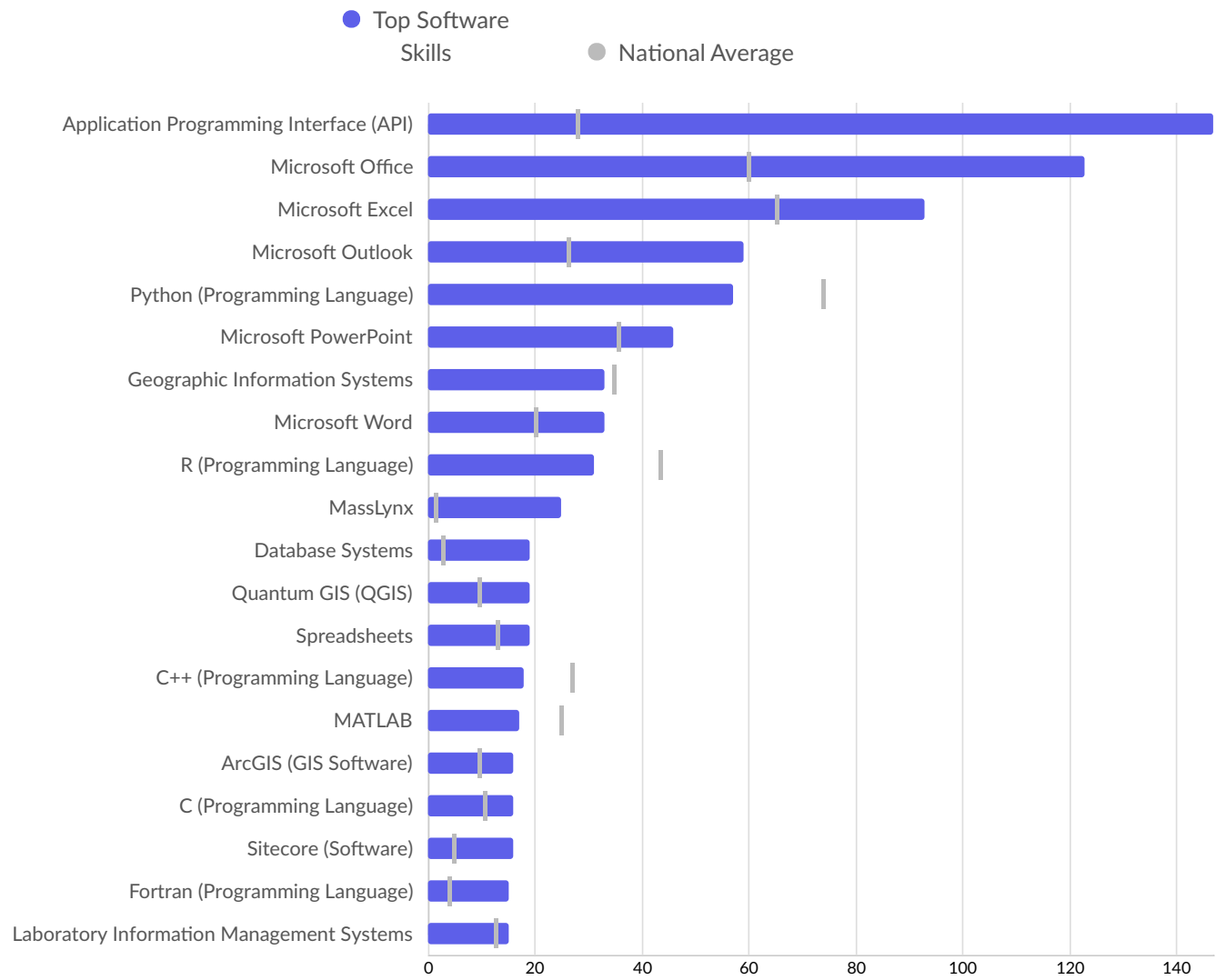
Top Specialized Skills	Unique Postings	National Average
Chemistry	710	282
Pharmaceuticals	481	124
Good Manufacturing Practices	343	114
Biology	271	198
Analytical Techniques	256	80
Data Analysis	252	170
New Product Development	252	128
Analytical Chemistry	233	72
Organic Chemistry	233	41
Drug Discovery	218	59
Biochemical Assays	207	98
Small Molecules	174	32
High-Performance Liquid Chromatography	172	75
Good Laboratory Practice (GLP)		
Liquid Chromatography Mass Spectrometry		
Life Sciences		
Biochemistry		
Process Development		
Marketing		
Application Programming Interface (API)		

Good Laboratory Practice (GLP)	166	60
Liquid Chromatography Mass Spectrometry	165	36
Life Sciences	160	83
Biochemistry	155	98
Process Development	154	45
Marketing	149	97
Application Programming Interface (API)	147	28



Top Common Skills	Unique Postings	National Average
Communications	998	657
Research	810	964
Management	456	364
Problem Solving	350	159
Planning	332	250
Innovation	294	197
Leadership	285	155
Detail Oriented	275	169
Self-Motivation	261	148
Troubleshooting (Problem Solving)	250	80
Mentorship	226	108
Operations	208	123
Influencing Skills	194	90
Presentations	194	90
Customer Service	194	90
Quality Control	194	90
Writing	194	90
Investigation	194	90
Report Writing	194	90
Coaching	194	90

Presentations	185	171
Customer Service	181	130
Quality Control	174	63
Writing	170	187
Investigation	149	101
Report Writing	149	115
Coaching	147	47



Top Software Skills	Unique Postings	National Average
Application Programming Interface (API)	147	28
Microsoft Office	123	60
Microsoft Excel	93	65
Microsoft Outlook	59	26
Python (Programming Language)	57	74
Microsoft PowerPoint	46	35
Geographic Information Systems	33	35
Microsoft Word	33	20
R (Programming Language)	31	43
MassLynx	25	1
Database Systems	19	3
Quantum GIS (QGIS)	19	9


Spreadsheets	19	13
C++ (Programming Language)	18	26
MATLAB	17	25
ArcGIS (GIS Software)	16	9
C (Programming Language)	16	10
Sitecore (Software)	16	4
Fortran (Programming Language)	15	4
Laboratory Information Management Systems	15	12

Top Certifications


	Postings with Certification
Certified Healthcare Emergency Professional	1
Certified Information Systems Security Professional	1
Certified Internal Auditor	1
Certified Risk Analyst	1
Change Management Certification	1
Chartered Institute Of Personnel And Development (CIPD) Certified	2
CSCS Card	9
Food Safety Certification	6
Functional Skills Qualification	1
Institute Of Internal Auditors (IIA)	4
ITIL Certifications	2
ITIL Foundation Certification	1
Linux/GNU Certified Administrator	1
Master Of Business Administration (MBA)	2
NEBOSH Diploma	1
Nurse Practitioner (APRN-CNP)	4
Occupational Therapist Registered	3
Oracle Certified Master (OCM)	2
Registered Nurse (RN)	4
Security Clearance	19
Top Secret-Sensitive Compartmented Information (TS/SCI Clearance)	5
Valid Driver's License	11

Top Companies Posting

Company	Total/Unique (Mar 2021 - Feb 2023)	Posting Intensity	Median Posting Duration
SRG Europe	487 / 193	3 : 1	36 days
AstraZeneca	348 / 184	2 : 1	31 days
Ck Group	249 / 96	3 : 1	35 days
Cyprotex	121 / 71	2 : 1	n/a
Jacobs Engineering Group	215 / 68	3 : 1	31 days
Penguin Recruitment	118 / 48	2 : 1	44 days
NHS	187 / 43	4 : 1	30 days
Taylorollinson Ltd	136 / 37	4 : 1	35 days
Ipsos	207 / 35	6 : 1	36 days
Russell Taylor	72 / 34	2 : 1	33 days
Eurofins	86 / 32	3 : 1	38 days
Waters Group	42 / 32	1 : 1	22 days
Bionow	29 / 29	1 : 1	n/a
Harris Lord Recruitment	136 / 26	5 : 1	40 days
SNC-Lavalin	45 / 25	2 : 1	18 days
Stantec	54 / 24	2 : 1	31 days
Environment Agency	30 / 23	1 : 1	22 days
Rsk (Uk) Limited	41 / 22	2 : 1	27 days
Thermo Fisher Scientific	28 / 22	1 : 1	21 days
Hyper Recruitment Solutions Ltd	84 / 19	4 : 1	36 days
Entrust Resource Solutions	73 / 18	4 : 1	39 days
Avantor	26 / 17	2 : 1	n/a
Barclays	53 / 17	3 : 1	21 days
Evotec	28 / 17	2 : 1	n/a
Hays	28 / 17	2 : 1	37 days
University Of Chester	26 / 17	2 : 1	56 days

























Vrs	73 / 17	4 : 1		38 days
Arcadis	23 / 15	2 : 1		23 days
Kenton Black	56 / 15	4 : 1		38 days
The Engineering and Physical Sciences Research council	20 / 15	1 : 1		27 days
The Science And Technology Facilities Council	34 / 15	2 : 1		27 days
Adelphi Values	14 / 13	1 : 1		39 days
Adecco	34 / 12	3 : 1		41 days
Jackson Hogg Limited	38 / 12	3 : 1		34 days
Sygnature Discovery	21 / 12	2 : 1		17 days
Alumni And Friends Of The Medical Research Council Of Canada	19 / 11	2 : 1		27 days
Cheshire West And Chester Council	23 / 11	2 : 1		31 days
Chester Zoo	31 / 11	3 : 1		38 days
Meridian Business Support	71 / 11	6 : 1		55 days
Avian Ecology Ltd	43 / 10	4 : 1		22 days
Cheshire East Council	20 / 10	2 : 1		37 days
Medicines Discovery Catapult	12 / 10	1 : 1		30 days
Reed	33 / 10	3 : 1		23 days
United Utilities	17 / 10	2 : 1		29 days
Xcellr8	20 / 10	2 : 1		29 days
Gap Technical	26 / 9	3 : 1		27 days
John Wood Group	22 / 9	2 : 1		13 days
National Nuclear Laboratory	13 / 8	2 : 1		24 days
Rowland Talent Solutions	30 / 8	4 : 1		21 days
X4 Group	50 / 8	6 : 1		24 days

Top Posted Occupations

Career Area	Total/Unique (Mar 2021 - Feb 2023)	Posting Intensity	Median Posting Duration
Science and Research	6,323 / 2,492	3 : 1 	33 days






















Top Posted Job Titles

Job Title	Total/Unique (Mar 2021 - Feb 2023)	Posting Intensity	Median Posting Duration
Scientists	354 / 145	2 : 1 	35 days
Principal Scientists	367 / 125	3 : 1 	35 days
Environmental Consultants	142 / 65	2 : 1 	32 days
Synthetic Organic Chemists	166 / 63	3 : 1 	35 days
Analytical Chemists	120 / 54	2 : 1 	33 days
Process Chemists	138 / 47	3 : 1 	50 days
Ecologists	112 / 43	3 : 1 	44 days
Analytical Scientists	82 / 42	2 : 1 	33 days
UX Researchers	76 / 42	2 : 1 	23 days
Analytical Development Scientists	100 / 36	3 : 1 	42 days
Chemists	84 / 33	3 : 1 	33 days
Bioanalytical Scientists	87 / 32	3 : 1 	32 days
Market Researchers	148 / 32	5 : 1 	17 days
Microbiology Technicians	83 / 31	3 : 1 	34 days
Synthetic Chemists	73 / 30	2 : 1 	33 days
Development Chemists	57 / 28	2 : 1 	37 days
Laboratory Scientists	133 / 27	5 : 1 	34 days
Physicists	45 / 22	2 : 1 	27 days
Food Technologists	40 / 21	2 : 1 	27 days
Researchers	28 / 21	1 : 1 	27 days
Applications Chemists	41 / 20	2 : 1 	36 days
Environmental Managers	54 / 20	3 : 1 	27 days
Environmental Officers	33 / 20	2 : 1 	31 days
Formulation Chemists	24 / 20	1 : 1 	28 days
Formulation Scientists	73 / 20	4 : 1 	38 days
Microbiologists	50 / 20	3 : 1 	30 days

Associate Scientists	33 / 19	2 : 1		14 days
Materials Scientists	48 / 19	3 : 1		23 days
Safety Associates	48 / 18	3 : 1		33 days
Disability Assessors	98 / 17	6 : 1		23 days
PhD Researchers	33 / 16	2 : 1		35 days
Principals	34 / 16	2 : 1		17 days
User Researchers	24 / 16	2 : 1		29 days
Assessors	24 / 15	2 : 1		36 days
Development Scientists	121 / 15	8 : 1		30 days
Engineering Geologists	55 / 15	4 : 1		50 days
Infectious Disease Scientists	19 / 15	1 : 1		12 days
Contract Researchers	46 / 14	3 : 1		14 days
Environmental Specialists	20 / 14	1 : 1		29 days
Telephone Agents	31 / 14	2 : 1		29 days
Chemistry Scientists	26 / 13	2 : 1		27 days
Computational Chemists	30 / 13	2 : 1		36 days
Lead Researchers	53 / 13	4 : 1		10 days
Quality Control Chemists	37 / 13	3 : 1		38 days
Applications Scientists	21 / 12	2 : 1		47 days
Directors of Toxicology	20 / 12	2 : 1		n/a
Drug Safety Scientists	20 / 12	2 : 1		33 days
Environmental Scientists	21 / 12	2 : 1		22 days
Graduate Engineers	15 / 12	1 : 1		36 days
Plant Ecologists	18 / 12	2 : 1		17 days

Top Industries

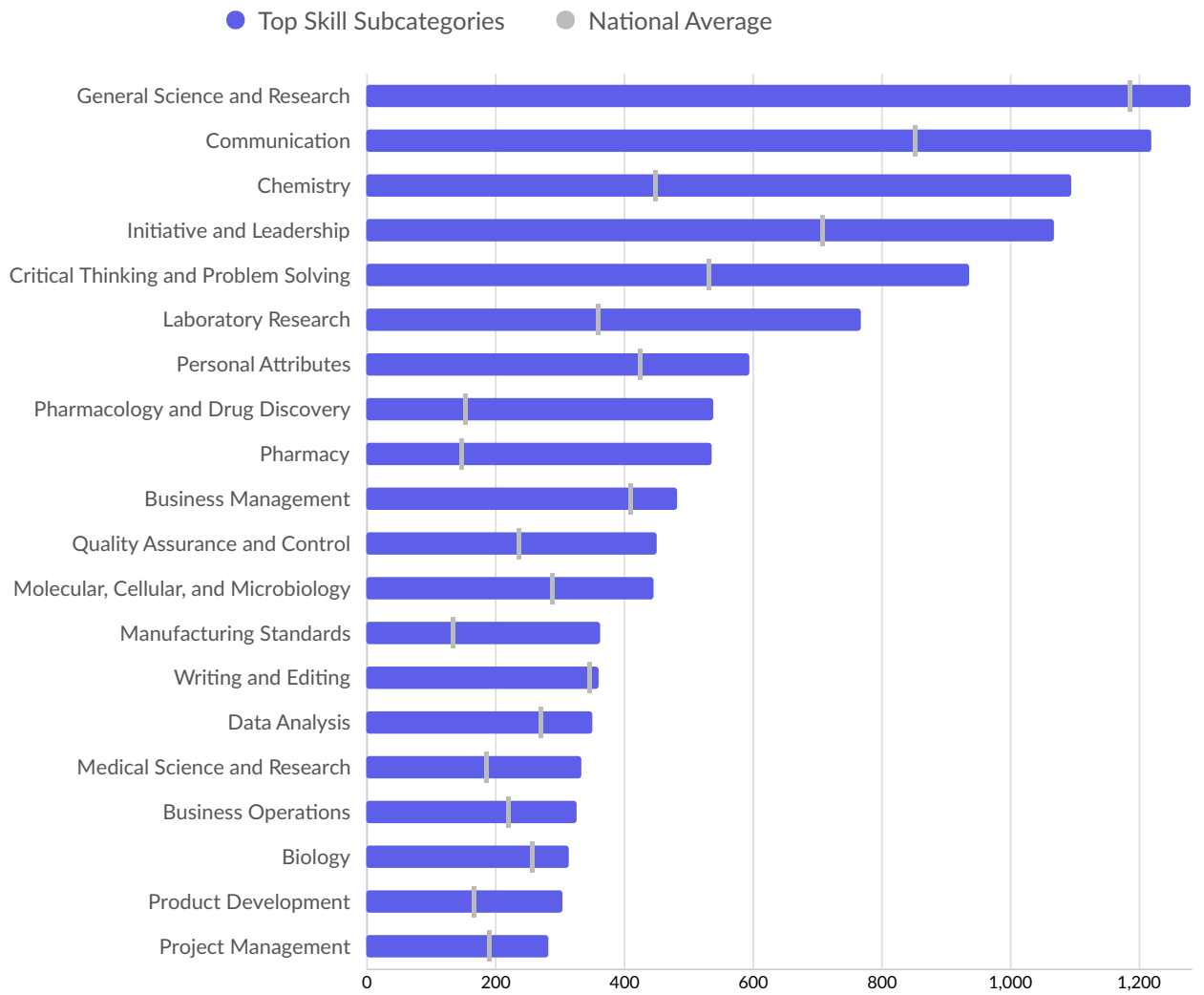
	Total/Unique (Mar 2021 - Feb 2023)	Posting Intensity	Median Posting Duration
Employment Activities	2,427 / 753	3 : 1	37 days
Manufacture of Basic Pharmaceutical Products and Pharmaceutical Preparations	354 / 190	2 : 1	32 days
Architectural and Engineering Activities; Technical Testing and Analysis	417 / 161	3 : 1	33 days
Scientific Research and Development	166 / 96	2 : 1	30 days
Activities of Head Offices; Management Consultancy Activities	191 / 89	2 : 1	35 days
Publishing Activities	146 / 79	2 : 1	21 days
Human Health Activities	234 / 68	3 : 1	30 days
Wholesale Trade, Except of Motor Vehicles and Motorcycles	90 / 62	1 : 1	16 days
Public Administration and Defence; Compulsory Social Security	88 / 54	2 : 1	29 days
Advertising and Market Research	222 / 45	5 : 1	29 days
Education	74 / 45	2 : 1	32 days
Activities of Membership Organisations	37 / 33	1 : 1	18 days
Civil Engineering	58 / 27	2 : 1	31 days
Manufacture of Computer, Electronic and Optical Products	32 / 26	1 : 1	21 days
Other Professional, Scientific and Technical Activities	79 / 26	3 : 1	29 days
Office Administrative, Office Support and Other Business Support Activities	39 / 25	2 : 1	36 days
Financial Service Activities, Except Insurance and Pension Funding	64 / 24	3 : 1	20 days
Computer Programming, Consultancy and Related Activities	44 / 23	2 : 1	45 days
Libraries, Archives, Museums and Other Cultural Activities	33 / 12	3 : 1	38 days
Wholesale and Retail Trade and Repair of Motor Vehicles and Motorcycles	11 / 8	1 : 1	21 days
Manufacture of Furniture	13 / 7	2 : 1	60 days
Retail Trade, Except of Motor Vehicles and Motorcycles	9 / 7	1 : 1	20 days
Land Transport and Transport Via Pipelines	16 / 7	2 : 1	33 days
Real Estate Activities	19 / 7	3 : 1	16 days
Other Personal Service Activities	9 / 7	1 : 1	36 days
Food and Beverage Service Activities	9 / 6	2 : 1	n/a
Travel Agency, Tour Operator and Other Reservation Service and Related Activities	9 / 6	2 : 1	25 days
Manufacture of Chemicals and Chemical Products	17 / 5	3 : 1	38 days

Manufacture of Machinery and Equipment n.e.c.	8 / 4	2 : 1		n/a
Water Collection, Treatment and Supply	4 / 4	1 : 1		11 days
Manufacture of Food Products	5 / 3	2 : 1		36 days
Manufacture of Basic Metals	8 / 3	3 : 1		33 days
Electricity, Gas, Steam and Air Conditioning Supply	3 / 3	1 : 1		22 days
Waste Collection, Treatment and Disposal Activities; Materials Recovery	6 / 3	2 : 1		60 days
Warehousing and Support Activities for Transportation	8 / 3	3 : 1		20 days
Legal and Accounting Activities	9 / 3	3 : 1		29 days
Services to Buildings and Landscape Activities	5 / 3	2 : 1		15 days
Other Manufacturing	3 / 2	2 : 1		17 days
Construction of Buildings	2 / 2	1 : 1		n/a
Water Transport	2 / 2	1 : 1		n/a
Activities Auxiliary to Financial Services and Insurance Activities	5 / 2	3 : 1		39 days
Residential Care Activities	2 / 2	1 : 1		n/a
Creative, Arts and Entertainment Activities	6 / 2	3 : 1		n/a
Sports Activities and Amusement and Recreation Activities	5 / 2	3 : 1		n/a
Manufacture of Textiles	1 / 1	1 : 1		16 days
Printing and Reproduction of Recorded Media	1 / 1	1 : 1		29 days
Manufacture of Rubber and Plastic Products	1 / 1	1 : 1		36 days
Manufacture of Other Non-metallic Mineral Products	2 / 1	2 : 1		n/a
Manufacture of Other Transport Equipment	1 / 1	1 : 1		n/a

Top Posting Sources

Website	Postings on Website (Mar 2021 - Feb 2023)
indeed.com	330
careerbuilder.co.uk	318
fish4.co.uk	301
jobmedic.co.uk	263
cv-library.co.uk	247
starjobsearch.co.uk	240
reed.co.uk	227
dwp.gov.uk	159
myworkdayjobs.com	159
dejobs.org	152
jobisjob.co.uk	98
newscientist.com	94
britishjobs.co.uk	90
careerjet.co.uk	85
astrazeneca.com	80
chemjobs.net	78
jobs4network.co.uk	74
independent.co.uk	67
simplyhired.co.uk	60
engineeringjobs.co.uk	46
jobs.ac.uk	33
joblift.co.uk	32
oilandgasjobsearch.com	32
bionow.co.uk	29
gumtree.com	28
jacobs.com	28
jobs.nhs.uk	28

careersportal.co.uk	27
constructionjobs.co.uk	26
jora.com	23
smartrecruiters.com	21
jobrapido.com	19
pharmiweb.jobs	19
taleo.net	19
jobstoday.co.uk	17
srgtalent.com	17
tiptopjob.com	17
monster.co.uk	16
jobs.barclays	15
access-sciencejobs.uk	14
indeed.co.uk	13
jobserve.com	13
stantec.jobs	13
adzuna.co.uk	12
countryside-jobs.com	9
healthjobsuk.com	8
icims.com	8
cheshireeast.gov.uk	7
environmentjob.co.uk	7
unitedutilities.com	7

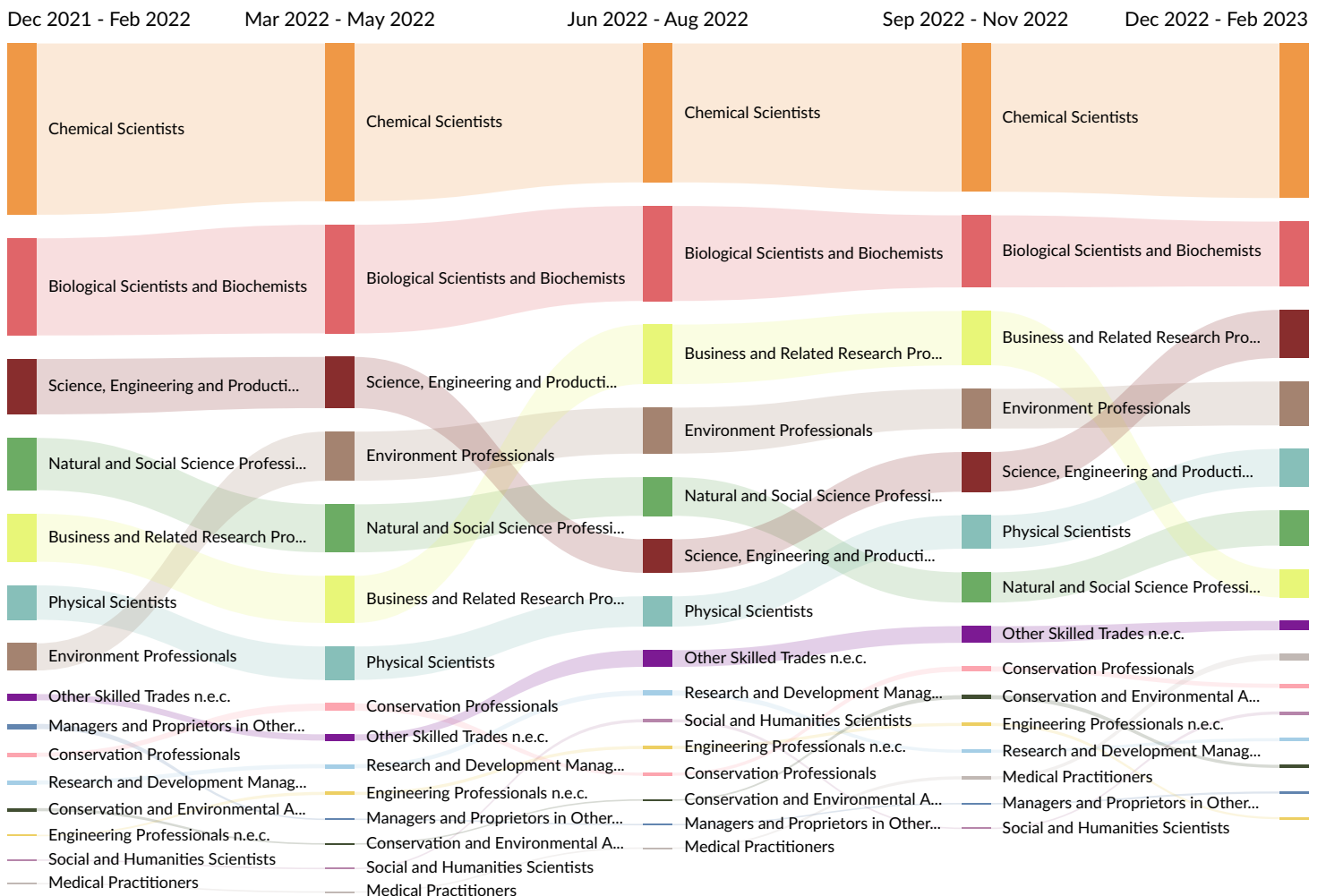


Top Skill Subcategories	Unique Postings	National Average
General Science and Research	1,281	1,184
Communication	1,220	850
Chemistry	1,095	445
Initiative and Leadership	1,068	706
Critical Thinking and Problem Solving	938	530
Laboratory Research	768	357
Personal Attributes	596	422
Pharmacology and Drug Discovery	540	151
Pharmacy	538	145
Business Management	484	407
Quality Assurance and Control	452	234
Molecular, Cellular, and Microbiology	446	284
Manufacturing Standards	363	132
Writing and Editing	363	132
Data Analysis	363	132
Medical Science and Research	363	132
Business Operations	363	132
Biology	363	132
Product Development	363	132
Project Management	363	132

Writing and Editing	361	343
Data Analysis	351	269
Medical Science and Research	335	184
Business Operations	327	218
Biology	315	253
Product Development	304	164
Project Management	282	187

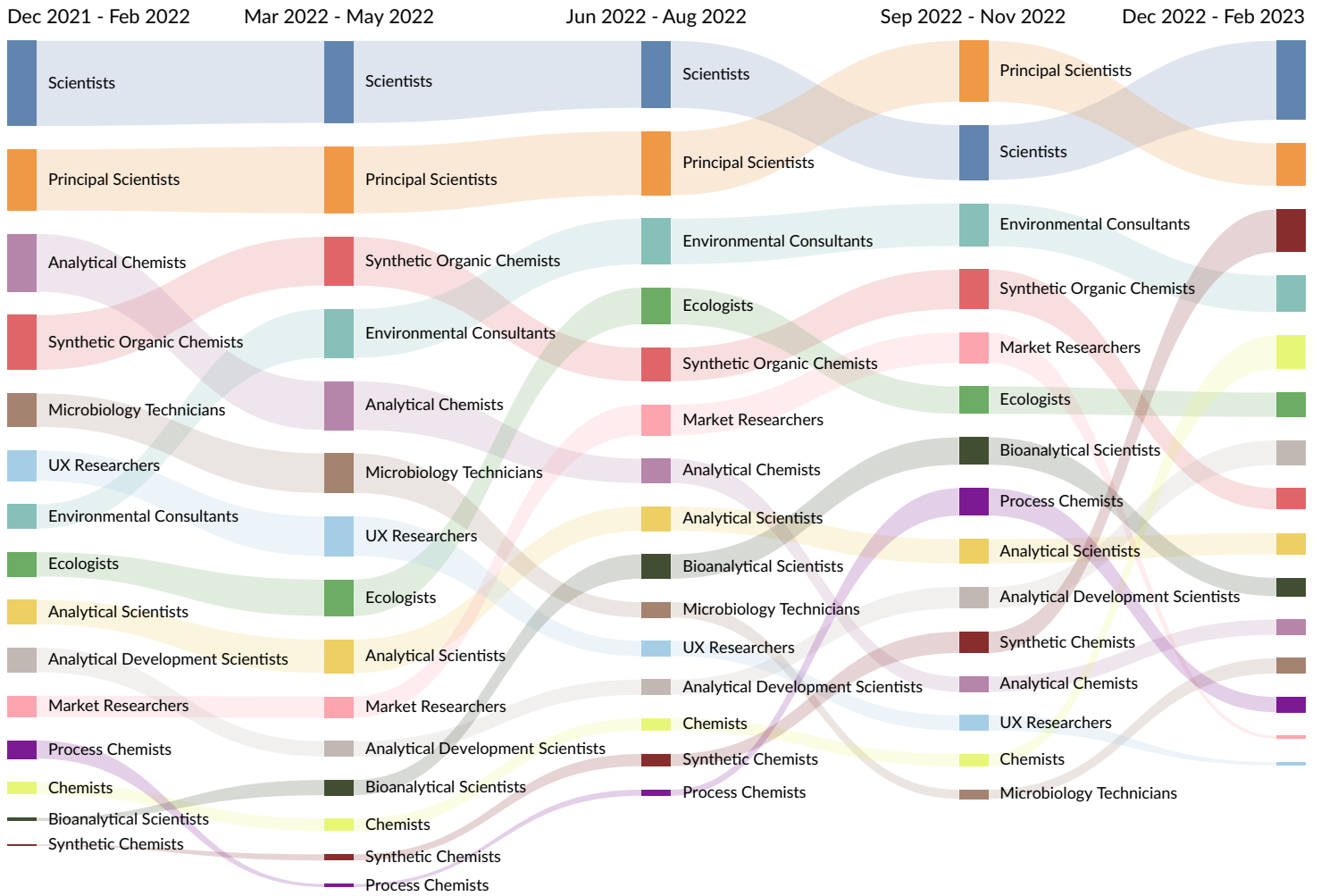
Occupation Trends in Job Postings by Quarter

The chart below captures the postings trend for the top 15 occupations posted for based on your filters.



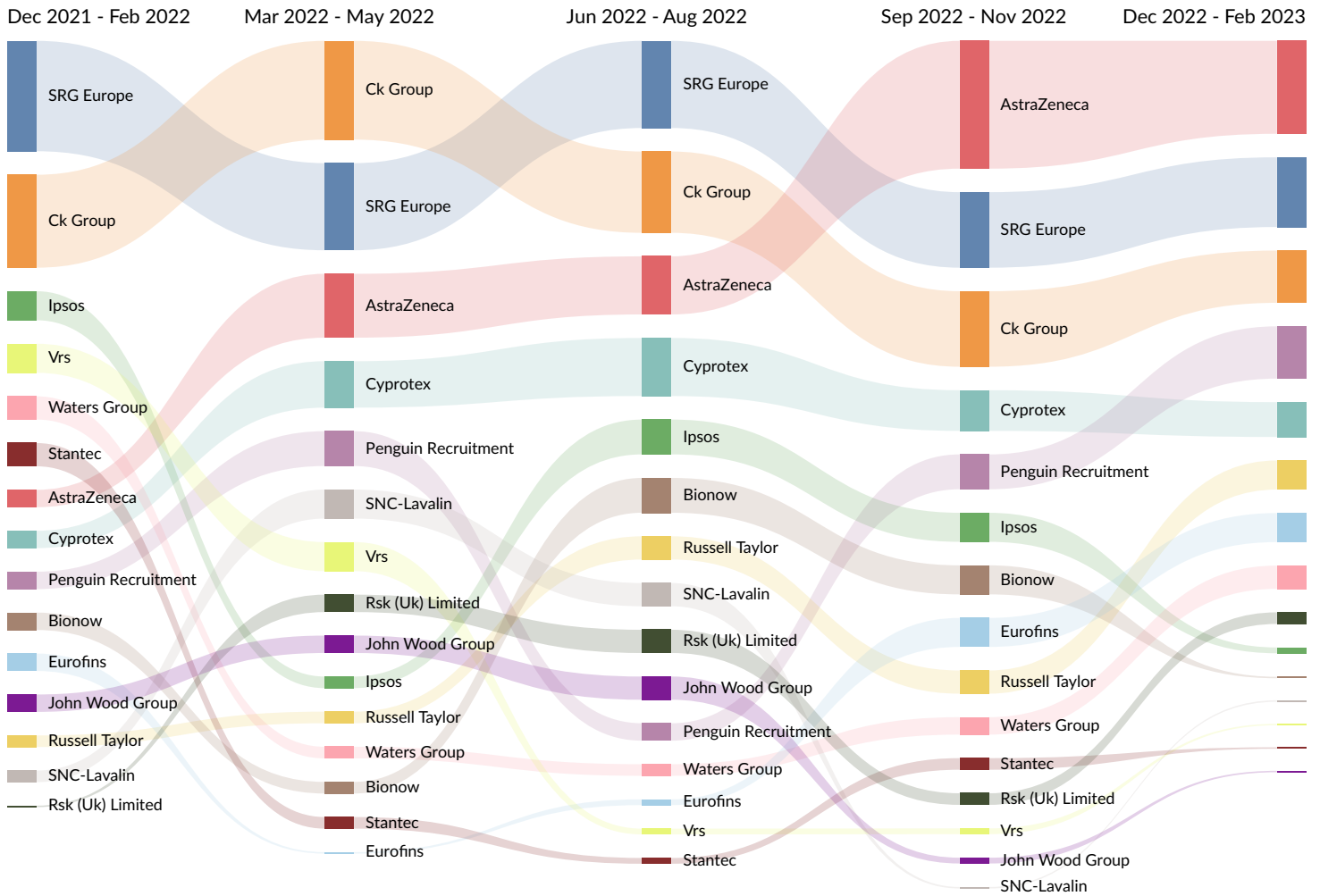
Job Title Trends in Job Postings by Quarter

The chart below captures the postings trend for the top 15 job titles posted for based on your filters.



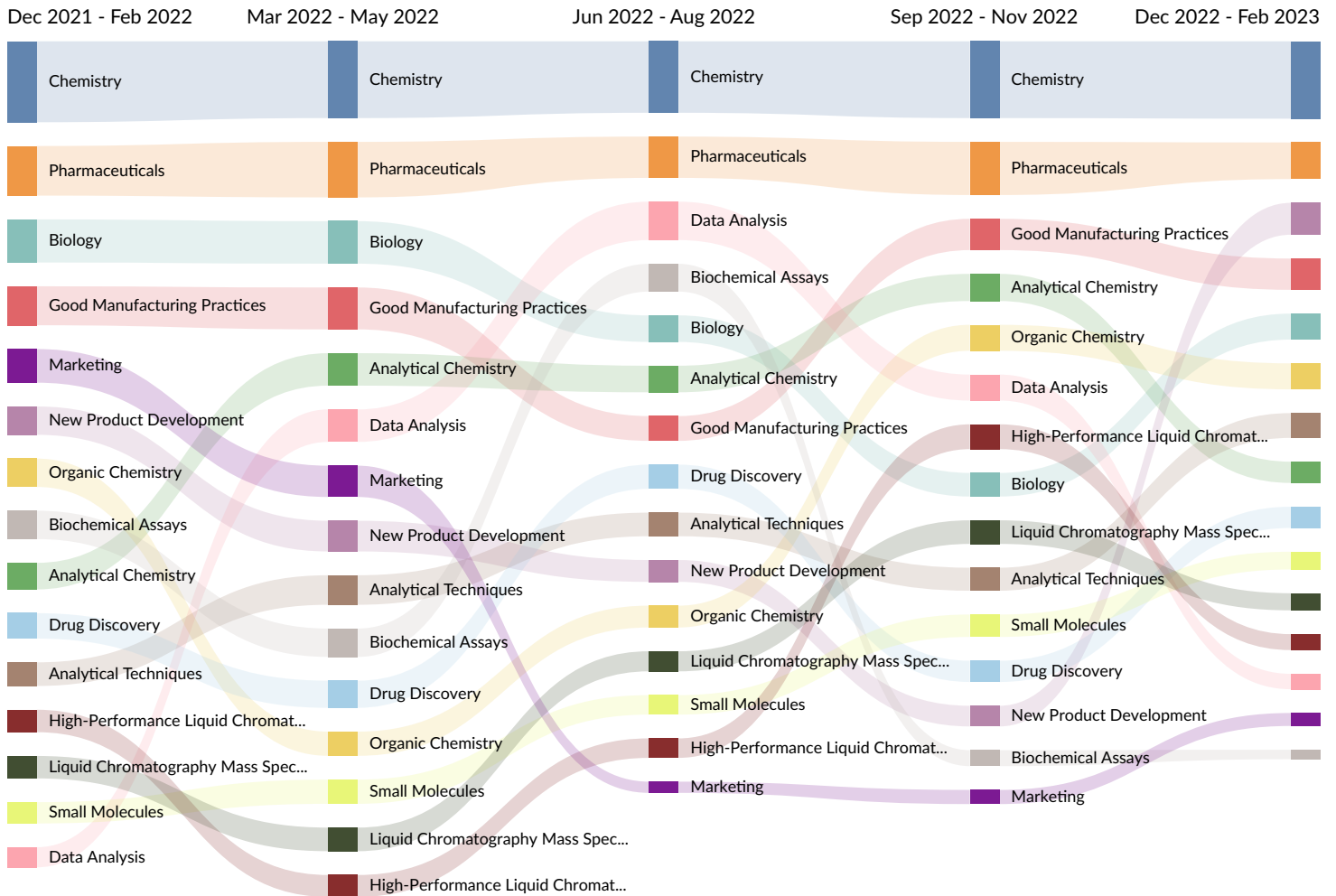
Company Trends in Job Postings by Quarter

The chart below captures the postings trend for the top 15 companies posted for based on your filters.



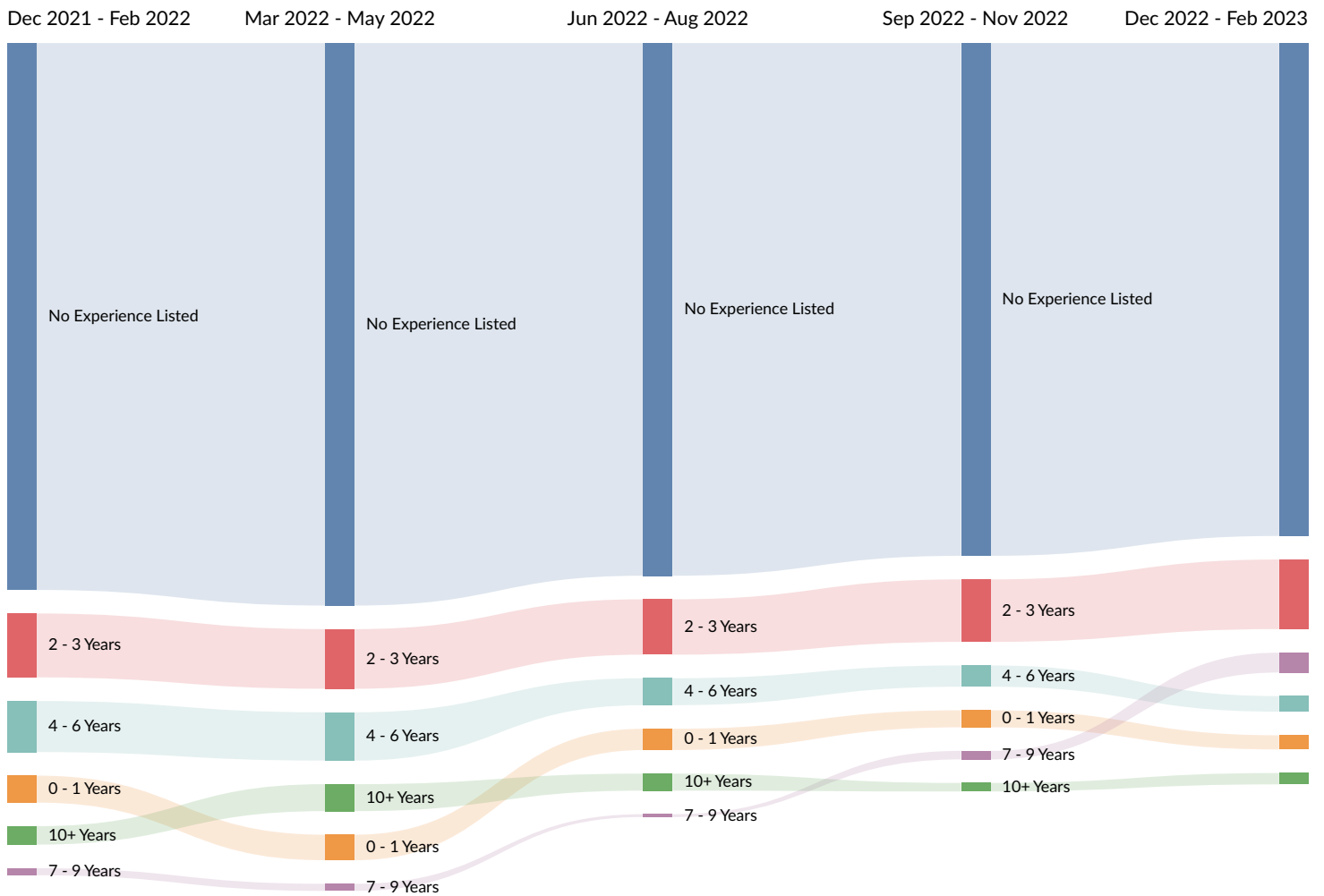
Skill Trends in Job Postings by Quarter

The chart below captures the postings trend for the top 15 skills posted for based on your filters.



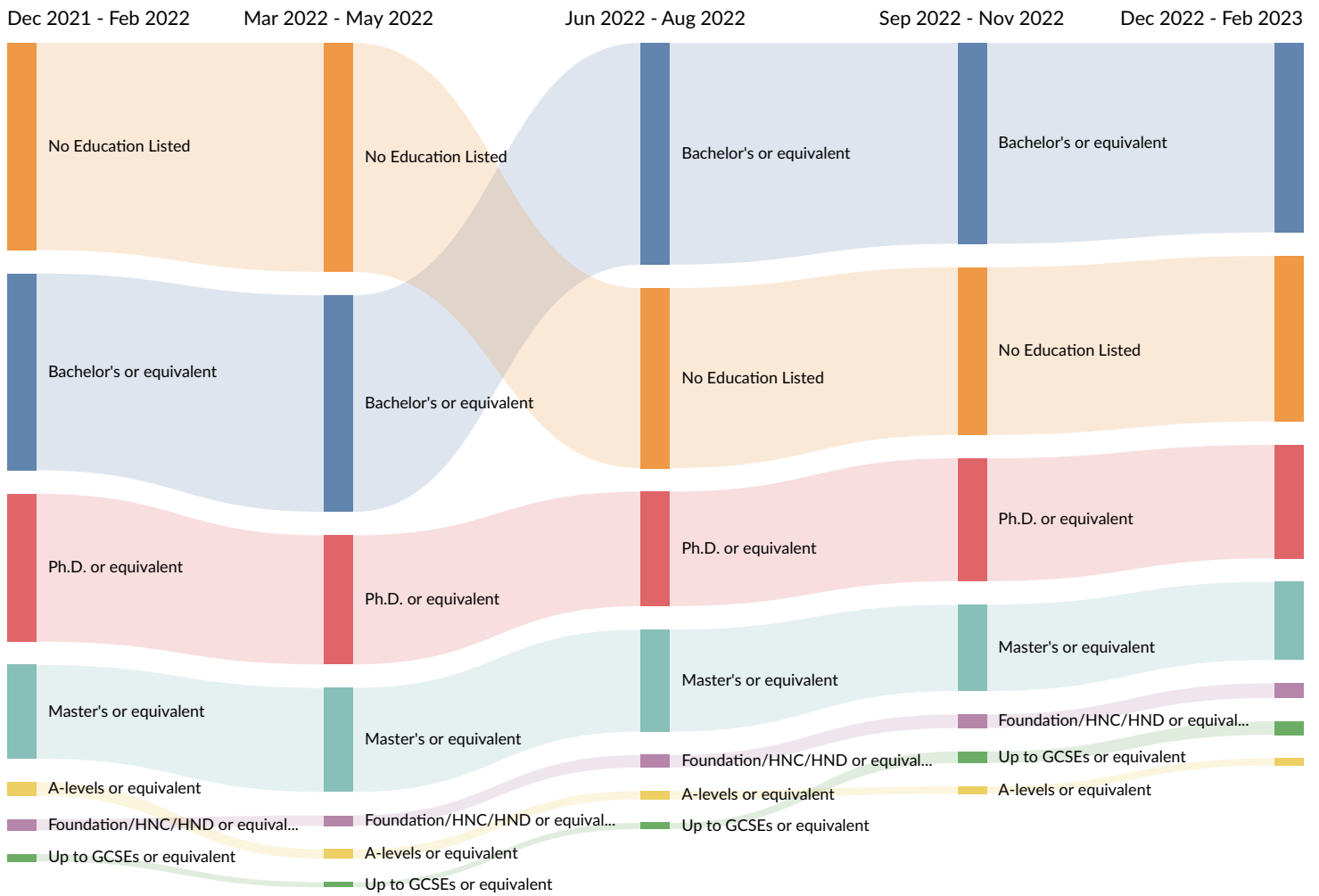
Minimum Experience Requirement Trends in Job Postings by Quarter

The chart below captures the trend for the experience requirements by quarter shown in postings in your region based on your filters.



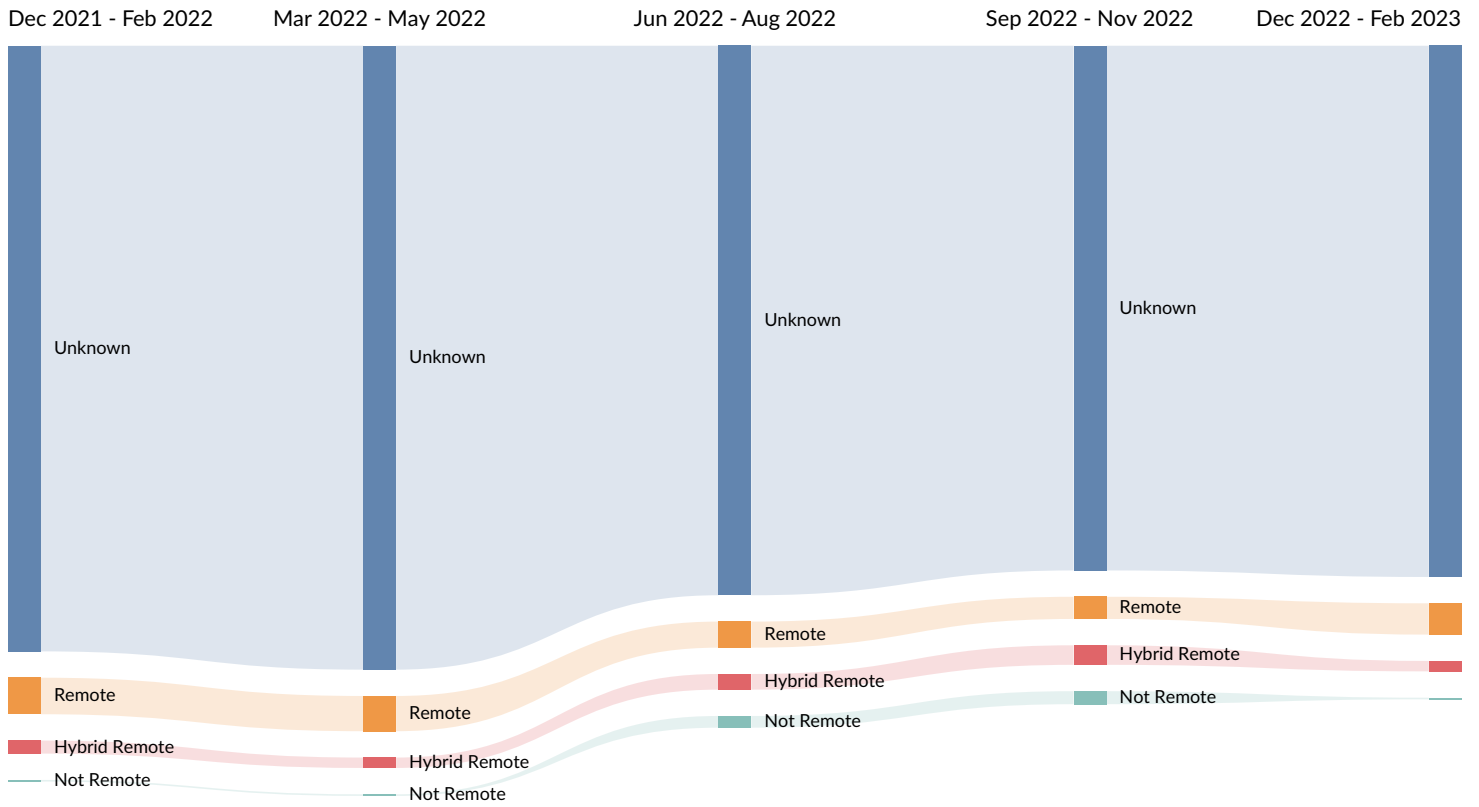
Educational Requirement Trends in Job Postings by Quarter

The chart below captures the quarterly trend for the educational requirements shown in postings in your region based on your filters.

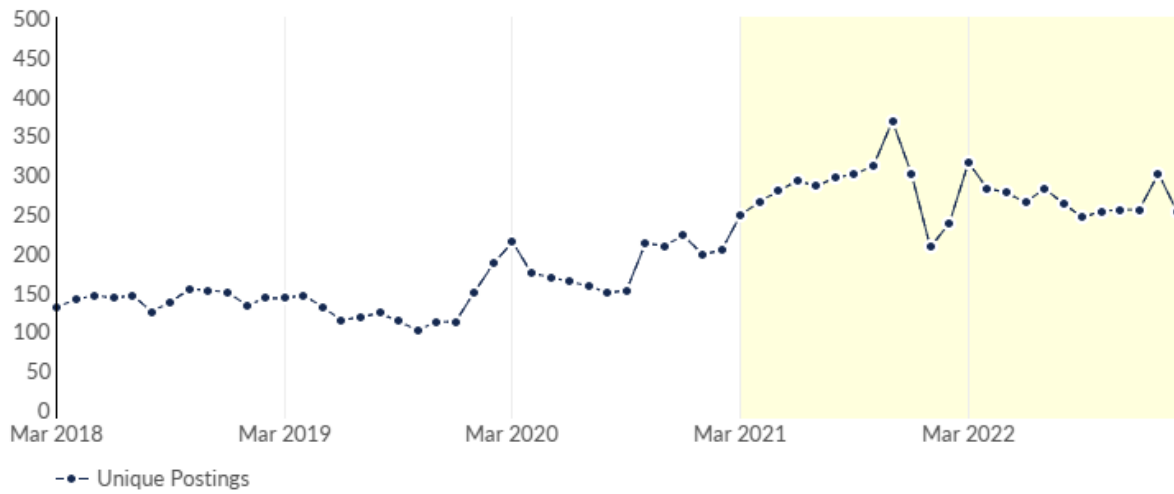


Remote Trends in Job Postings by Quarter

The chart below captures the remote posting trends based on your filters.

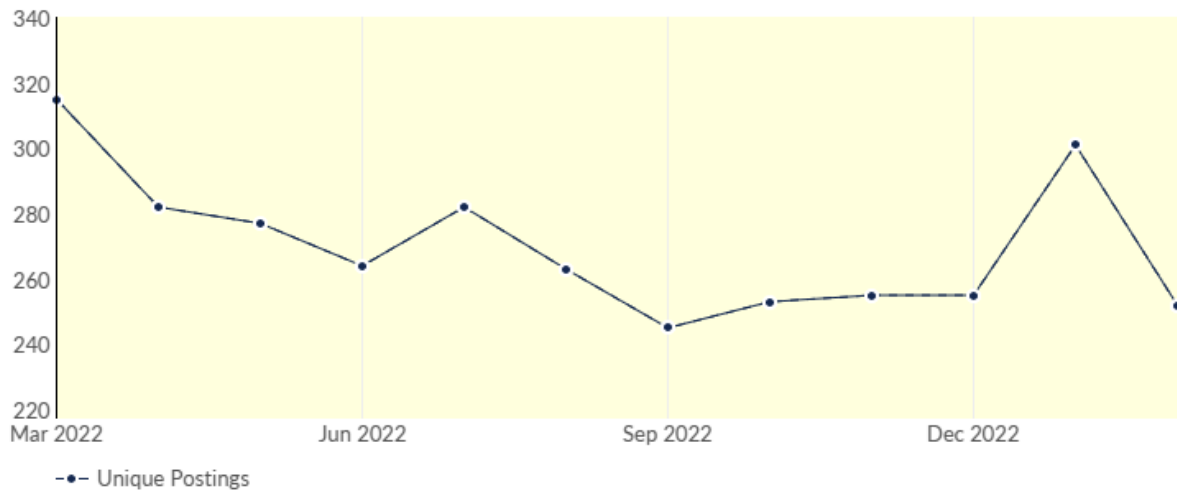


Unique Postings Trend



Month	Unique Postings	Posting Intensity
Feb 2023	252	2 : 1
Jan 2023	301	2 : 1
Dec 2022	255	2 : 1
Nov 2022	255	2 : 1
Oct 2022	253	2 : 1
Sep 2022	245	2 : 1
Aug 2022	263	2 : 1
Jul 2022	282	2 : 1
Jun 2022	264	2 : 1
May 2022	277	2 : 1
Apr 2022	282	2 : 1
Mar 2022	315	2 : 1

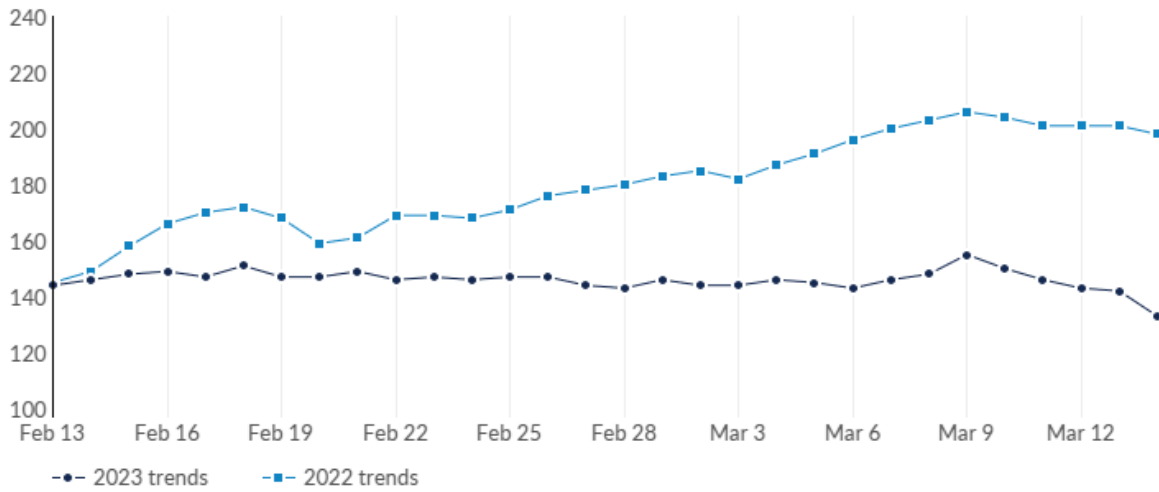
Unique Postings Trend



Month	Unique Postings	Posting Intensity
Feb 2023	252	2 : 1
Jan 2023	301	2 : 1
Dec 2022	255	2 : 1
Nov 2022	255	2 : 1
Oct 2022	253	2 : 1
Sep 2022	245	2 : 1
Aug 2022	263	2 : 1
Jul 2022	282	2 : 1
Jun 2022	264	2 : 1
May 2022	277	2 : 1
Apr 2022	282	2 : 1
Mar 2022	315	2 : 1

Unique Postings Trend

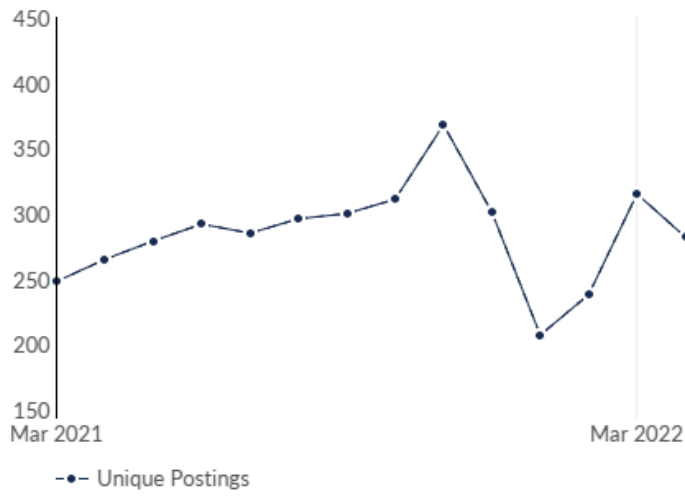
This view displays the most recent 30 days of job postings activity to show near-term trends. It does not reflect your timeframe.



Day	Unique Postings	Last Year's Unique Postings	% Change
February 13, 2023	144	145	-0.7%
February 14, 2023	146	149	-2.0%
February 15, 2023	148	158	-6.3%
February 16, 2023	149	166	-10.2%
February 17, 2023	147	170	-13.5%
February 18, 2023	151	172	-12.2%
February 19, 2023	147	168	-12.5%
February 20, 2023	147	159	-7.5%
February 21, 2023	149	161	-7.5%
February 22, 2023	146	169	-13.6%
February 23, 2023	147	169	-13.0%
February 24, 2023	146	168	-13.1%
February 25, 2023	147	171	-14.0%
February 26, 2023	147	176	-16.5%
February 27, 2023	144	178	-19.1%
February 28, 2023	143	180	-20.6%
March 1, 2023	146	183	-20.2%
March 2, 2023	144	185	-22.2%

March 3, 2023	144	182	-20.9%
March 4, 2023	146	187	-21.9%
March 5, 2023	145	191	-24.1%
March 6, 2023	143	196	-27.0%
March 7, 2023	146	200	-27.0%
March 8, 2023	148	203	-27.1%
March 9, 2023	155	206	-24.8%
March 10, 2023	150	204	-26.5%
March 11, 2023	146	201	-27.4%
March 12, 2023	143	201	-28.9%
March 13, 2023	142	201	-29.4%
March 14, 2023	133	198	-32.8%

Unique Postings Trend



Month	Unique Postings	Posting Intensity
Feb 2023	252	2 : 1
Jan 2023	301	2 : 1
Dec 2022	255	2 : 1
Nov 2022	255	2 : 1
Oct 2022	253	2 : 1
Sep 2022	245	2 : 1
Aug 2022	263	2 : 1
Jul 2022	282	2 : 1
Jun 2022	264	2 : 1
May 2022	277	2 : 1
Apr 2022	282	2 : 1
Mar 2022	315	2 : 1

Appendix A - Data Sources and Calculations

Lightcast Job Postings

Job postings are collected from various sources and processed/enriched to provide information such as standardized company name, occupation, skills, and geography.