

Adult Workforce and Skills in Cheshire and Warrington Report – Part 2 of 2 - Skills

Draft Report - November 2022
Brennan Wilson Ltd

Please Note: This report has been commissioned for the Cheshire and Warrington Local Enterprise Partnership by the Cheshire and Warrington Data and Labour Market Steering Group on behalf of the Employers' Skills and Education Board with support from the Department for Education.

Please note – chapters 1-3 are in Part 1 Employment

Contents

4.	Overview of Further Education and Apprenticeships for Adults	5
4.1	Overview of Further Education	5
4.1.1	Enrolments in FE.....	7
4.1.2	Funding of FE.....	8
4.1.3	FE Providers.....	10
4.1.4	Subcontracting	11
4.1.5	Level of learning in FE.....	12
4.1.6	Sector Subject Areas in FE	15
4.1.7	Learner characteristics in FE.....	16
4.2	Apprenticeships overview	22
4.2.1	Apprenticeship Starts	22
4.2.2	Apprenticeship Providers	24
4.2.3	Apprenticeship Levels.....	25
4.2.4	Apprenticeship Sector Subject Areas	26
4.2.5	Characteristics of apprentices	27
5.	Community Learning	30
5.1	Enrolments on Community Learning.....	31
5.2	Community Learning providers	31
5.3	Subcontracting	32
5.4	Sector Subject Area of delivery	32
5.5	Learner characteristics	33
5.5.1	Gender.....	33
5.5.2	Age profile of learners	34
5.5.3	BAME.....	35
5.5.4	LLDD	35
5.5.5	Employment status.....	36
5.5.6	Prior attainment	36
6.	European Social Fund learning	37
6.1	Enrolments on ESFA co-financed ESF programmes.....	38
6.2	Providers and sub-contractors	38
6.3	Learning aim delivery	39
6.4	Enrolments by Level of learning	40

6.5	Enrolments by Sector Subject Area	41
6.6	Learner characteristics	41
6.6.1	Gender.....	41
6.6.2	Age profile	42
6.6.3	BAME.....	43
6.6.4	LLDD	43
6.6.5	Prior attainment	44
6.6.6	Employment status on first day of learning.....	44
7.	Learning below Level 2.....	45
7.1	Enrolments in FE below Level 2.....	46
7.2	Providers of learning below Level 2.....	46
7.3	Subcontracting of learning in FE below Level 2.....	47
7.4	Sector Subject Area of learning in FE below Level 2.....	47
7.5	Learning aims at below Level 2	48
7.6	Learner Characteristics.....	49
7.6.1	Gender.....	49
7.6.2	Age	50
7.6.3	BAME.....	51
7.6.4	LLDD	51
7.6.5	Prior attainment	52
7.6.6	Employment status on first day of learning.....	52
8.	Learning at Level 2.....	54
8.1	Adult Learning at Level 2 in FE.	54
8.1.1	Enrolments at level 2 in FE	55
8.1.2	Providers of level 2 learning in FE	55
8.1.3	Subcontractors delivering level 2 learning in FE.....	56
8.1.4	Enrolments by funding model	56
8.1.5	Enrolments by Sector Subject Area	57
8.1.6	Learning aims in FE at level 2	57
8.1.7	Characteristics of Learners at Level 2 in FE	58
8.2	Adult apprenticeships at level 2	62
8.2.1	Apprenticeship starts at level 2	62
8.2.2	Apprenticeship providers at level 2.....	63
8.2.3	Sector Subject Area of Apprenticeships at Level 2	64
8.2.4	Starts on Apprenticeship Standards	64
8.2.5	Characteristics of adults starting on Level 2 apprenticeships.....	65

9.	Learning at Level 3.....	68
9.1	Adult Learning at level 3 in FE	68
9.1.1	Enrolments at level 3 in FE	69
9.1.2	Providers of learning at Level 3 in FE.....	69
9.1.3	Sector Subject Area of learning aims at Level 3.....	70
9.1.4	Learning aims at Level 3	70
9.1.5	Characteristics of Level 3 learners in FE	71
9.2	Adult apprenticeships at Level 3	75
9.2.1	Starts on adult apprenticeships at Level 3.....	75
9.2.2	Apprenticeship providers at Level 3	76
9.2.3	Sector Subject Area of Apprenticeships at Level 3	76
9.2.4	Starts on Apprenticeship Standards	77
9.2.5	Characteristics of adults starting on Level 3 apprenticeships.....	78
10.	Learning at level 4+	81
10.1	Learning at Level 4+ in FE	81
10.1.1	Enrolments at Level 4+ in FE	81
10.1.2	Providers of learning at Level 4+ in FE.....	82
10.1.3	Sector Subject Area of enrolments at Level 4+ in FE.....	83
10.1.4	Learning aims at Level 4+ in FE.....	83
10.1.5	Characteristic of learners on level 4+ in FE	84
10.2	Adult apprenticeships at level 4+	87
10.2.1	Apprenticeship starts at Level 4+	87
10.2.2	Apprenticeship providers at Level 4+	88
10.2.3	Sector Subject Area of Apprenticeships at Level 4+	89
10.2.4	Starts on Apprenticeship Standards	89
10.2.5	Characteristics of adults starting on Level 4+ apprenticeships.....	90

4. Overview of Further Education and Apprenticeships for Adults

This section of the report provides an overview of the key features and trends in delivery of Further Education (FE) and Apprenticeships to adults (ie those aged 19+). Further Education will typically be delivered in a classroom setting, whereas apprenticeships are work-based with some off the job training. Both FE and apprenticeships for adults are delivered by a wide variety of providers although FE delivery tends to be dominated by colleges and local authority adult learning services. This section, and subsequent sections, focusses on delivery to residents of Cheshire and Warrington rather than delivery by providers based in Cheshire and Warrington.

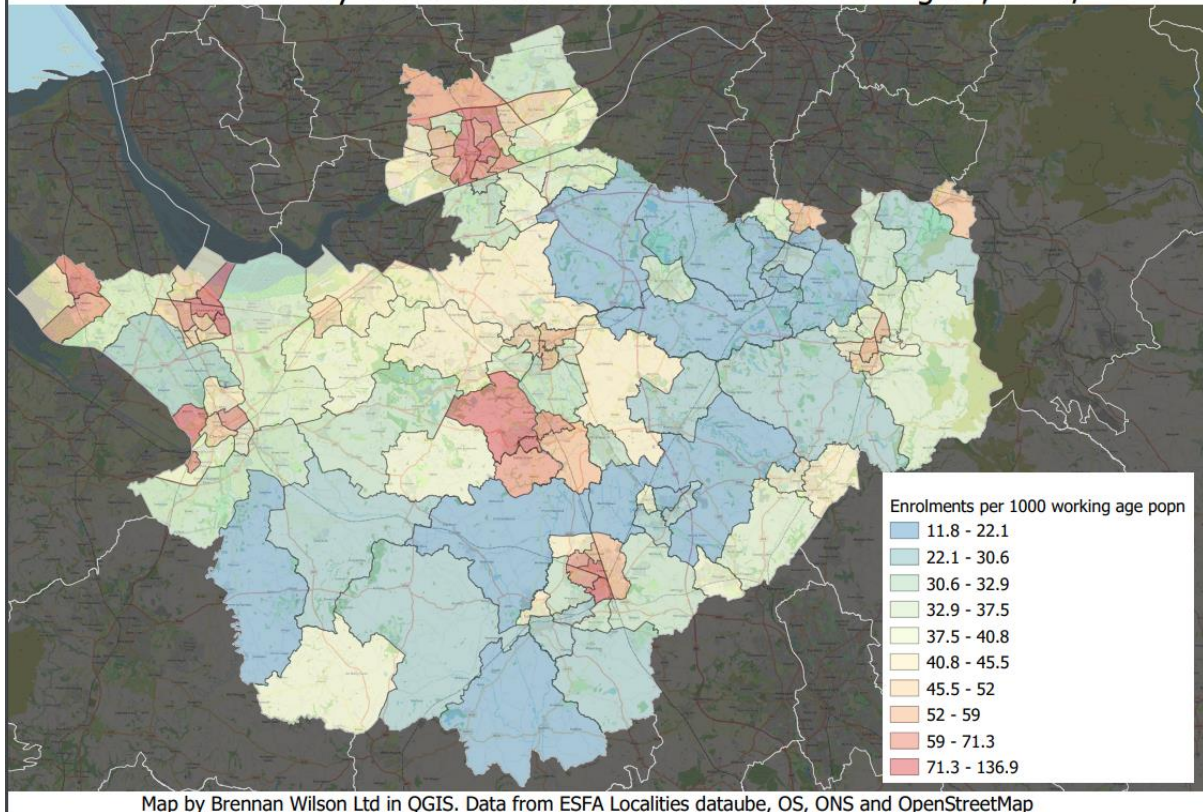
4.1 Overview of Further Education

Whilst individuals will enrol on courses for many reasons, there are fewer policy drivers that underpin government investment in FE. These include supporting social inclusion and cohesion by providing skills for life (eg English, Maths, baseline digital skills, English for speakers of other languages etc); supporting people without work to secure employment by acquiring relevant skills; and, supporting people to progress in employment by securing the relevant skills.

The population of Universal Credit (UC) claimants includes those in low paid employment and those out of work seeking employment and is, therefore, a reasonable proxy for those for whom public investment in FE is meant to benefit.

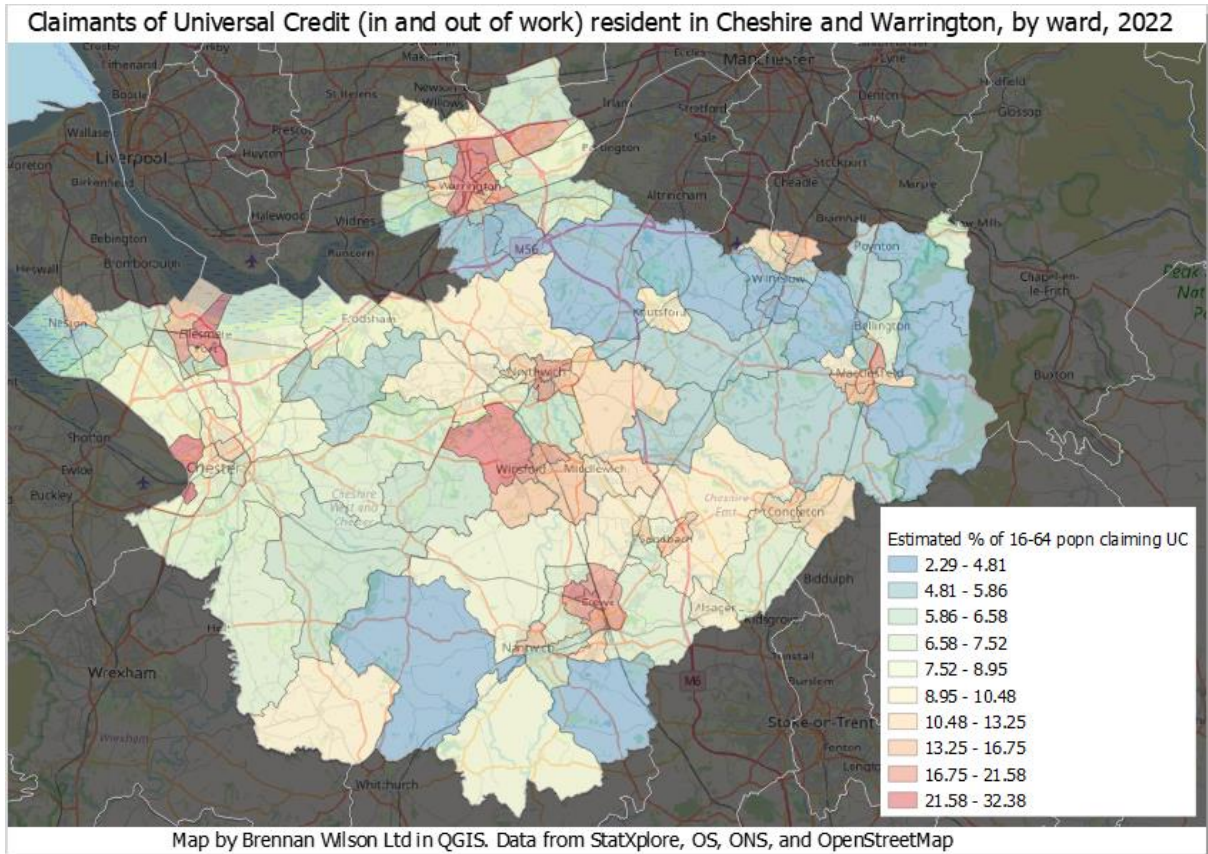
The two maps below illustrate FE learning aim enrolment density by ward in Cheshire and Warrington and UC claimant density by ward in Cheshire and Warrington. It can be seen from this that there is a reasonable alignment of areas with high FE enrolment with areas that have high numbers of UC claimants. Six of the ten wards with the highest density of FE enrolments also appear in the top ten wards with highest UC claimant density. Every ward in the top two deciles for UC claimant density appears in the top three deciles for FE enrolment density.

Enrolments in FE by adults resident in Cheshire and Warrington, 2020/21



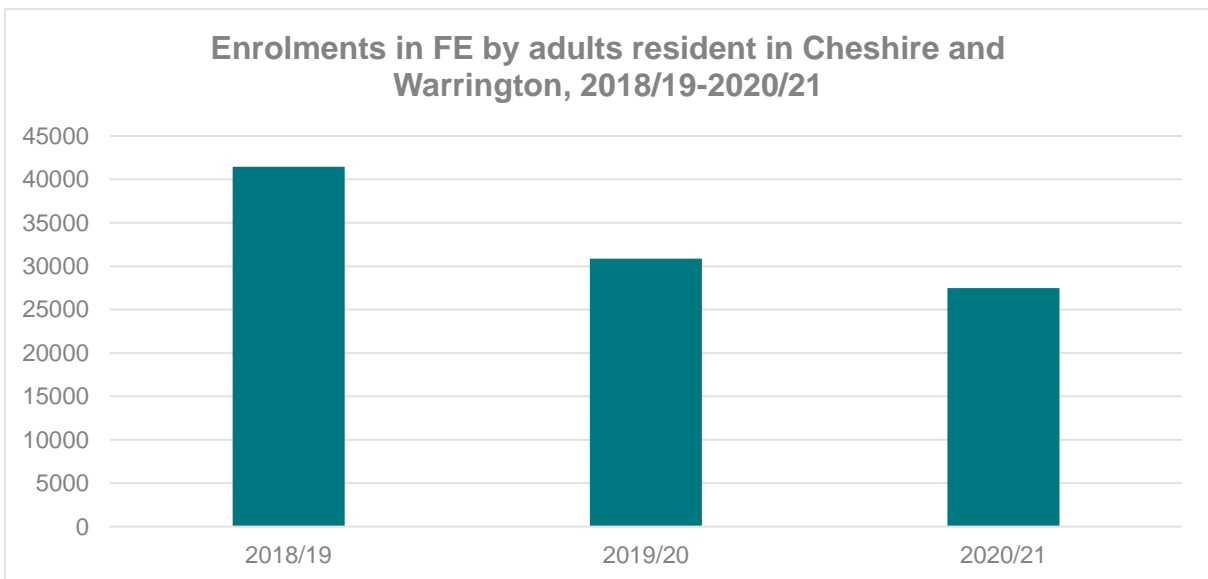
The wards with the highest number of FE enrolments per 1000 population in 202/21 were

- Central & Grange (Cheshire West and Chester)
- Crewe Central (Cheshire East)
- Westminster (Cheshire West and Chester)
- Crewe South (Cheshire East)
- Wolverham (Cheshire West and Chester)
- Bewsey & Whitecross (Warrington)
- Neston (Cheshire West and Chester)
- Poplars & Hulme (Warrington)
- Fairfield & Howley (Warrington)
- Blacon (Cheshire West and Chester)



4.1.1 Enrolments in FE

The total number of learning aim enrolments by adults resident in Cheshire and Warrington in FE in 2020/21 was 27,467. This was a decrease of more than a third from the 2018/19 figure of 41,457. Much, but possibly not all, of this decline can be attributed to the impact of the pandemic. Enrolments will have been seriously constrained at the end of the 2019/20 academic year as well as for the 2020/21 academic year.

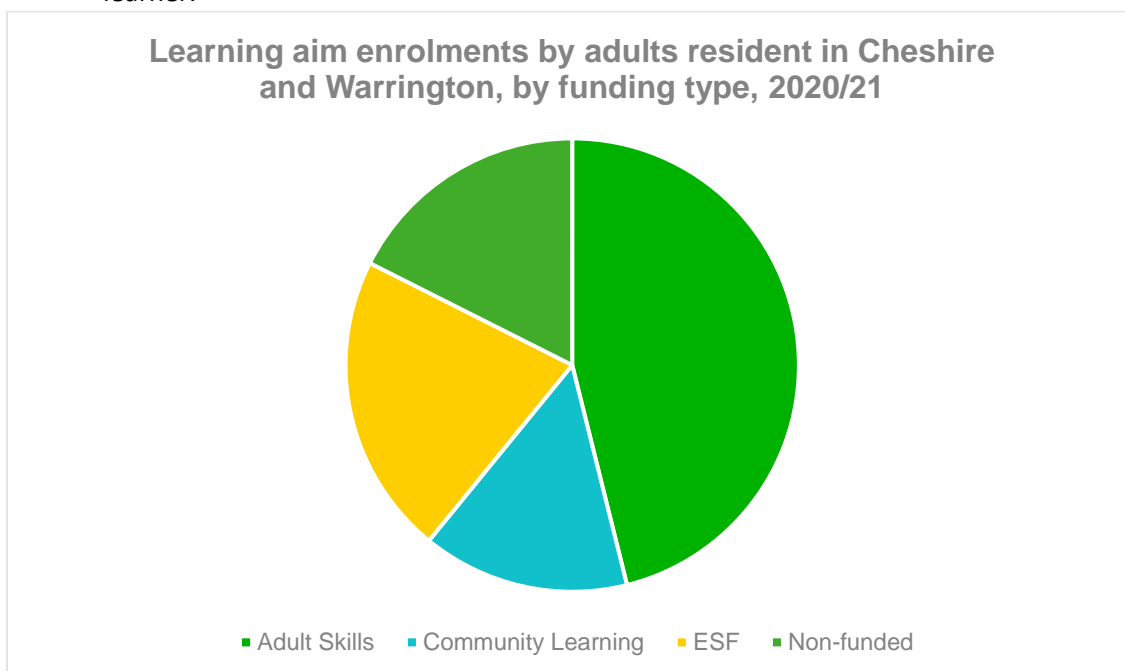


Source: ESFA Localities datacube (residency)

4.1.2 Funding of FE

Learning in FE is funded by a variety of routes. In the data provided by the Education and Skills Funding Agency (ESFA), funding for FE is assigned to one of four categories:

- Adult Skills – the main budget supporting adult learning in FE
- Community Learning – a budget allocated for the purposes of personal and community development learning
- European Social Fund – a budget formerly accessed from the European Union supporting people to access employment and for workforce development (only data for ESF activity administered by the ESFA is available, data for DWP co-financed activity and direct matched activity is not available)
- Non-funded – learning funded through the Student Loans Company or directly by the learner.

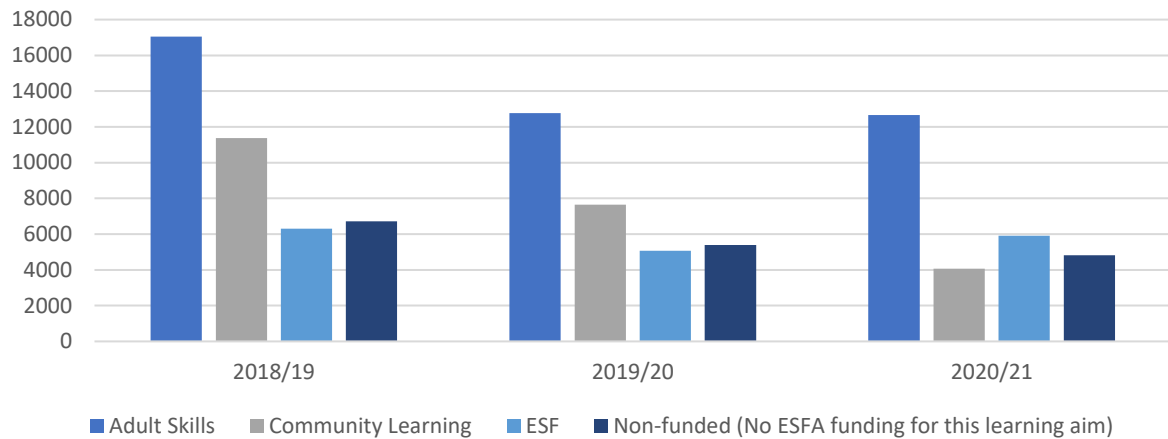


Source: ESFA Localities datacube (residency)

In 2020/21, the Adult Skills budget accounted for almost half (46%) of all enrolments, with a further fifth (22%) being funded by ESF.

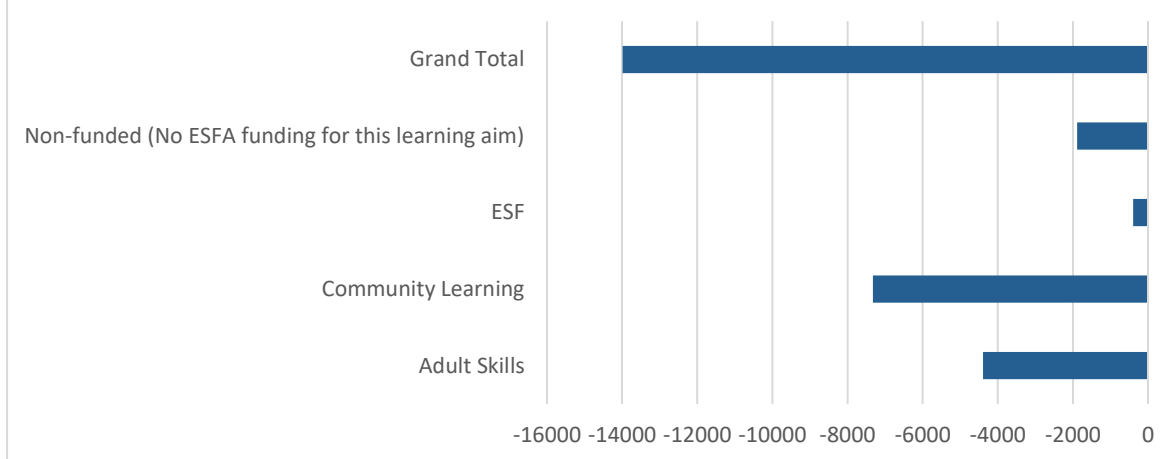
There were marked differences in the decline in enrolments between 2018/19 and 2020/21 when activity is considered by funding stream. Learning funded through the Community Learning Budget declined by almost two thirds (64%); non-funded and adult skill budget activity declined by just over a quarter (28% and 26% respectively); whereas activity funded by ESF declined by only 6%.

Enrolments in FE by adults resident in Cheshire and Warrington, by funding source, 2018/19 - 2020/21



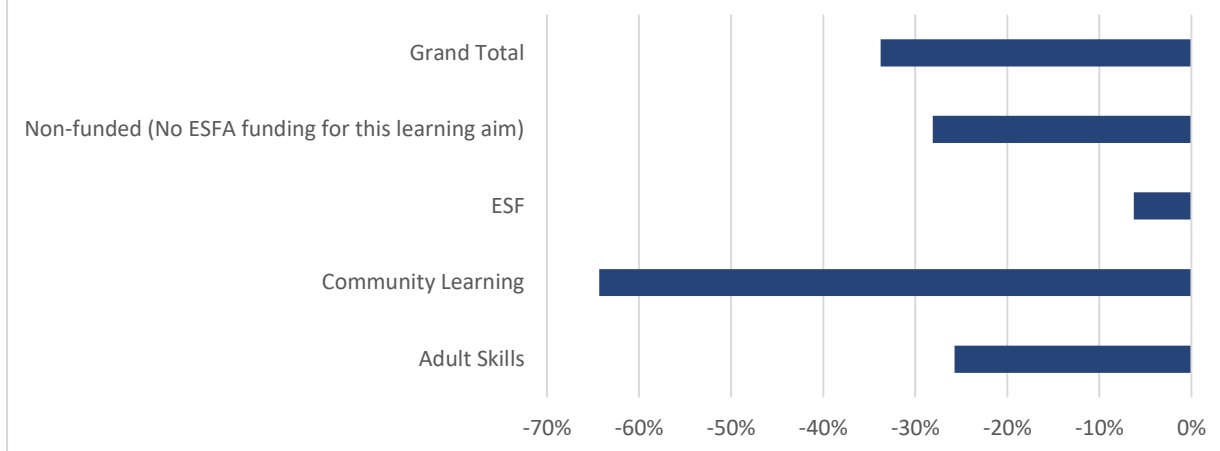
Source: ESFA Localities datacube (residency)

Change in enrolments in FE by adults resident in Cheshire and Warrington, by funding source, 2018/19 - 2020/21



Source: ESFA Localities datacube (residency)

% Change in enrolments in FE by adults resident in Cheshire and Warrington, by funding source, 2018/19 - 2020/21



Source: ESFA Localities datacube (residency)

4.1.3 FE Providers

In 2020/21, there were 27,467 learning aim enrolments by adults resident in Cheshire and Warrington, with 299 providers in total. All providers with more than 350 enrolments in 2020/21 across all funding streams are shown in the table below. PeoplePlus group delivered the highest volume of enrolments to Cheshire and Warrington residents by virtue of it being the prime contractor for an ESFA-led ESF programme. Cheshire College South and West, Warrington & Vale Royal College, and Cheshire West and Chester Council delivered the most enrolments funded through the Adult Skills Budget. Warrington & Vale Royal College, Cheshire West and Chester Council, Cheshire East Council, and the Workers' Educational Association delivered the most Community Learning enrolments.

Enrolments in FE by adults resident in Cheshire and Warrington by provider and funding source 2020/21					
	Adult Skills	Community Learning	ESF	Non-funded	Total
Total	12666	4060	5915	4826	27467
PeoplePlus Group Limited	103	0	5221		5324
Cheshire College South and West	2963	14	0	863	3840
Warrington & Vale Royal College	1745	926	0	669	3340
Cheshire West and Chester Council	1671	856	0	0	2527
Cheshire East Council	425	1135	0	1	1561
Macclesfield College	489	33	0	291	813
Workers' Educational Association	28	660	11	109	808
Reaseheath College	127	0	0	353	480
The Trafford College Group	249	11	0	205	465
LTE Group	174	0	0	217	391
The Growth Company Limited	22	0	362	0	384
Riverside College	221	43	0	108	372
Blackpool and The Fylde College	0	0	0	362	362

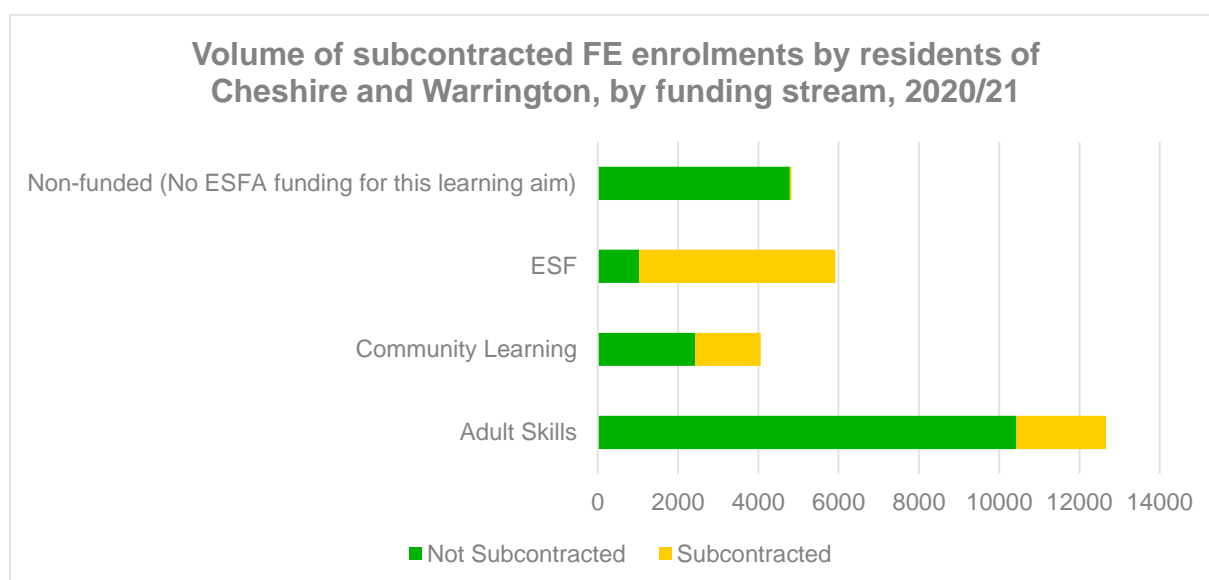
Source: ESFA Localities datacube (residency)

4.1.4 Subcontracting

The practice of subcontracting from one provider to another is common for adult learning in FE. For ESF, the delivery model adopted by the ESFA is based on appointing a 'prime' contractor who is then expected to subcontract activity to other delivery partners. This is reflected in the fact that 83% of all ESF funded activity with residents of Cheshire and Warrington in 2020/21 was subcontracted.

Some Community Learning providers – particularly some local authorities – subcontract some or all of their ESFA budget; often with community organisations that are best positioned to reach particular communities or types of learner. Over 40% of all Community Learning enrolments by residents of Cheshire and Warrington in 2020/21 were with subcontracted providers.

Subcontracting of activity funded by the Adult Skills Budget is less prevalent than for ESF or Community Learning, but still common. Sometimes providers will subcontract activity to specialist providers to augment and improve the curriculum they are able to offer. Sometimes, providers that believe they will struggle to earn all of their Adult Skills allocation will seek to earn their full allocation by subcontracting some of it to third parties. 18% of Adult Skills funded enrolments by residents of Cheshire and Warrington in 2020/21 were with subcontracted providers.



Source: ESFA Localities datacube (residency)

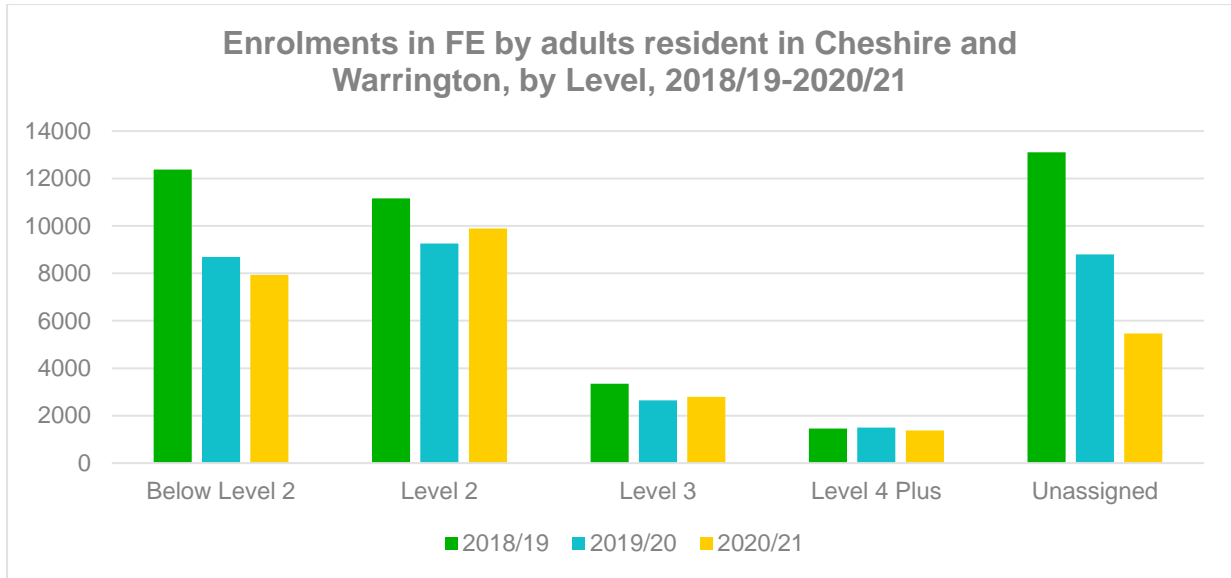
All subcontractors with more than 100 learning aim enrolments by Cheshire and Warrington residents in 2020/21 are set out in the table below, by funding source. Almost 40% of all ESF enrolments were with Training Strategies Ltd, with a further 12% being delivered by Remit Group Ltd. Learning Curve Group Limited, the Skills Network Limited, and Helen Howarth all delivered over 200 Adult Skills Budget enrolments. The majority of Community Learning subcontracted activity was with community and specialist providers.

Enrolments (>100) in FE by adults resident in Cheshire and Warrington by subcontractor and funding source, 2020/21					
	Adult Skills	Community Learning	ESF	Non-funded	Grand Total
Total	12666	4060	5915	4826	27467
Not subcontracted	10430	2424	1028	4785	18667
Training Strategies Ltd.	8		2290		2298
Remit Group Limited	18		709		727
Cheshire East Safeguarding Adults Board		623			623
Learning Curve Group Limited	446			1	447
The Skills Network Limited	378		2		380
Focusing First on People Limited			348		348
Helen Howarth	201	55			256
Richmond Training Academy Limited			219		219
Cheshire Learning Partnership CIC	39	141			180
Community and Voluntary Services Cheshire East		164			164
Amber Button Ltd		158			158
Orangebox Training Solutions UK Limited			156		156
Cheshire Halton + Warrington Race and Equality Centre	71	74			145
Momentum Recruitment Limited			144		144
Impact Ellesmere Port CIC		135			135
Pet-Xi Training Limited	6		128		134
Innovative Alliance Ltd	61		59	1	121
Vita Skills Limited	47	66		1	114
Total Sports Solutions Ltd	104				104
Train to Change (UK) Limited	102				102
Castleview Group Training Limited			101		101
Source: ESFA Localities datacube (residency)					

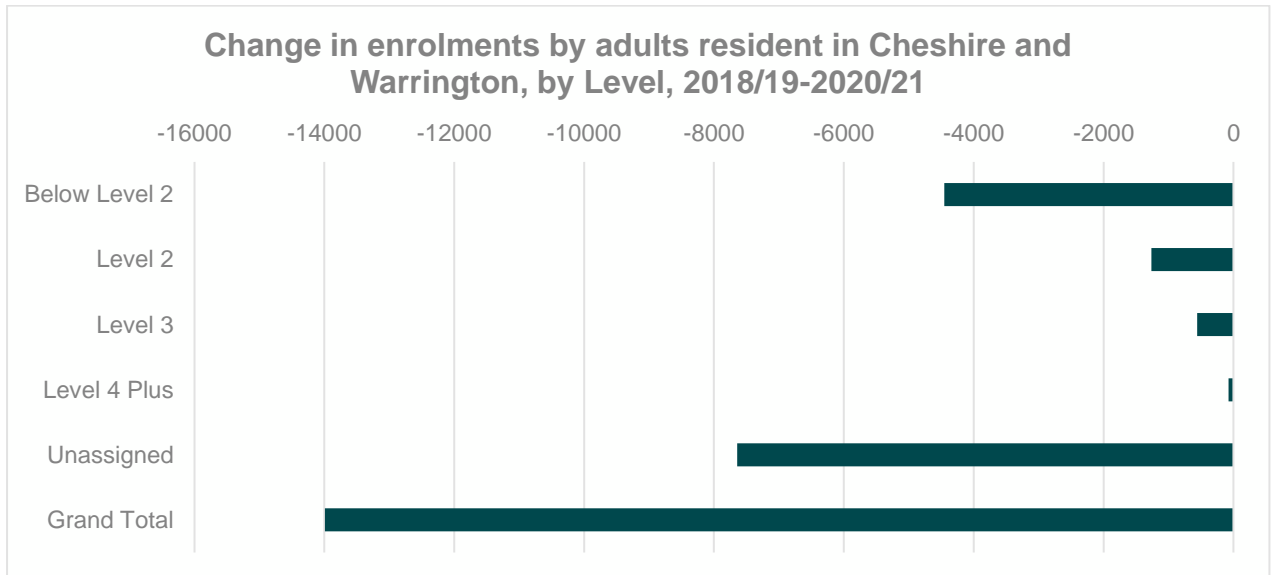
4.1.5 Level of learning in FE

The level of learning aims enrolled on by adult residents of Cheshire and Warrington between 2018/19 and 2020/21 is set out in the chart below. In 2020/21, almost 10,000 enrolments were at Level 2 with a further 8,000 being below Level 2. The decline in enrolments between 2018/19 and 2020/21 at Level 2, Level 3 and Level 4+ (-11%, -17%, -5% respectively) was less than the overall decline in enrolments of 34%.

Learning aims with no assigned Level are primarily a feature of Community Learning provision (although some are delivered through ESF). This accounts for the decline of 58% in this type of enrolment between 2018/19 and 2020/21.

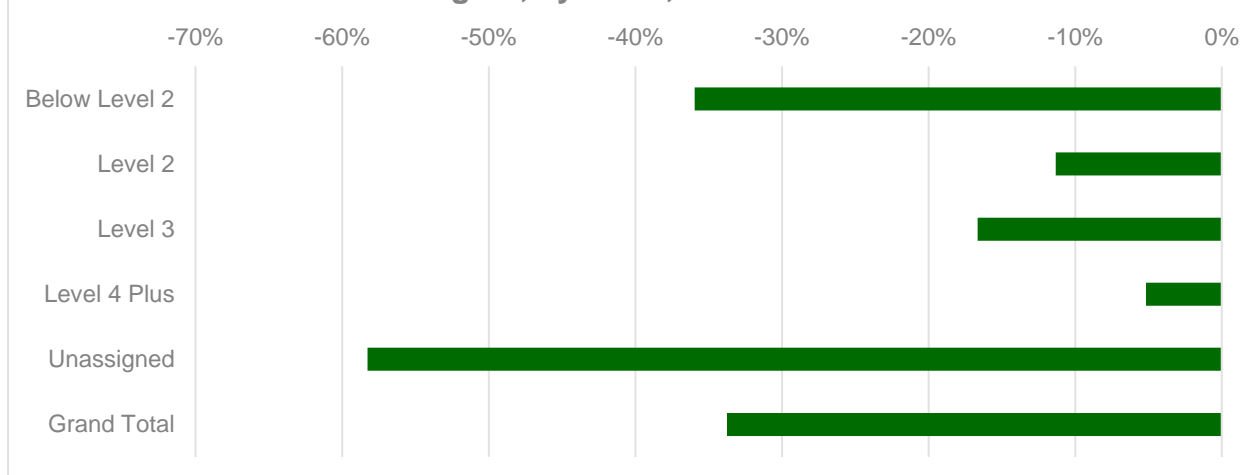


Source: ESFA Localities datacube (residency)



Source: ESFA Localities datacube (residency)

% Change in enrolments by adults resident in Cheshire and Warrington, by Level, 2018/19-2020/21



Source: ESFA Localities datacube (residency)

PeoplePlus Group (ESF) and Cheshire East Council (Community Learning) each accounted for over 1k (20%) of all enrolments on learning aims with no assigned level. PeoplePlus Group (ESF), Cheshire College South and West (Adult Skills), and Warrington & Vale Royal College (Adult Skills) were the three largest providers at level 2. Cheshire College South and West, Warrington & Vale Royal College, and Blackpool and the Fylde College (all Adult Skills) were the largest Level 3 providers.

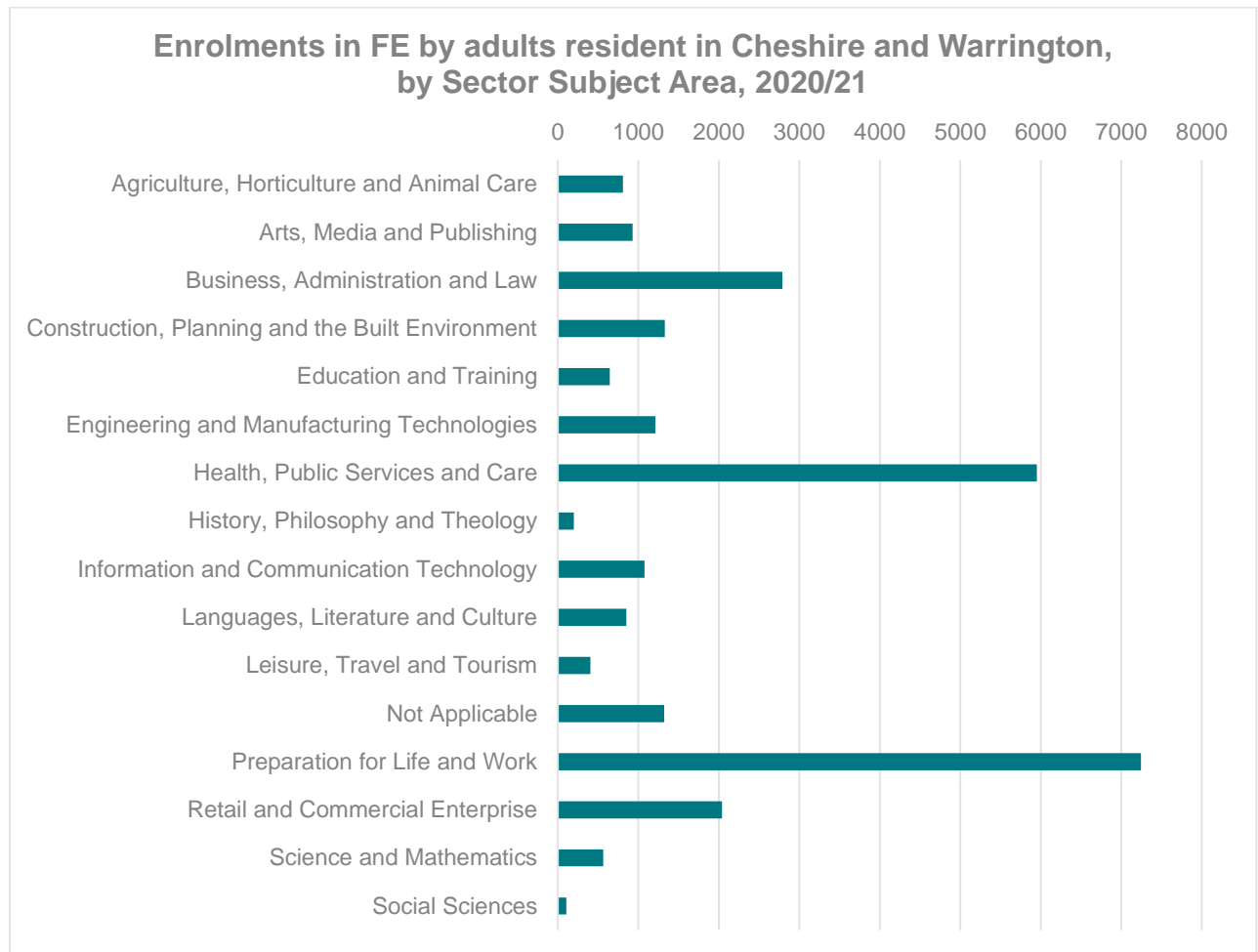
Enrolments in FE by adults resident in Cheshire and Warrington by provider and level 2020/21

	Below Level 2	Level 2	Level 3	Level 4+	Unassigned	Total
Grand Total	7930	9897	2795	1375	5470	27467
PeoplePlus Group Limited	2421	1789			1114	5324
Cheshire College South and West	1465	1555	517	280	23	3840
Warrington & Vale Royal College	573	1201	398	241	927	3340
Cheshire West and Chester Council	1258	413			856	2527
Cheshire East Council	230	193	3		1135	1561
Macclesfield College	233	318	169	69	24	813
Workers' Educational Association	85	30			693	808
Reaseheath College	63	177	78	139	23	480
The Trafford College Group	81	259	68	48	9	465
LTE Group	131	44	92	124		391
The Growth Company Limited	26	171	34	14	139	384
Riverside College	111	126	31	67	37	372
Blackpool and the Fylde College		7	339	16		362

Source: ESFA Localities datacube (residency)

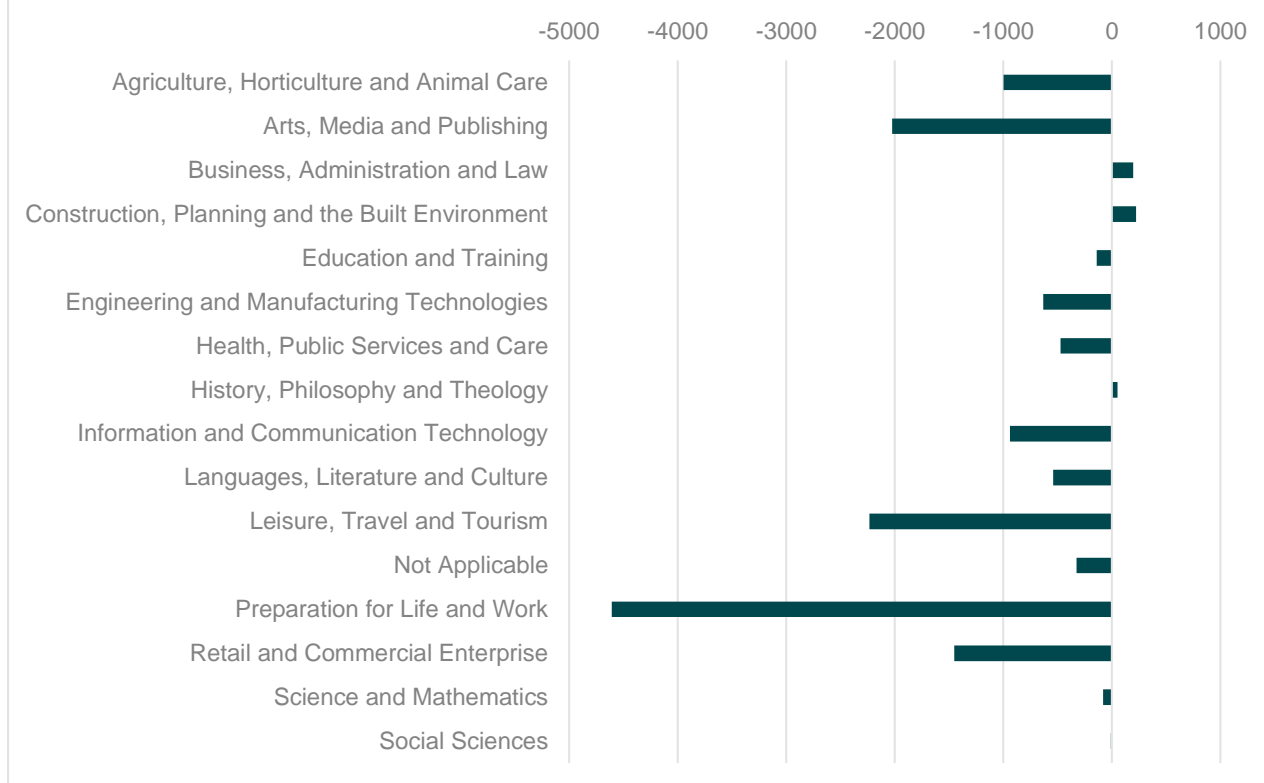
4.1.6 Sector Subject Areas in FE

The Sector Subject Areas (SSAs) of enrolments in FE by adults resident in Cheshire and Warrington in 2020/21 is set out in the chart below. Most enrolments were in 'Preparation for Life and Work' (7k), 'Health, Public Services, and Care' (6k); with 'Business, Administration and Law' and 'Retail and Commercial Enterprise' also seeing more than 2k enrolments.



Between 2018/19 and 2020/21, enrolments in the SSA 'Preparation for Life and Work' saw the largest volume reduction (4.5k). This 39% reduction was broadly in line with the overall reduction of 34% in this period. The largest percentage reductions were in 'Leisure, Travel and Tourism' at 85% (2.2k reduction in enrolments) and in 'Arts, Media and Publishing' at 69% (2k reduction in enrolments). Industries linked to these two sectors were particularly badly hit at the height of the pandemic and the reduction in learner demand reflects that.

Change in enrolments in FE by adults resident in Cheshire and Warrington, by Sector Subject Area, 2018/19-2020/21



Source: ESFA Localities datacube (residency)

4.1.7 Learner characteristics in FE

4.1.7.1 Gender

Overall, 57% of enrolments by Cheshire and Warrington residents in FE in 2020/21 were female, with females accounting for a higher proportion of enrolments at every level of learning other than at below level 2, where males accounted for 55%.

FE enrolments by adults resident in Cheshire and Warrington, by Gender and Level, 2020/21						
	Below Level 2	Level 2	Level 3	Level 4 Plus	Unassigned	Grand Total
Female	3564	6103	1602	877	3486	15632
Male	4366	3794	1193	498	1984	11835
Grand Total	7930	9897	2795	1375	5470	27467

Source: ESFA Localities datacube (residency)

Females also accounted for a greater proportion of enrolments than males in each funding stream (other than ESF). Almost two thirds of enrolments funded by the Adult Skills Budget (64%) were by females. By contrast, over two thirds of enrolments on ESF funded activity (68%) was by males.

FE enrolments by adults resident in Cheshire and Warrington, by Gender and funding model, 2020/21					
	Adult Skills	Community Learning	ESF	Non-funded	Grand Total
Female	8072	2925	1882	2753	15632
Male	4594	1135	4033	2073	11835
Grand Total	12666	4060	5915	4826	27467

Source: ESFA Localities datacube (residency)

4.1.7.2 LLDD

Learners that considered themselves to have a learning difficulty and/or disability and/or health problem accounted for 22% of all enrolments with between 20% and 23% of enrolments across all funding routes.

FE enrolments by adults resident in Cheshire and Warrington, by LLDD and funding model, 2020/21					
	Adult Skills	Community Learning	ESF	Non-funded	Total
Learner considers himself or herself to have a learning difficulty and/or disability and/or health problem	2916	859	1275	963	6013
Learner does not consider himself or herself to have a learning difficulty and/or disability and/or health problem	9519	3028	4489	3783	20819
No Information Provided By The Learner	231	173	151	80	635
Total	12666	4060	5915	4826	27467

Source: ESFA Localities datacube (residency)

Similarly, learners that considered themselves to have a learning difficulty and/or disability and/or health problem accounted between 19% and 24% for different levels of learning.

FE enrolments by adults resident in Cheshire and Warrington, by LLDD and Level, 2020/21						
	Below Level 2	Level 2	Level 3	Level 4+	Unassigned	Total
Learner considers himself /herself to have a learning difficulty and/or disability and/or health problem	1912	2107	542	294	1158	6013
Learner does not consider himself/herself to have a learning difficulty and/or disability and/or health problem	5832	7604	2211	1064	4108	20819
No Information Provided By The Learner	186	186	42	17	204	635
Total	7930	9897	2795	1375	5470	27467

Source: ESFA Localities datacube (residency)

4.1.7.3 BAME

Just less than 10% of learners identified themselves as being from a Black and Minority Ethnic (BAME) background. 2021 Census data by ethnicity is not currently available to benchmark this proportion against the wider population of Cheshire and Warrington. The proportion of BAME enrolments decreased as the level of learning increased with BAME accounting for 18% of enrolments below Level 2 but only 4% at Level 4+.

FE enrolments by adults resident in Cheshire and Warrington, by BAME status and Level, 2020/21

	Below Level 2	Level 2	Level 3	Level 4+	Unassigned	Total
This learner is classified as BAME	1399	725	151	52	359	2686
This learner is not classified as BAME	6531	9172	2644	1323	5111	24781
Total	7930	9897	2795	1375	5470	27467

Source: ESFA Localities datacube (residency)

The proportion of BAME enrolments also varied by funding route, with 14% of all enrolments through the Adult Skills Budget being BAME; but this being 7%, 7%, and 5% for Community Learning, ESF and non-funded respectively.

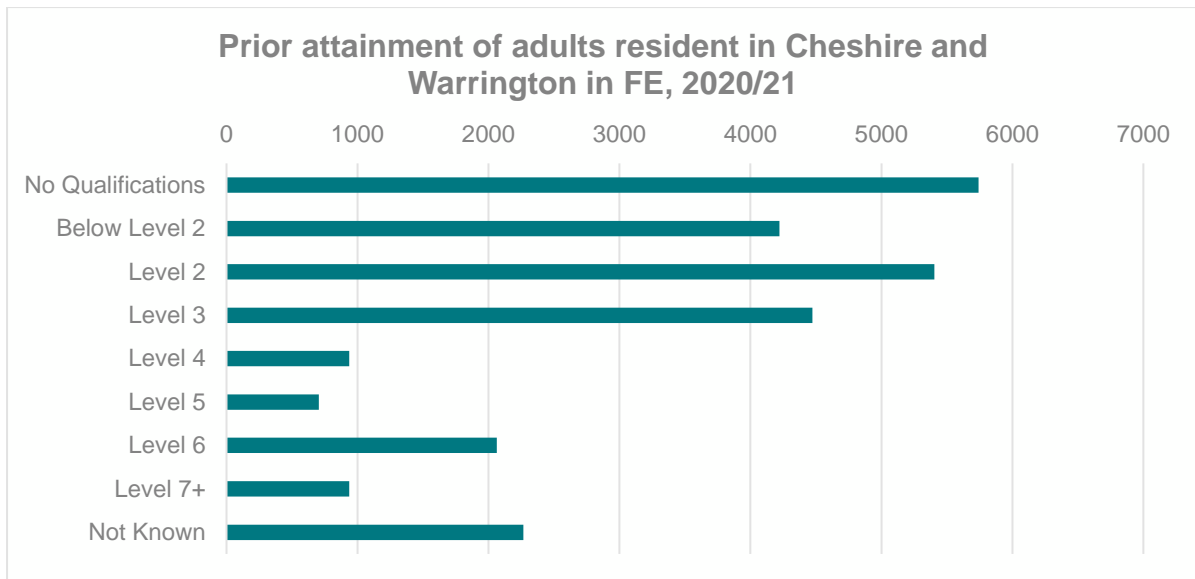
FE enrolments by adults resident in Cheshire and Warrington, by BAME status and funding model, 2020/21

	Adult Skills	Community Learning	ESF	Non-funded	Total
This learner is classified as BAME	1743	302	399	242	2686
This learner is not classified as BAME	10923	3758	5516	4584	24781
Grand Total	12666	4060	5915	4826	27467

Source: ESFA Localities datacube (residency)

4.1.7.4 Prior Attainment

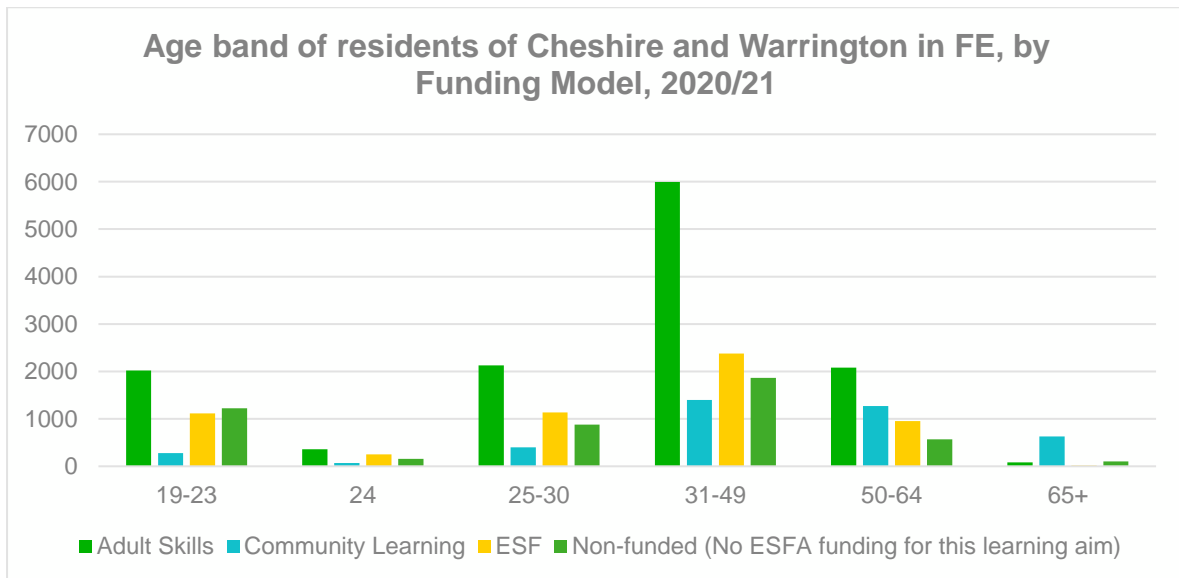
Over half of Cheshire and Warrington residents that enrolled on an FE learning aim in 2020/21 were qualified at Level 2 or below. This shows, as might be expected, that delivery is disproportionately focussed on the lower qualified (compared to the overall population of the area).



Source: ESFA Localities datacube (residency)

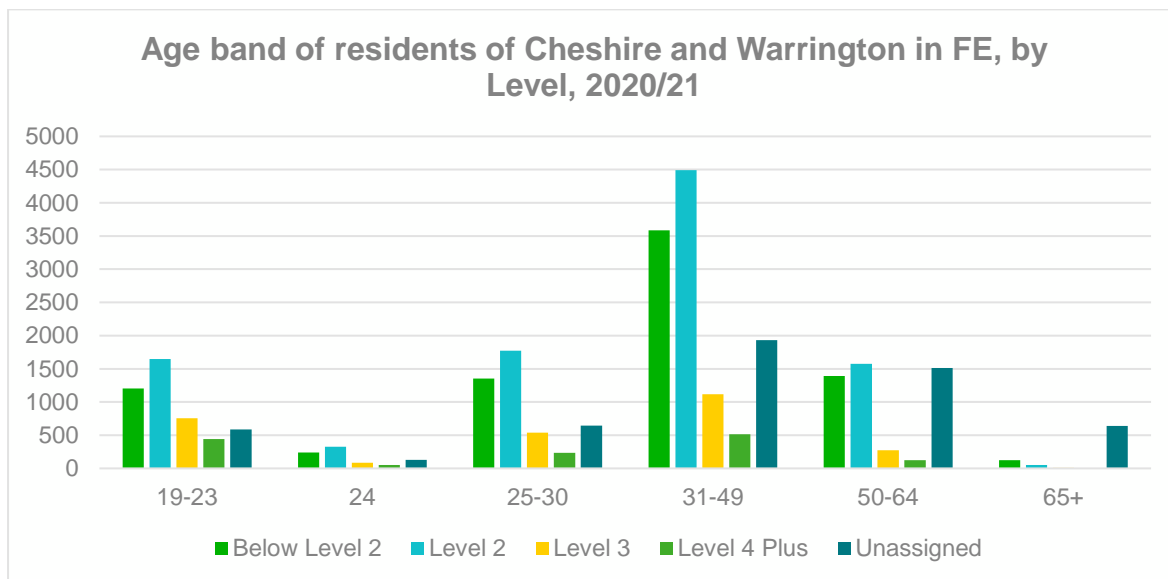
4.1.7.5 Age Profile

The age profile of enrolments varies according to funding route with Community Learning showing an older learner profile than for other types of Further Education.



Source: ESFA Localities datacube (residency)

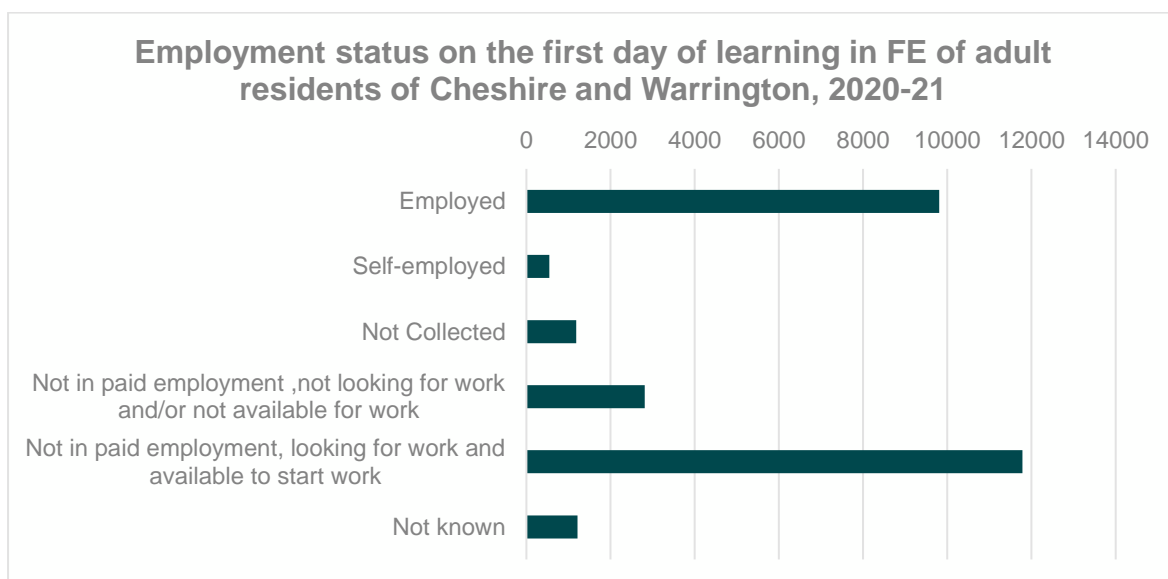
This is reflected in the age distribution of learners by level, with learners on learning aims not assigned a level (often a feature of Community Learning delivery) being older than the age profile of delivery at other levels.



Source: ESFA Localities datacube (residency)

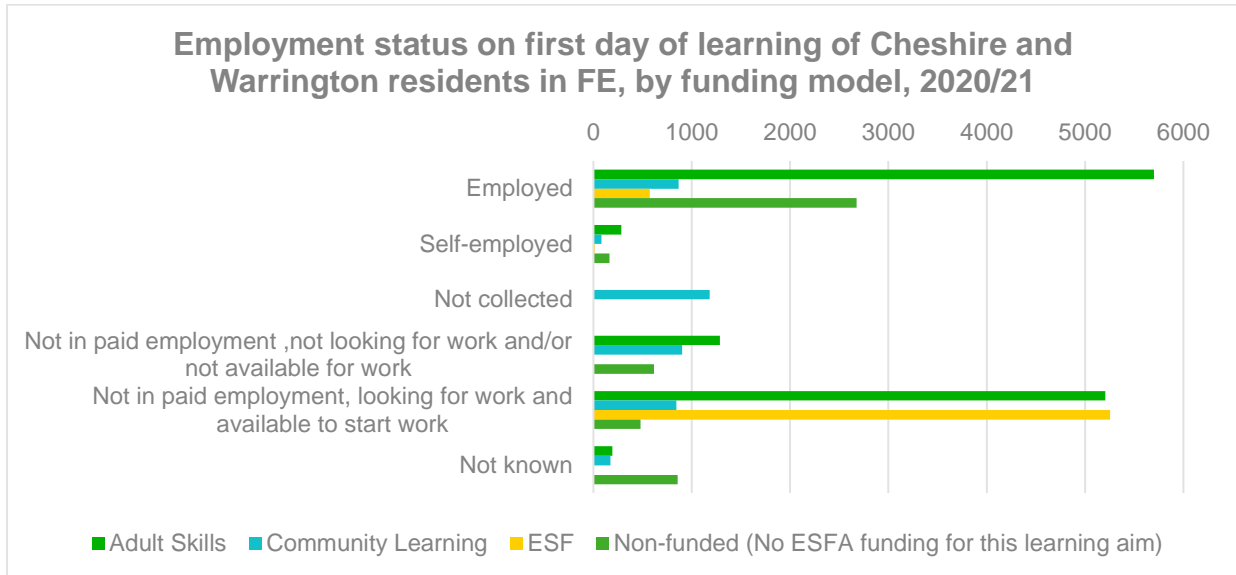
4.1.7.6 Employment status on the first day of learning

Overall, there were more enrolments in FE by adults resident in Cheshire and Warrington from those not in employment (14.5k) than those employed/self-employed (10.3k) in 2020/21.



Source: ESFA Localities datacube (residency)

These proportions varied significantly by funding route. The number of enrolments on Adult Skills Budget that were not in employment was slightly larger than the numbers employed/self-employed (6.5k and 6k respectively). However, the numbers receiving support from ESF were very skewed to those not in employment (5.3k vs 0.6k) and the numbers on non-ESFA funded provision were skewed to the employed/self-employed (2.8k vs 1.1k).



Source: ESFA Localities datacube (residency)

The proportion of learners that were employed on the first day of learning varied according to the level of learning undertaken. Generally speaking the higher the level of learning, the higher the proportion of learners that were employed on the first day of learning, with this going from 20% of learners on learning aims below Level 2 to 62% of learners on learning aims at Level 4+.

Employment status on first day of learning of Cheshire and Warrington residents in FE, by learning aim level, 2020/21



4.2 Apprenticeships overview

An apprenticeship is a paid job where the employee learns and gains valuable experiences. Alongside on-the-job training, apprentices spend at least 20% of their working hours completing classroom-based learning with a college, university or training provider which leads to a nationally recognised qualification. In England, it is a statutory requirement for an apprentice to spend 20% of their paid time 'off-the-job'. This involves essential training to help the apprentice gain the skills needed to complete their apprenticeship.

The training can take place in or out of the work environment. Some employers will offer in-house training, others may work with colleges, universities and training providers to deliver the training for them. The training must equate to 20% of the overall contracted hours for the duration of the apprenticeship. It can be delivered flexibly, for example, as part of each day, once a week, or as a block release.

There are four different levels of apprenticeship:

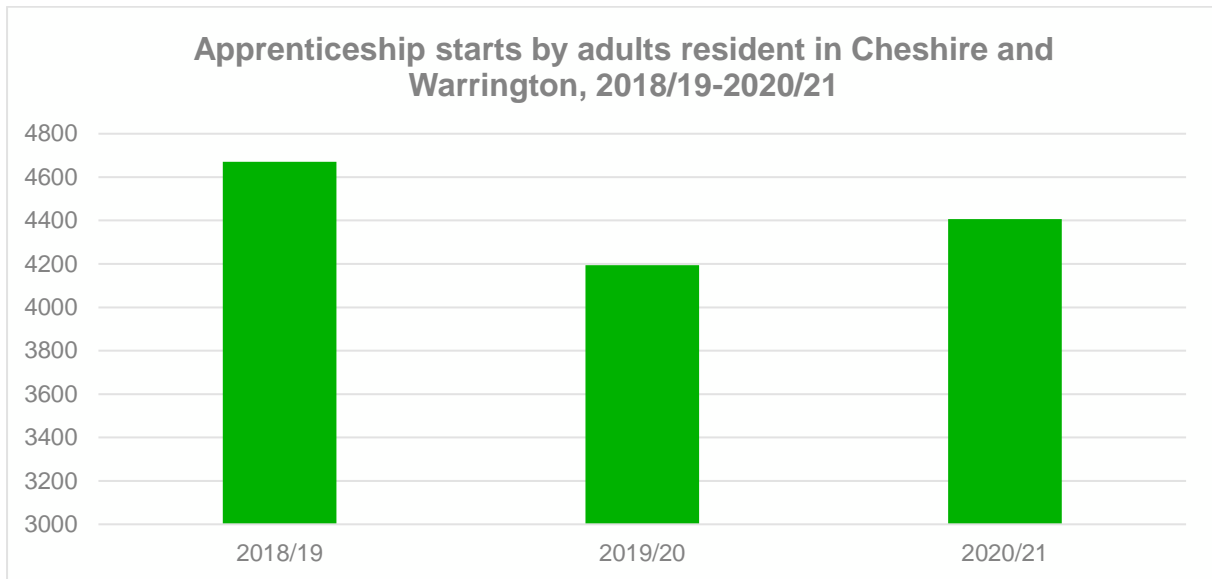
- Intermediate - equivalent to five good GCSE passes.
- Advanced - equivalent to two A-level passes.
- Higher - equivalent to the first stages of higher education, such as a foundation degree.
- Degree - comparable to a Bachelors or Masters degree.

In the remainder of this report, the categories of 'Higher' and 'Degree' apprenticeship have been combined and are reported as 'Level 4+'.

4.2.1 Apprenticeship Starts

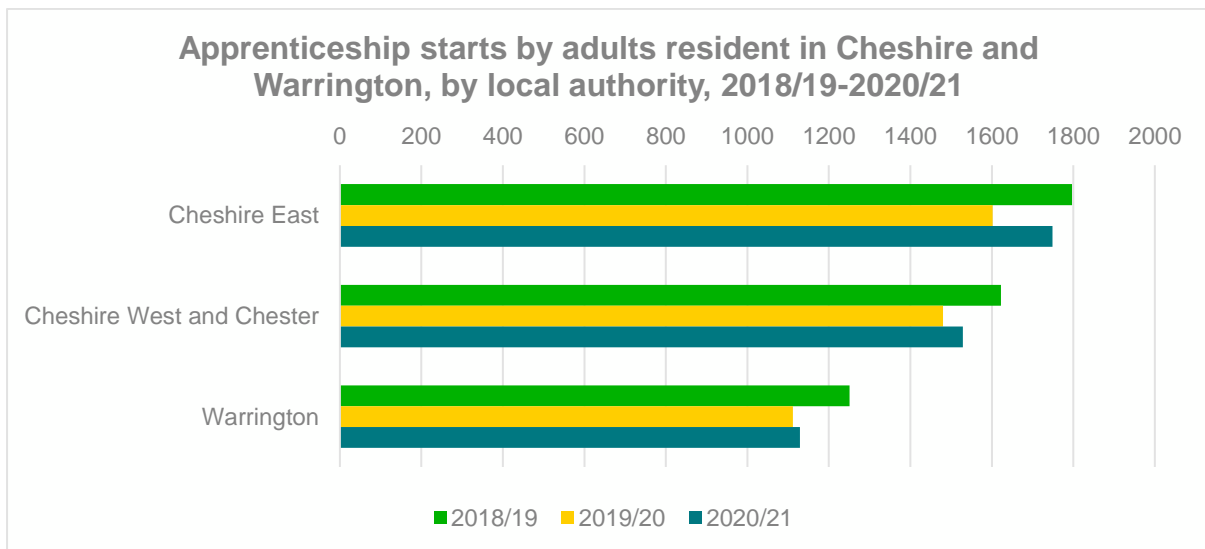
The chart below sets out the starts on apprenticeships by adults resident in Cheshire and Warrington from 2018/19 to 2020/21. The pandemic started in February 2020, halfway through that academic

year. In part because of this, apprenticeship starts declined by almost 500 (4,670 to 4,194) between 2018/19 and 2019/20 but recovered partially to 4,407 in 2020/21 - a decline of 6% on 2018/19.



Source: ESFA Localities datacube (residency)

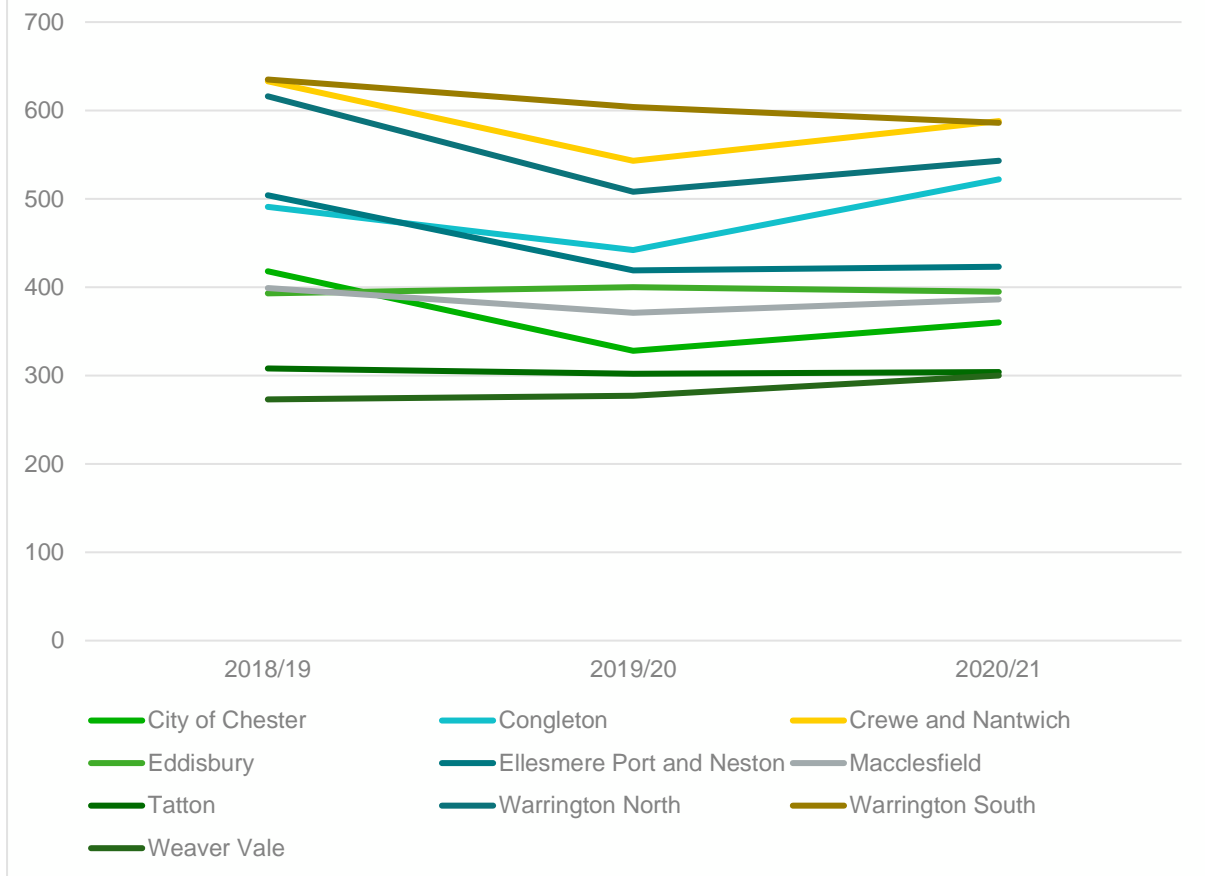
This pattern over three years was repeated in all three local authorities with 2020/21 starts being 3% lower than 2018/19 in Cheshire East, 6% in Cheshire West and Chester and 10% in Warrington.



Source: ESFA Localities datacube (residency)

This pattern was also largely repeated in Cheshire and Warrington parliamentary constituencies, although there were slight increases in starts seen in Weaver Vale, Congleton and Eddisbury in 2020/21 compared to 2018/19.

Apprenticeship starts by adult residents of Cheshire and Warrington, by parliamentary constituency, 2018/19 - 2020/21



Source: ESFA Localities datacube (residency)

4.2.2 Apprenticeship Providers

In 2020/21, the 4,407 starts on apprenticeships by adults resident in Cheshire and Warrington were delivered by 455 providers. The table below ranks all providers that delivered 50 or more starts by adults resident in Cheshire and Warrington in 2020/21, and the starts that they delivered in the three years 2018/19-2020/21. Total People and Lifetime Training were the two largest apprenticeship providers for both 2020/21 and for the three years 2018/19-2020/21, with both providers delivering more than 200 starts in 2020/21.

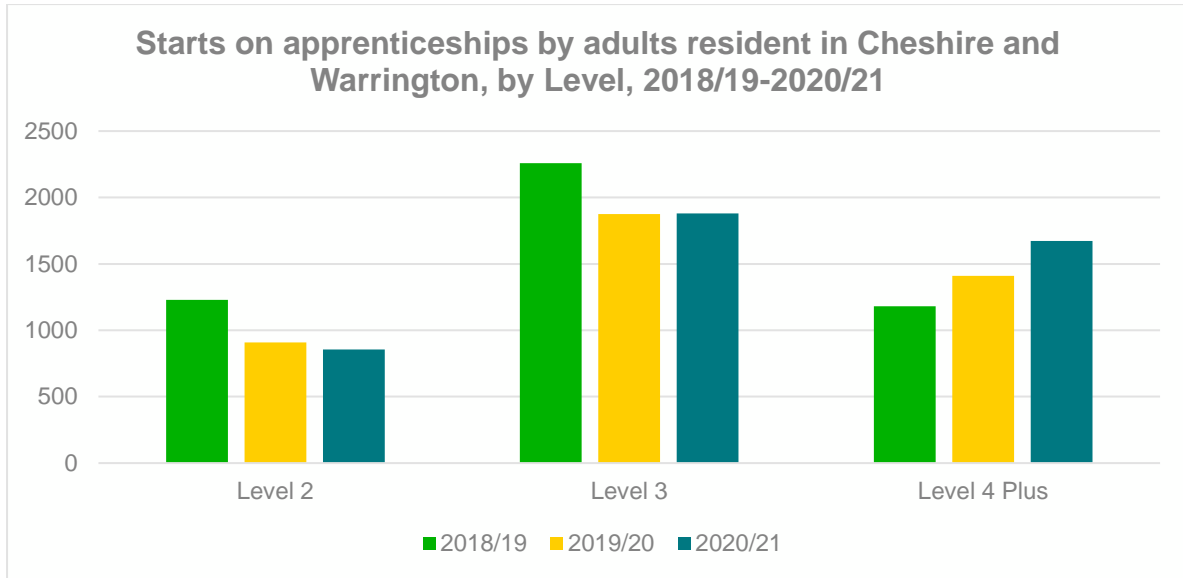
Starts with main providers of apprenticeships to residents of Cheshire and Warrington, 2018/19-2020/21

	2018/19	2019/20	2020/21	Total
Total	4670	4194	4407	13271
Total People Limited	342	266	219	827
Lifetime Training Group Limited	353	233	210	796
Learning Curve Group Limited	17	11	123	151
Macclesfield College	130	81	111	322
Babington Business College Limited	47	39	102	188
University of Chester	43	100	100	243
Manchester Metropolitan University	62	99	99	260
Cheshire College South and West	175	166	94	435
Corndel Limited	48	50	94	192
Warrington & Vale Royal College	143	125	87	355
Kaplan Financial Limited	85	85	79	249
Realise Learning and Employment Limited	64	46	69	179
Babcock Training Limited	137	60	67	264
Liverpool John Moores University	28	33	66	127
Marr Corporation Limited	55	48	66	169
BPP Professional Education Limited	33	65	63	161
Paragon Education & Skills Limited	46	23	62	131
Acorn Training Ltd	17	19	58	94
QA Limited	93	74	57	224
British Telecommunications Public Limited Company	31	40	50	121
Source: ESFA Localities datacube (residency)				

4.2.3 Apprenticeship Levels

The chart below sets out the data for apprenticeship starts by adults resident in Cheshire and Warrington, by Level, between 2018/19 and 2020/21. Between 2018/19 and 2020/21 starts at Level 2 decreased by 30% (1,230 to 855) and at Level 3 the decrease was 17% (2,259 to 1,880). By sharp contrast starts at Level 4+ increased by 42% in this period from 1,181 to 1,672.

In 2020/21 19% of starts were at Level 2, 43% were at Level 3, and 38% were at Level 4+.

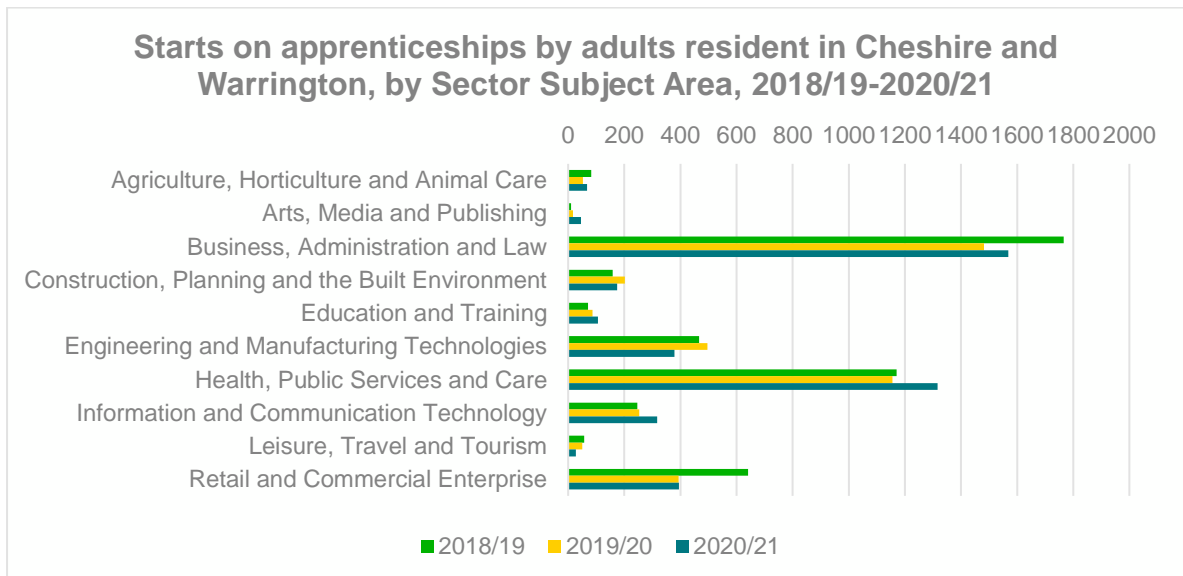


Source: ESFA Localities datacube (residency)

4.2.4 Apprenticeship Sector Subject Areas

The overall decrease observed for starts on apprenticeships for adults resident in Cheshire and Warrington was not uniformly repeated across Sector Subject Areas (SSAs). Starts in 2020/21 were higher than for 2018/19 in the following SSAs:-

- Arts, Media and Publishing
- Construction, Planning and the Built Environment
- Education and Training
- Health, Public Services and Care
- Information and Communications Technology

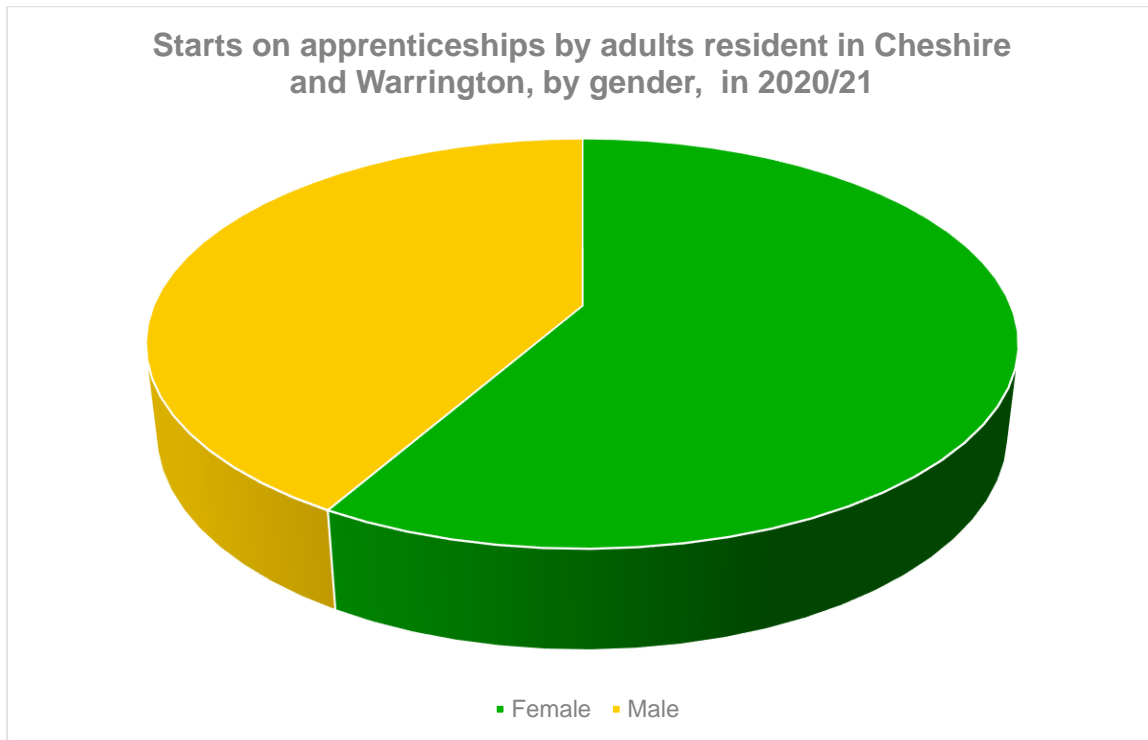


Source: ESFA Localities datacube (residency)

4.2.5 Characteristics of apprentices

4.2.5.1 Gender

There were more starts on apprenticeships by females aged 19+ resident in Cheshire and Warrington in 2020/21 than there were by males. Females accounted for 58% of starts.

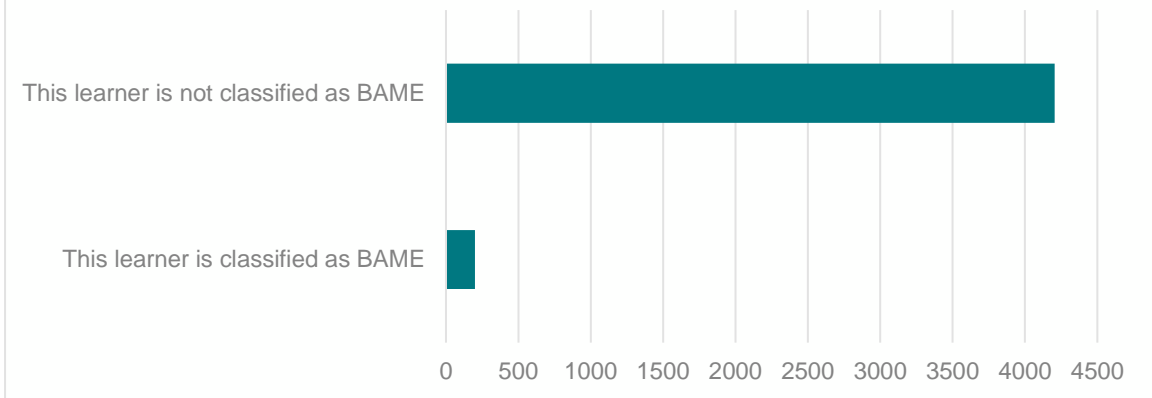


Source: ESFA Localities datacube (residency)

4.2.5.2 BAME

5% of starts on adult apprenticeships by Cheshire and Warrington residents were by learners classified as BAME. 2021 Census data by ethnicity is not currently available to benchmark this proportion against the wider population of Cheshire and Warrington. When compared with enrolments in by adult residents in FE at Levels 2, 3 and 4+, the proportions are similar.

Starts on apprenticeships by adults resident in Cheshire and Warrington, by BAME status, 2020/21

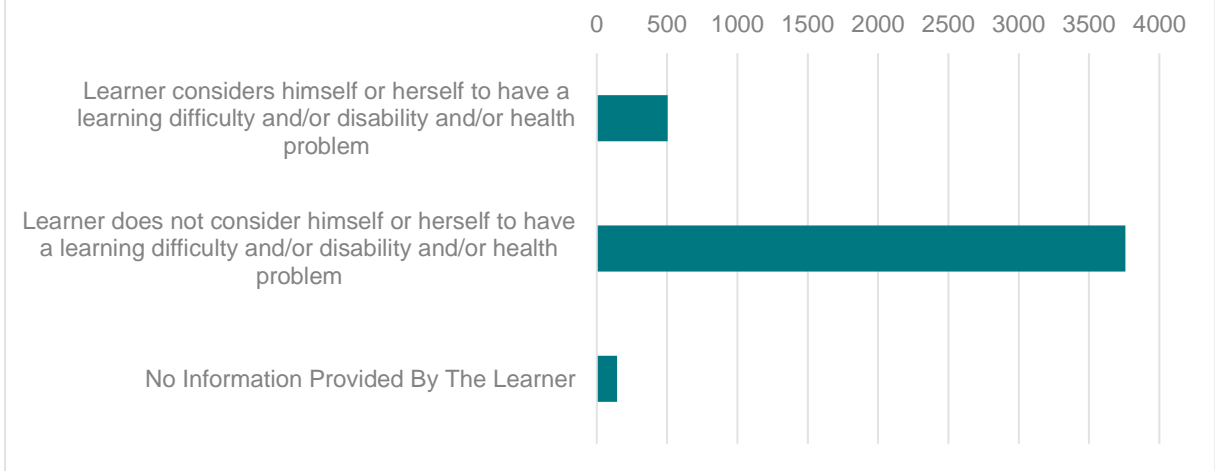


Source: ESFA Localities datacube (residency)

4.2.5.3 LLDD

The proportion of apprentices identifying as having a learning difficulty and/or disability and/or health problem was 11%, which is about half the proportion of adults that did so in Further Education.

Apprenticeship starts by adults resident in Cheshire and Warrington, by LLDD status, 2020/21

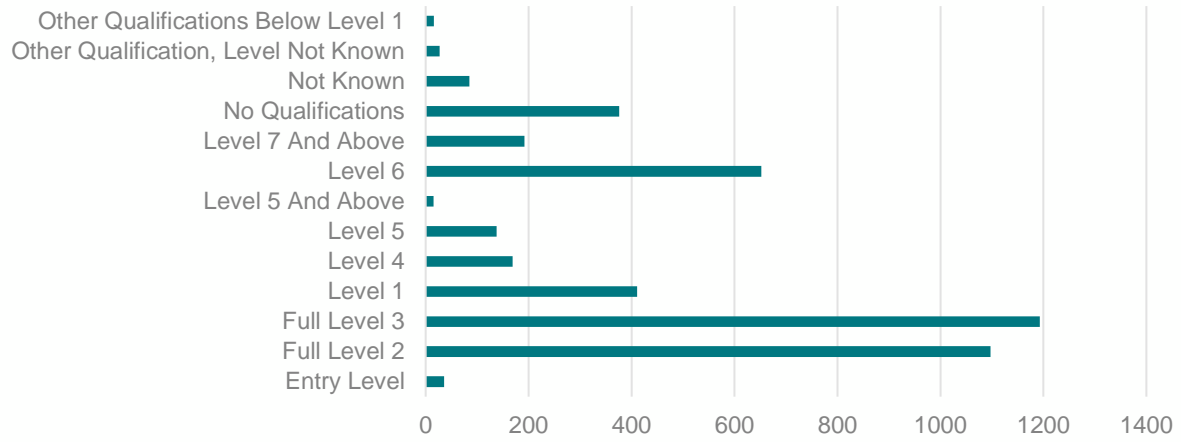


Source: ESFA Localities datacube (residency)

4.2.5.4 Prior attainment

The prior attainment of adults resident in Cheshire and Warrington that started an apprenticeship (all levels) in 2020/21 is set out below. It is notable that more than a quarter (26%) were already qualified at Level 4 or above, and over half were already qualified at Level 3+. This suggests that adult apprenticeships are an important vehicle for employer-led adult retraining.

Prior attainment of adult residents of Cheshire and Warrington that started an apprenticeship in 2020/21



Source: ESFA Localities datacube (residency)

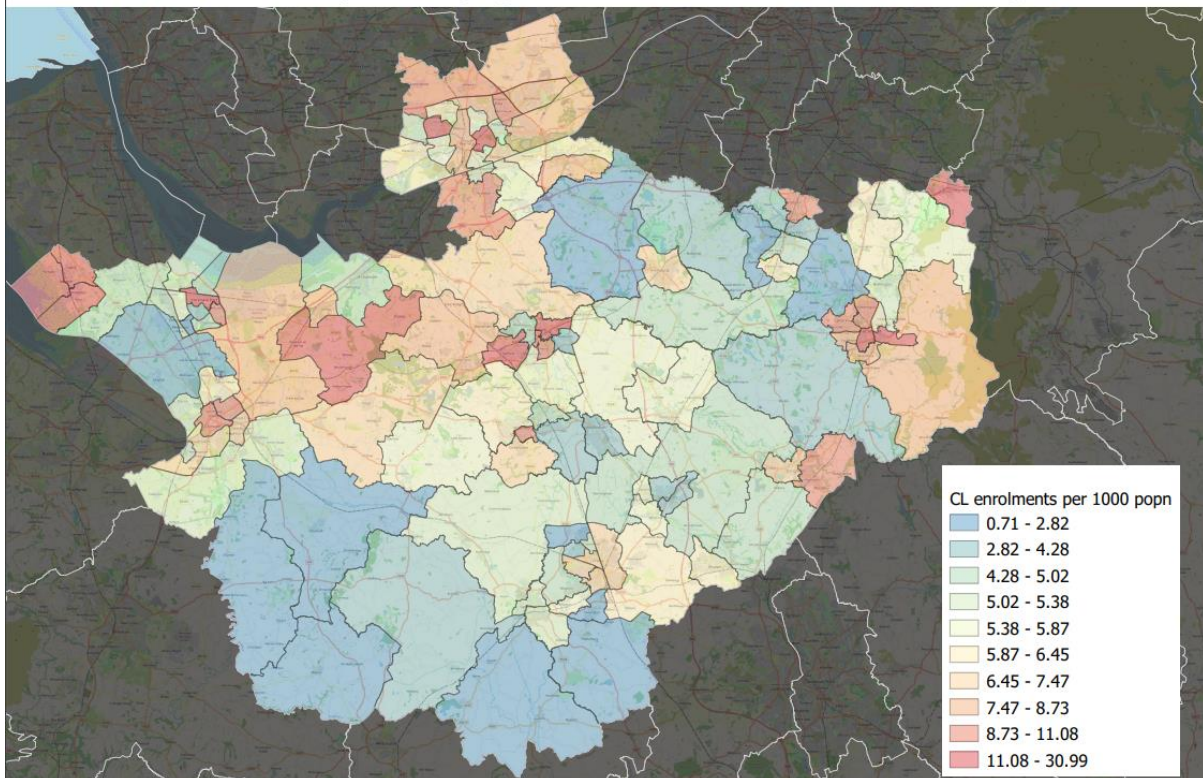
5. Community Learning

Community Learning includes a range of community based and outreach learning opportunities and covers a wide range of learning designed to help people gain a new skill, get back into learning, develop their interest in a subject and prepare for higher level study. Designed to be accessible to people of all backgrounds and abilities, this type of learning is often non-accredited which means that learners are not working towards a formal qualification. It is primarily delivered by further education colleges, local authority education services, and voluntary and community organisations, and is funded by the ESFA.

Enrolments on Community Learning by adults resident in Cheshire and Warrington in 2020/21, by ward, measured as per 1,000 of the 16-64 year old population are shown in the map below. The wards with the highest proportions starting Community Learning (ranked) were:

- Neston
- Little Neston
- Disley
- Parkgate
- Sandstone
- Macclesfield Central
- Chapelford & Old Hall
- Macclesfield East
- Hartford & Greenbank
- Central & Grange

Enrolments on Community Learning by adults resident in Cheshire and Warrington, 2020/21

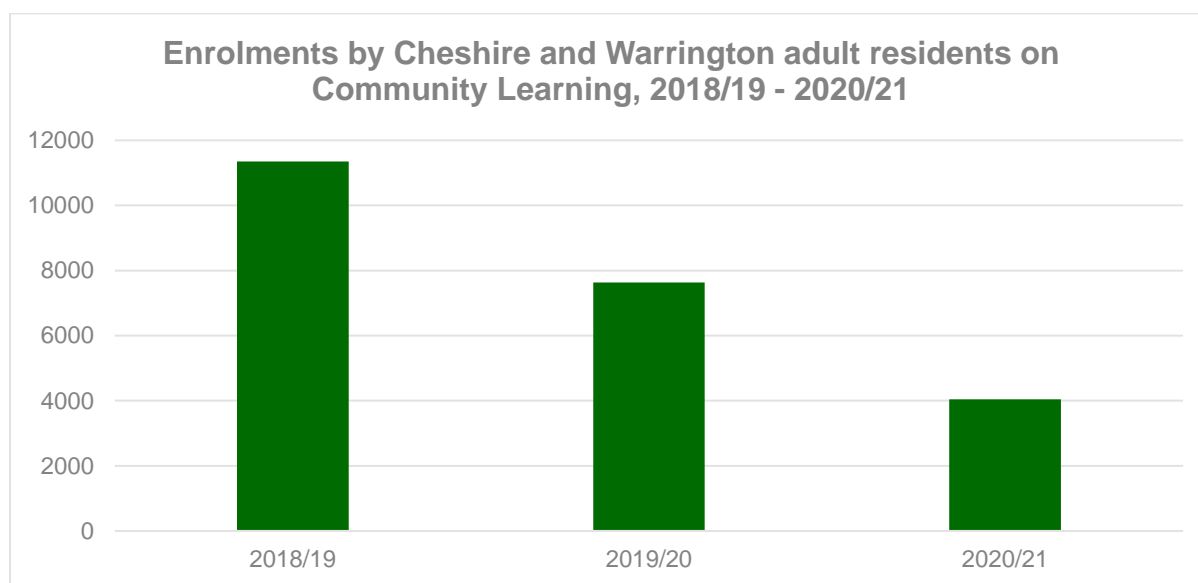


Map by Brennan Wilson Ltd in QGIS. Data from ESFA localities datacube, OS, ONS and OpenStreetMap

5.1 Enrolments on Community Learning

There were very significant reductions in the number of adults resident in Cheshire and Warrington that enrolled on Community Learning between 2018/19 and 2020/21. Learning aim enrolments decreased from 11,350 in 2018/19 to 4,048 in 2020/21 – a reduction of almost two thirds (64%). This compares with a reduction across all FE in Cheshire and Warrington of about a third in the same time period.

One explanation for this difference may be that much Community Learning will have been delivered in community settings or by community organisations as opposed to in settings or providers whose main business is the delivery of learning. Whilst this outreach is regarded as a strength of Community Learning, it may have been more challenging for this type of provision to respond to the constraints on delivery required in a public health crisis.



Source: ESFA Localities datacube (residency)

5.2 Community Learning providers

In 2020/21, 46 providers delivered 4,048 learning aim enrolments in Community Learning by adult residents of Cheshire and Warrington. The providers that delivered more than 50 learning aim enrolments in 2020/21 are set out in the table below. Between them, Cheshire East Council, Warrington & Vale Royal College, Cheshire West and Chester Council, and the Workers' Educational Association delivered 88% of all Community Learning learning aim enrolments in 2020/21.

Enrolments (>50) by Cheshire and Warrington residents on Community Learning with providers, 2020/21	
Total	4048
Cheshire East Council	1130
Warrington & Vale Royal College	923
Cheshire West and Chester Council	855
Workers' Educational Association	660
The City Literary Institute	97
Source: ESFA Localities datacube (residency)	

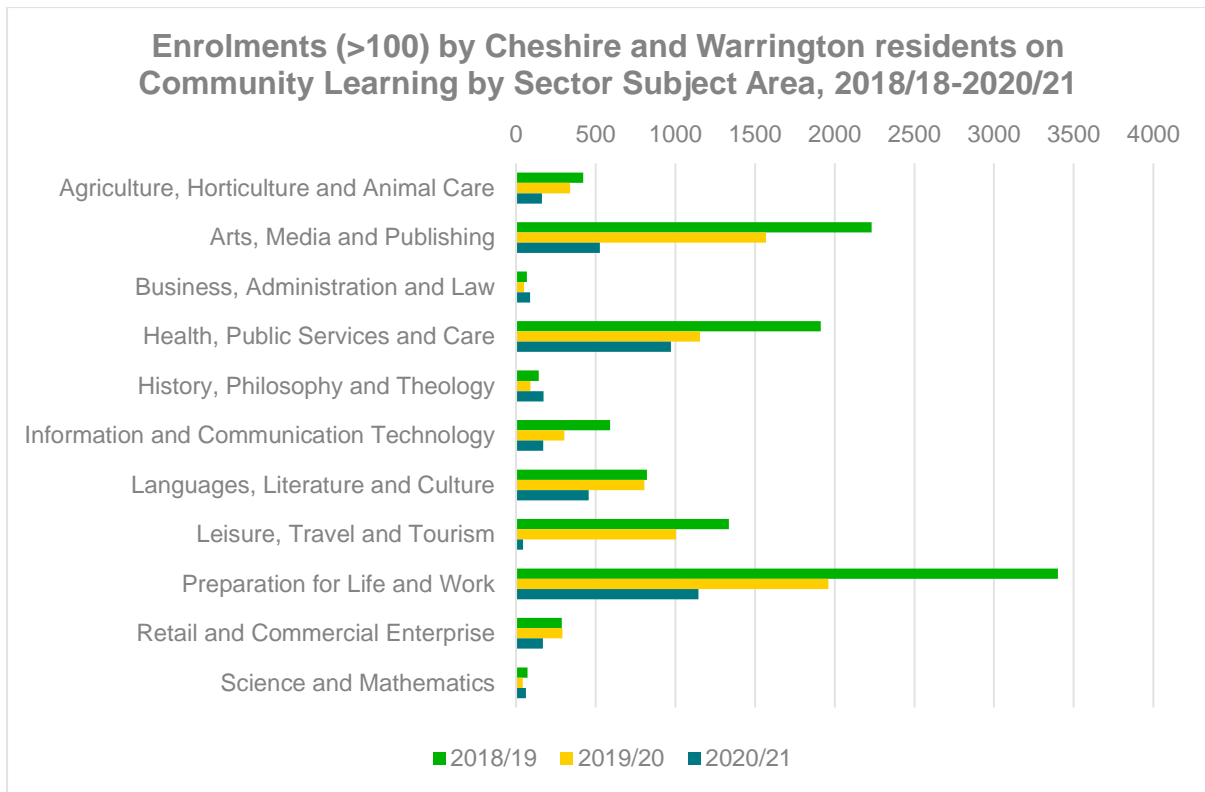
5.3 Subcontracting

Subcontracting is a well-established practice in Community Learning. This tends to reflect the fact that a lead provider (often a local authority) will judge that other organisations are better placed than it to deliver to particular segments of the community, either because of location or specialism, or both. 40% of learning aim enrolments on Community Learning in 2020/21 by adults resident in Cheshire and Warrington were with subcontracting organisations. Those providers with more than 50 enrolments are set out in the table below and the community and/or specialist nature of the providers listed is evident.

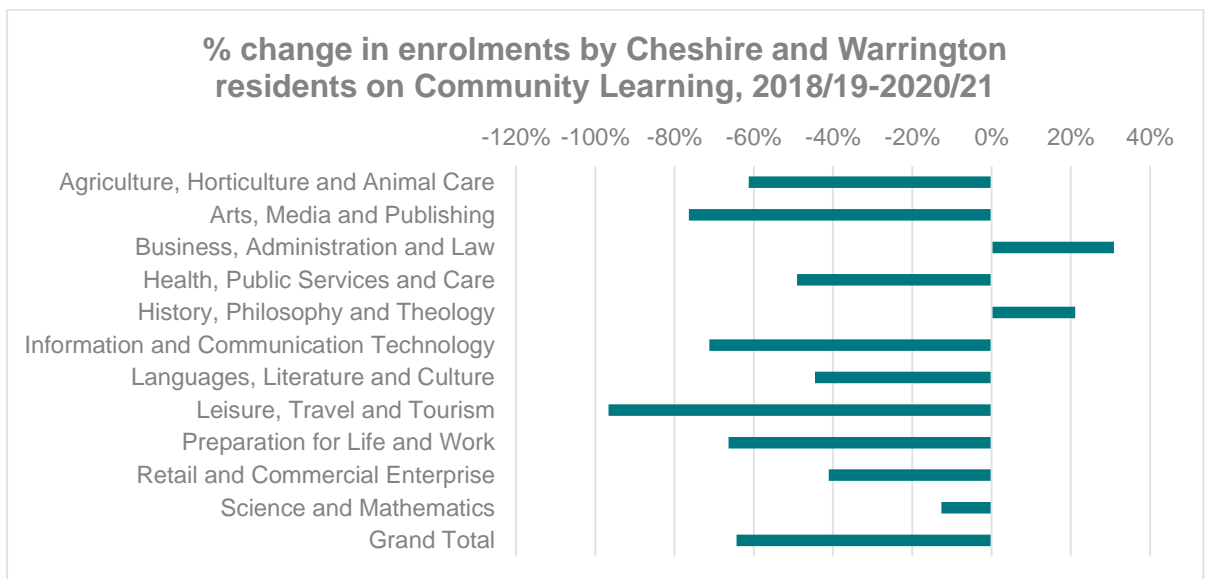
Enrolments (>50) by Cheshire and Warrington residents on Community Learning with subcontracted providers, 2020/21	
Grand Total	4048
Not subcontracted	2420
Cheshire East Safeguarding Adults Board	618
Community and Voluntary Services Cheshire East	164
Amber Button Ltd	158
Cheshire Learning Partnership CIC	141
Impact Ellesmere Port CIC	134
Cheshire Halton + Warrington Race and Equality Centre	74
Vita Skills Limited	66
Helen Howarth	55
Wolverham Community Cyber Centre Group	53
Workers' Educational Association	50
Source: ESFA Localities datacube (residency)	

5.4 Sector Subject Area of delivery

The Sector Subject Area (SSA) profile of delivery of Community Learning to adult residents of Cheshire and Warrington is set out in the chart below. The overall reduction in enrolments between 2018/19 and 2020/21 was 64% as reported above. There were four SSAs that experienced reductions higher than this were Arts, Media and Publishing (76%), Information and Communication Technology (71%), and Preparation for Life and Work (66%) all saw reductions of two thirds or more. Delivery in Leisure, Travel and Tourism was almost completely wiped out with a reduction of 97%.



Source: ESFA Localities datacube (residency)



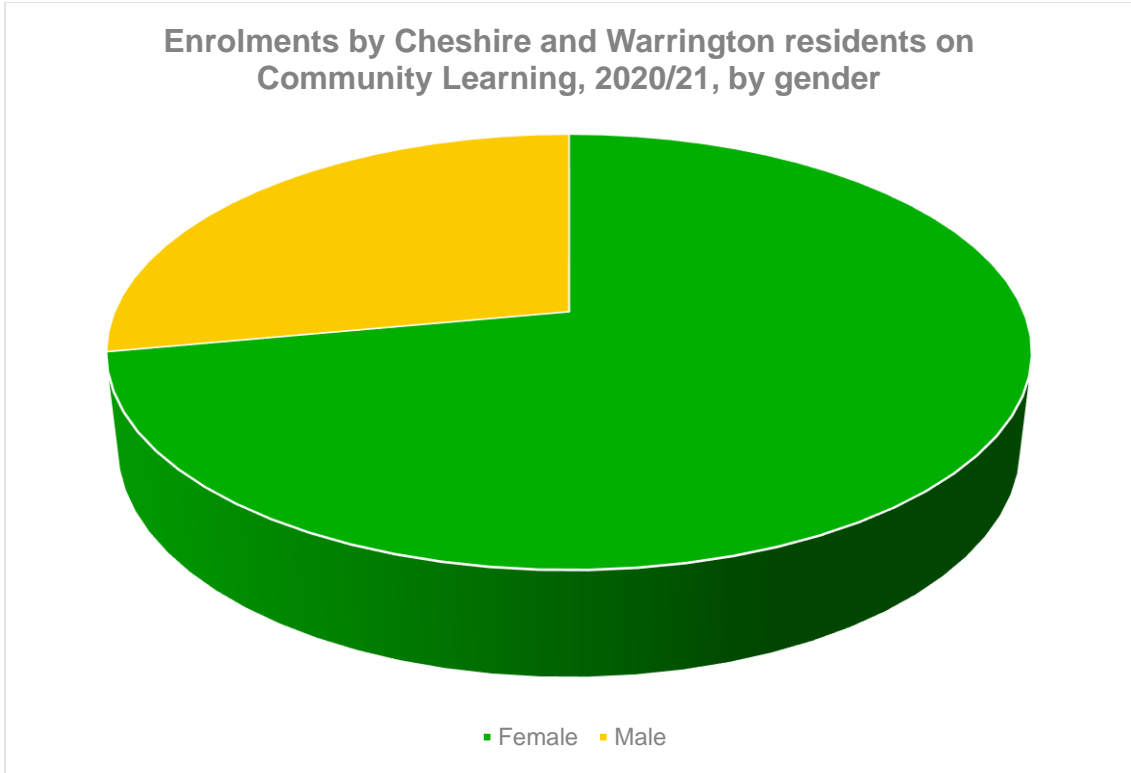
Source: ESFA Localities datacube (residency)

5.5 Learner characteristics

5.5.1 Gender

Almost three quarters (72%) of learning aim enrolments in Community Learning in 2020/21 by adults resident in Cheshire and Warrington were by females.

Enrolments by Cheshire and Warrington residents on Community Learning, 2020/21, by gender

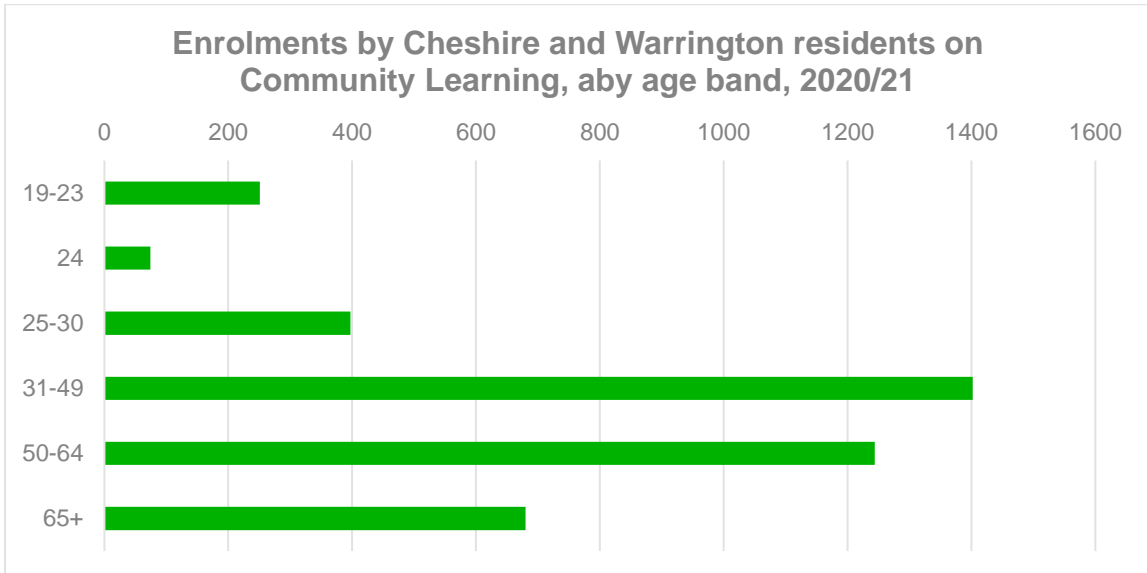


Source: ESFA Localities datacube (residency)

5.5.2 Age profile of learners

The data for the age of residents of Cheshire and Warrington enrolled on Community Learning in 2020/21 is presented below. Community Learning has an older age profile for its learners than all other Further Education. Almost half (48%) of Community Learning learners are aged 50 or over, and 17% are aged 65 or over.

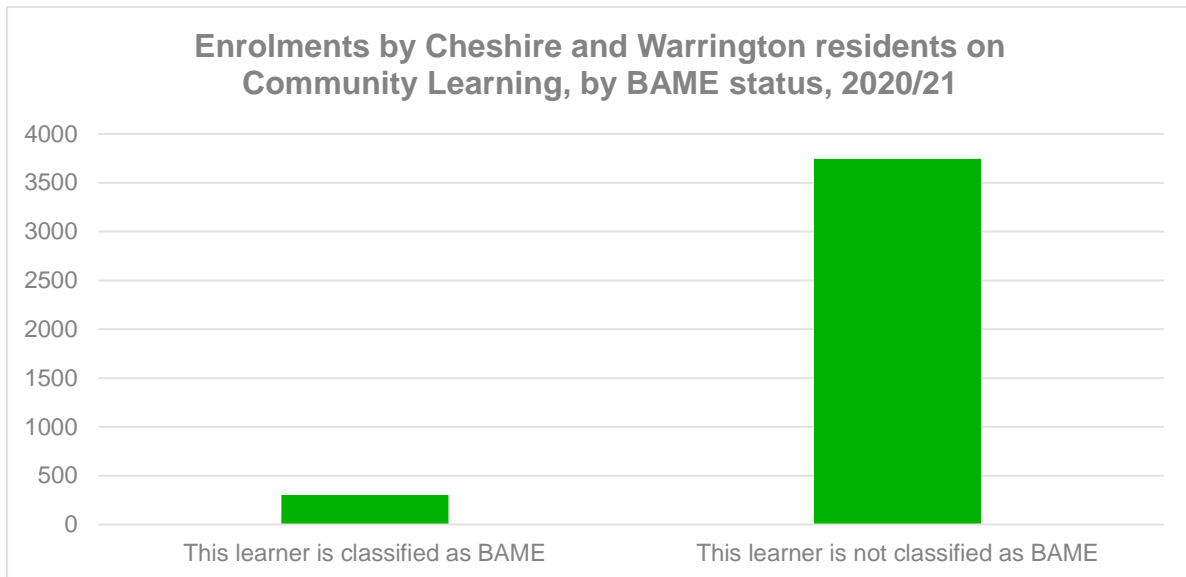
Enrolments by Cheshire and Warrington residents on Community Learning, by age band, 2020/21



Source: ESFA Localities datacube (residency)

5.5.3 BAME

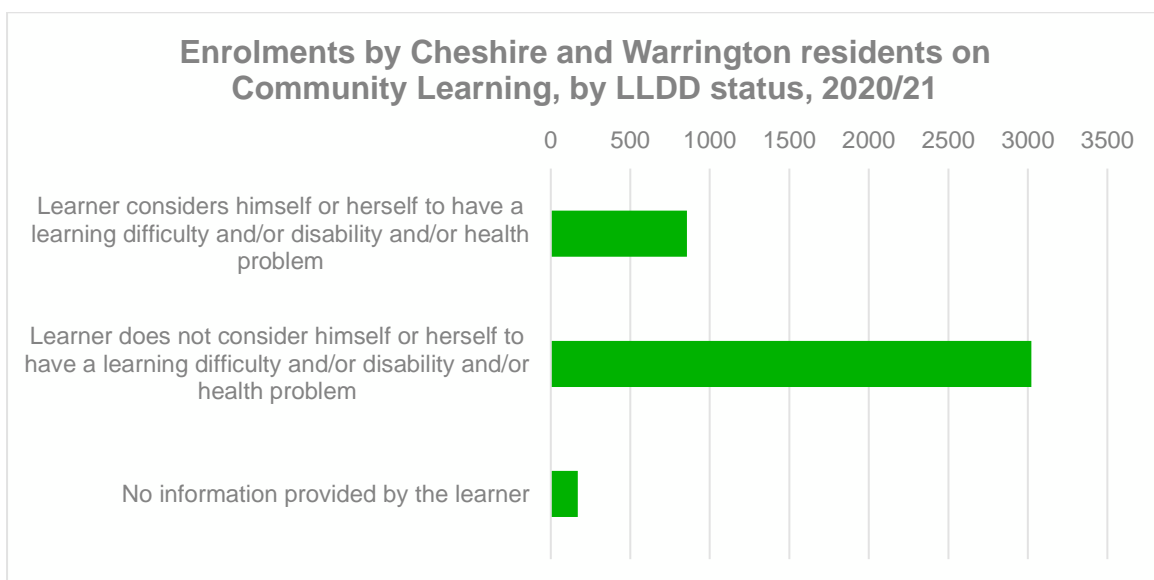
7% of learners identified themselves as being from a Black and Minority Ethnic (BAME) background, this is slightly lower than for all FE which is 10%. 2021 Census data by ethnicity is not currently available to benchmark this proportion against the wider population of Cheshire and Warrington.



Source: ESFA Localities datacube (residency)

5.5.4 LLDD

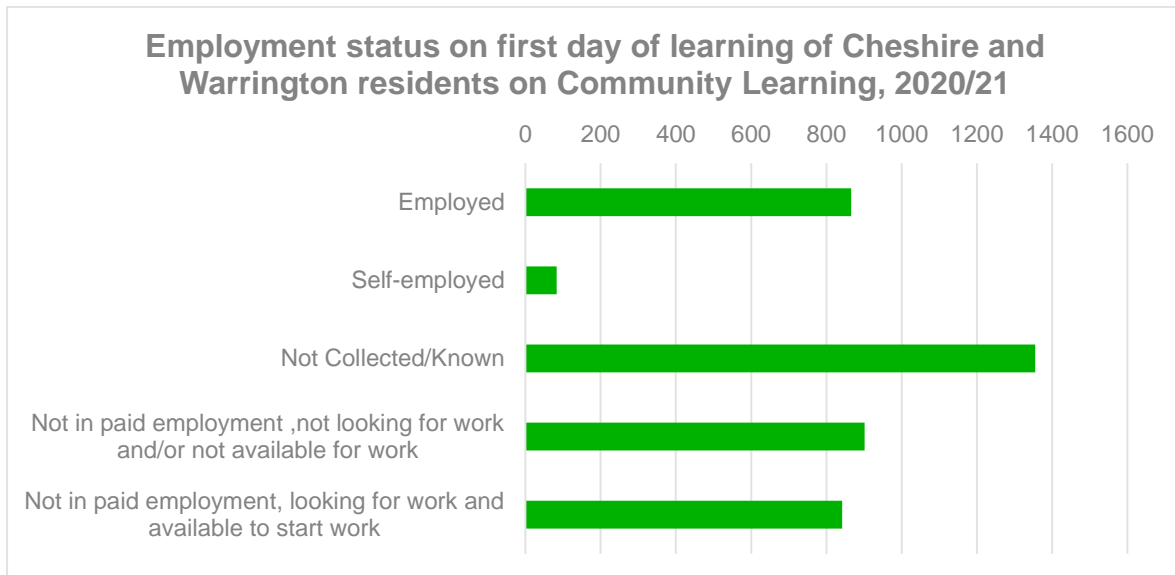
Learners that considered themselves to have a learning difficulty and/or disability and/or health problem accounted for 21% of all enrolments which is very similar to the 22% reported for all FE enrolments.



Source: ESFA Localities datacube (residency)

5.5.5 Employment status

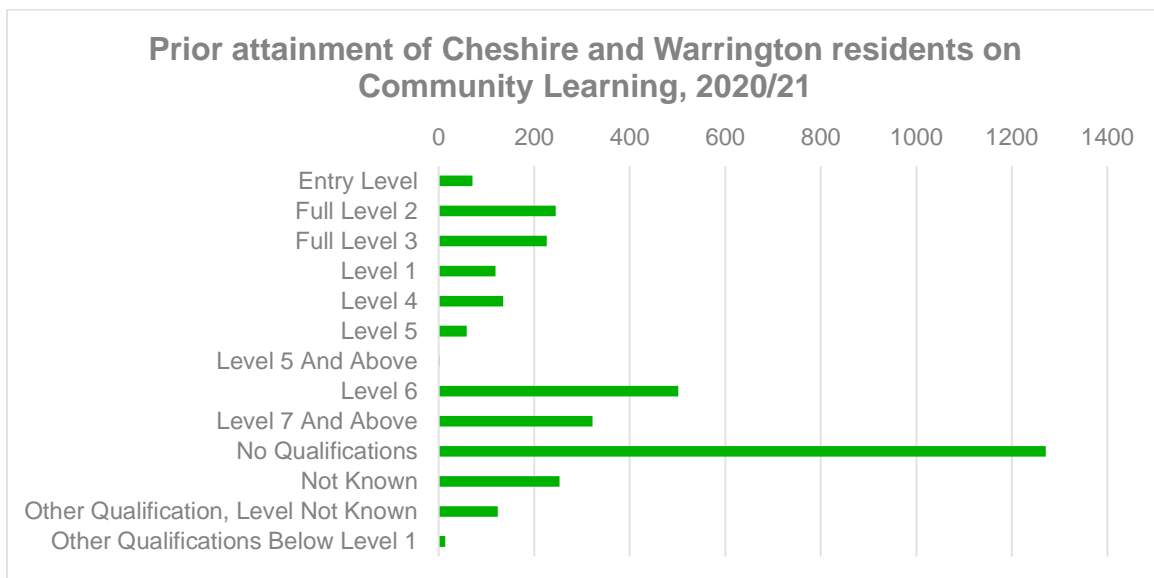
No data was collected on the employment status of learners on the first day of learning for over a third of all enrolments. For learners where data was collected, the volumes of those employed/self-employed, economically inactive, and unemployed seeking work were all at similar levels.



Source: ESFA Localities datacube (residency)

5.5.6 Prior attainment

The prior attainment profile of Community Learning learners is hourglass. Almost a third have no qualifications, over a quarter are qualified at Level 4 or above.



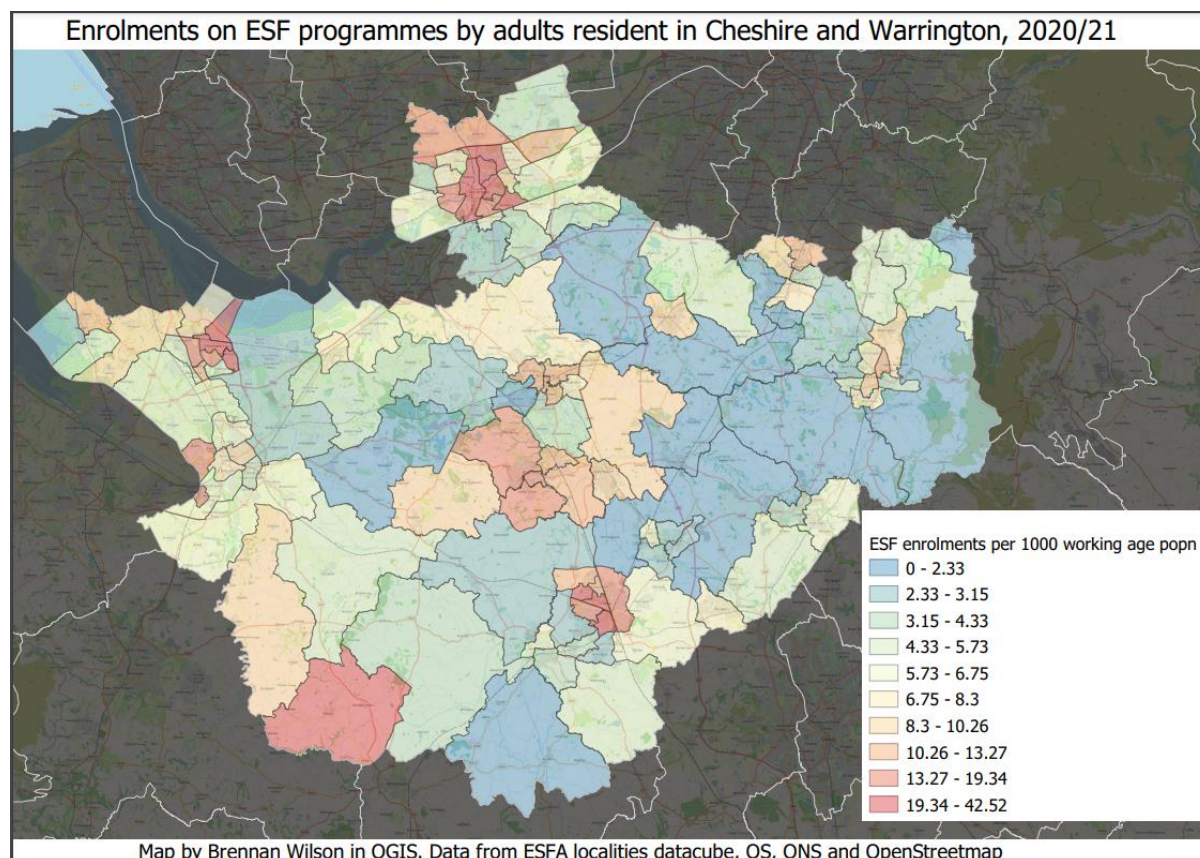
Source: ESFA Localities datacube (residency)

6. European Social Fund learning

The European Social Fund (ESF) is the European Union's (EU) main instrument for supporting jobs, helping people get better jobs and ensuring fairer job opportunities for all EU citizens. It works by investing in Europe's human capital – its workers, its young people and all those seeking a job. The data considered in this report extends only to that part of ESF investment administered by the ESFA, and therefore excludes a significant proportion of the funding administered by the Department for Work and Pensions (DWP), or where the project sponsor bring their own matched funding, in both of these instances, comparable data is not available.

Following Brexit, the UK will no longer access ESF. The Government is replacing previous ESF investment with investment from the Shared Prosperity Fund, the prospectus for which was launched in April 2022.

In practice a very large proportion of ESFA-administered ESF activity supporting adults in Cheshire and Warrington has been focussed on the unemployed and economically inactive (see section xx below). The map below shows the estimated ESF enrolments per 1000 of the working age population in 2020/21. Comparison of this map with the map of out of work UC claimants at section 3.4.3 above shows a very close alignment between areas of need and areas of ESF delivery. Eight of the ten wards with the highest estimated proportion of the working age population claiming UC whilst out of work also feature in the list of ten wards with the highest estimated proportion of ESF enrolments.

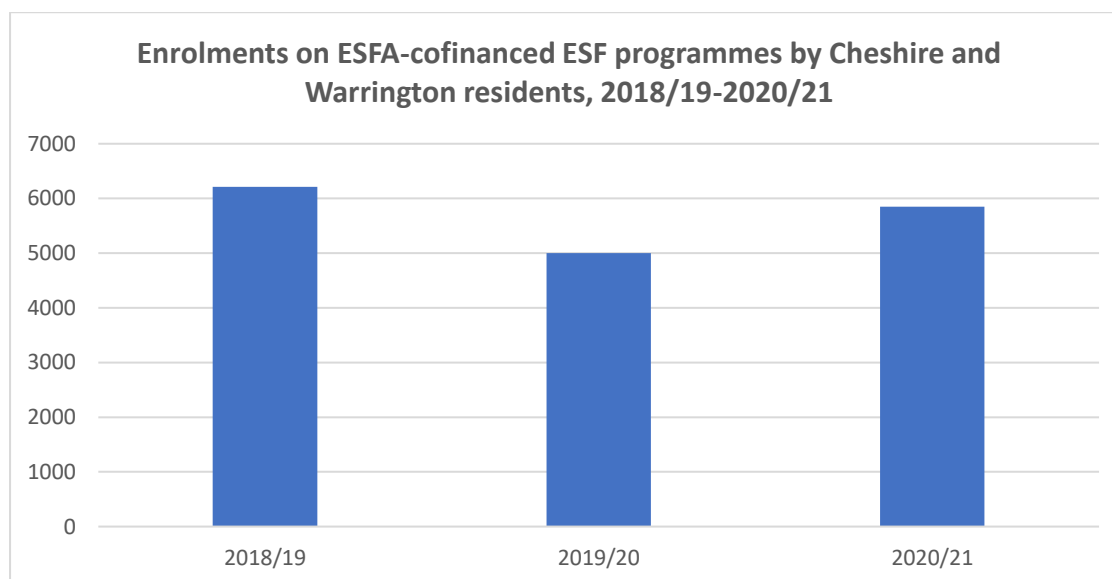


The wards with the highest proportions of the working age population enrolled on ESF activity in 2020/21 were:

- Central & Grange
- Crewe Central
- Crewe South
- Bewsey & Whitecross
- Fairfield & Howley
- Wolverham
- Orford
- Poplars & Hulme
- Crewe St Barnabas
- Westminster

6.1 Enrolments on ESFA co-financed ESF programmes

Like other FE funding routes, there was a decline in ESF enrolments between 2018/19 and 2020/21. However, the 6% decline in ESF enrolments was significantly lower than the overall decline of 34% experienced across FE. It is not clear why this was the case. It is notable though that unlike other funding streams, ESF had no direct financial mitigation of the pandemic. In other words, payment to providers continued to be directly driven by activity and outcomes. This was not the case for the Adult Skills or Community Learning budgets.



Source: ESFA Localities datacube (residency)

6.2 Providers and sub-contractors

There is a tension between the policy objectives of ESF (which suggests a pool of providers is required to deliver the objectives of the programme) and the management capacity of the ESFA (which constrains the number of providers it can directly manage). The ESFA has sought to resolve this tension by awarding contracts to 'prime' contractors. This involves awarding a limited number of

contracts to prime contractors who are then expect to subcontract activity to a wider pool of providers. In other words, subcontracting in ESF is the norm.

In Cheshire and Warrington in 2020/21, there were 10 providers responsible for delivering ESF funded enrolments to residents, only 4 delivered more than 100 enrolments and 88% of all ESF enrolments were on contracts held by PeoplePlus Group Ltd.

Enrolments of Cheshire and Warrington residents with ESF prime contractors (>100), 2020/21	
Total	5848
PeoplePlus Group Limited	5159
The Growth Company Limited	357
Serco Limited	168
Dimensions Training Solutions Limited	132
Source: ESFA Localities datacube (residency)	

83% of all ESF enrolments by Cheshire and Warrington residents in 2020/21 were through subcontractors. In total, there were 58 subcontractors responsible for enrolling residents in this year onto ESF activity, with 8 providers enrolling to more than 100 learning aims. A single subcontractor, Training Strategies Ltd, was responsible for 39% of all ESF enrolments by residents in this year.

Enrolments (>100) of Cheshire and Warrington residents with ESF subcontractors, 2020/21	
Total	5848
Training Strategies Ltd.	2263
Not subcontracted	1002
Remit Group Limited	709
Focusing First on People Limited	348
Richmond Training Academy Limited	211
Orangebox Training Solutions UK Limited	153
Momentum Recruitment Limited	144
Pet-Xi Training Limited	128
Castleview Group Training Limited	101
Source: ESFA Localities datacube (residency)	

6.3 Learning aim delivery

The recruitment of individuals onto multiple (small) learning aims is also a particular feature of ESF-funded activity. Whilst this practice is known to occur with some Adult Skills and Community Learning funded activity (for example an individual requiring ESOL support might enrol on 2 Adult Skills budget learning aims concurrently to support, speaking & listening in English, and reading English); it is much more frequent in ESF where the enrolment of (unemployed) individuals onto multiple learning aims has often been the norm. This practice is to enable providers to assemble packages comprising units of learning that can be bespoke to the needs of the individual and the recruiting employer.

It is clear from the table below that whilst there were almost 6,000 learning aim enrolments, only 1,182 individuals benefited from support (counted using the ESF learner start and assessment aim,

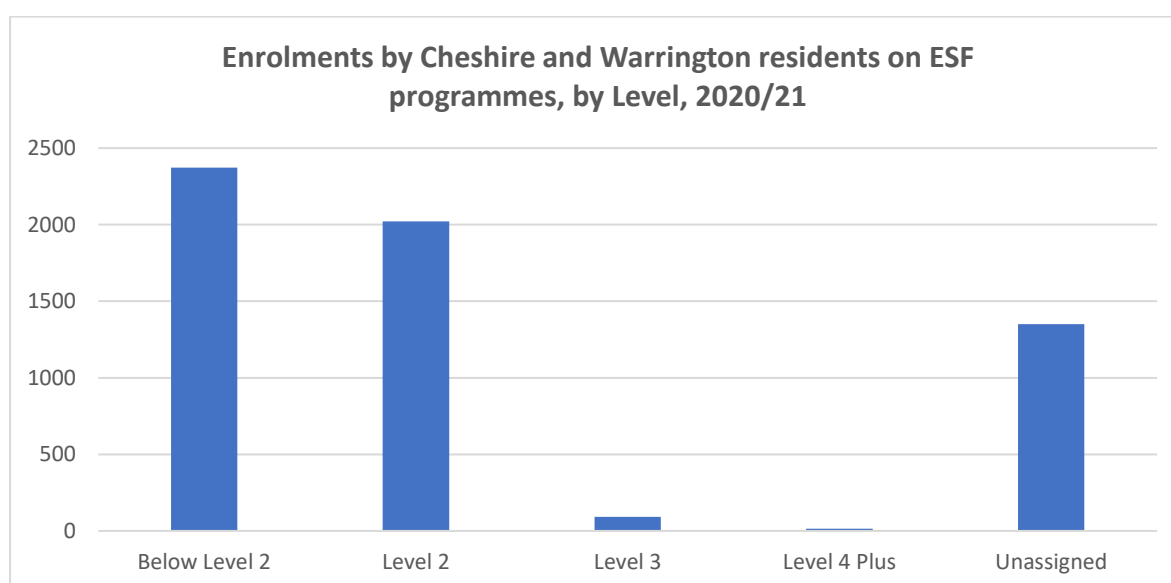
which was recorded as a 'learning aim' to support provider payment when a new learner starts). This suggests that each ESF learner enrolled, on average, on four learning aims (ie (5,848-1,182)/1,182).

One of the specialisms of the largest provider of ESF, Training Strategies Ltd (see 6.2 above), is 'Door Supervision'. It is easy to appreciate how a learner looking to enter this industry might benefit from learning aims focussed on both 'dealing with disorderly and aggressive behaviour', and 'protecting from the risk of violence at work'. Both of these learning aims feature in the table below which lists the learning aims with the highest volume of enrolments in 2020/21.

Enrolments (>100) by Cheshire and Warrington residents on ESF learning aims, 2020/21	
Total	5848
ESF learner start and assessment	1182
Certificate in Customer Service (RQF)	301
Certificate in Personal Development for Employability (RQF)	284
Communicate in a business environment	264
Non regulated Adult skills formula funded provision, Entry Level, Preparation for Work, 45 to 68 hrs, PW A	249
Communicate effectively with customers	231
Deal with disorderly and aggressive behaviour	231
Giving Customers a Positive Impression	231
Protecting from the risk of violence at work	231
Principles of Building Construction, Information and Communication	131
Certificate in Employability Skills	129
Award in Environmental Sustainability	126
Award in Stroke Awareness	106
Source: ESFA Localities datacube (residency)	

6.4 Enrolments by Level of learning

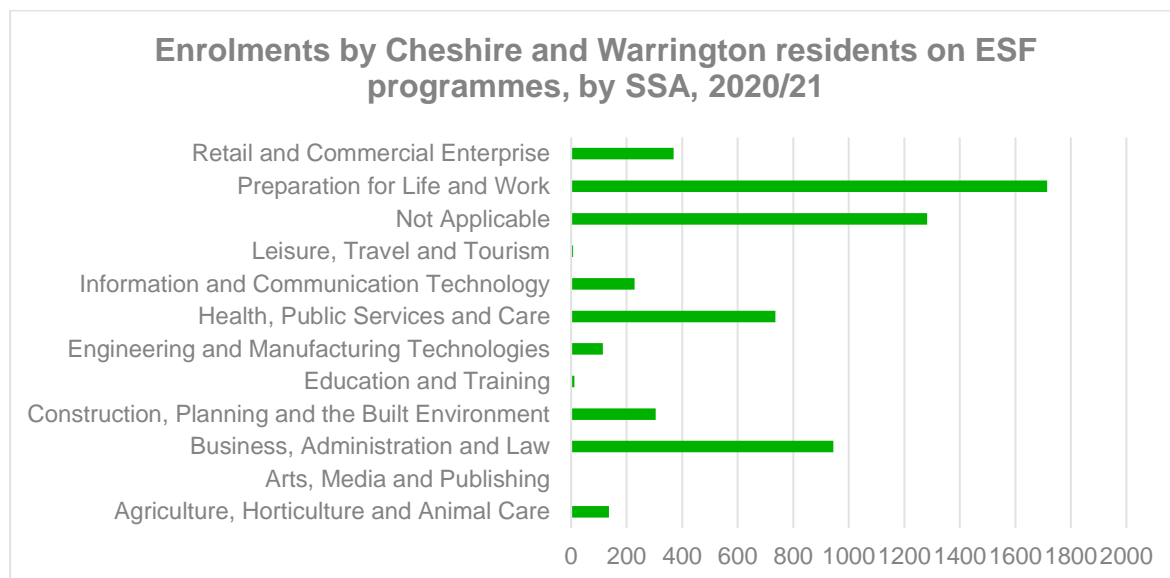
About 40% of ESF enrolments by Cheshire and Warrington residents were below Level 2, with another 35% being at Level 2. Almost a quarter (23%) were not assigned to a level.



Source: ESFA Localities datacube (residency)

6.5 Enrolments by Sector Subject Area

As might be expected from activity predominantly focussed on supporting unemployed people to access work, the most common SSA for enrolments was preparation for Life and Work, which accounted for almost 30%.

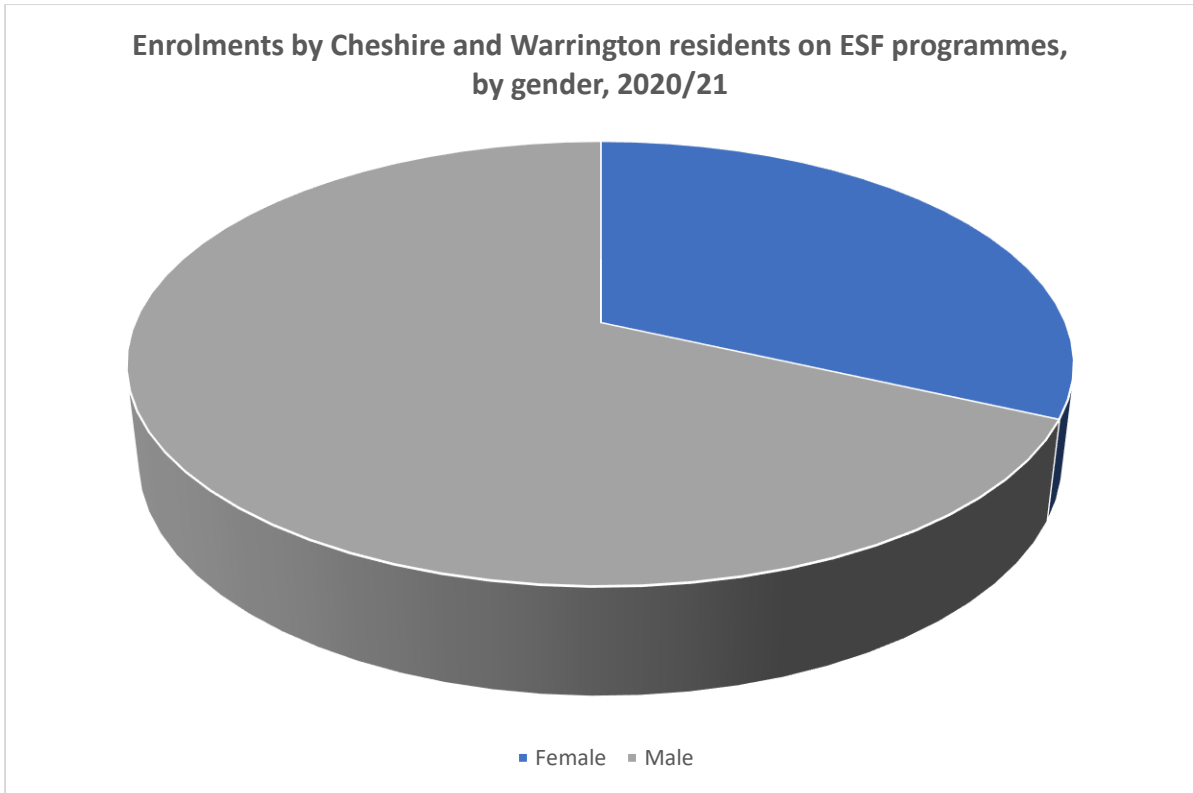


Source: ESFA Localities datacube (residency)

6.6 Learner characteristics

6.6.1 Gender

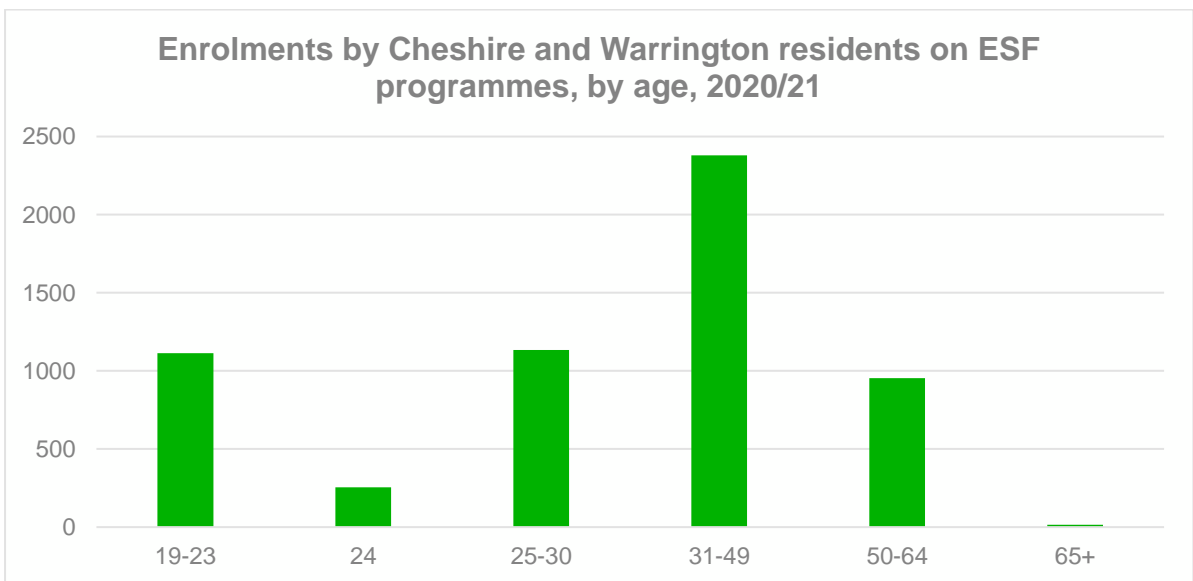
Over two thirds of enrolments by Cheshire and Warrington residents on ESF-funded activities were by males. This may be because the specialisms of the three main providers were in occupational areas that are dominated by men. Key specialisms for Training Strategies Ltd include security (door work) and taxi driving, for PeoplePlus they include security and construction, and for Remit Group limited they include automotive and digital.



Source: ESFA Localities datacube (residency)

6.6.2 Age profile

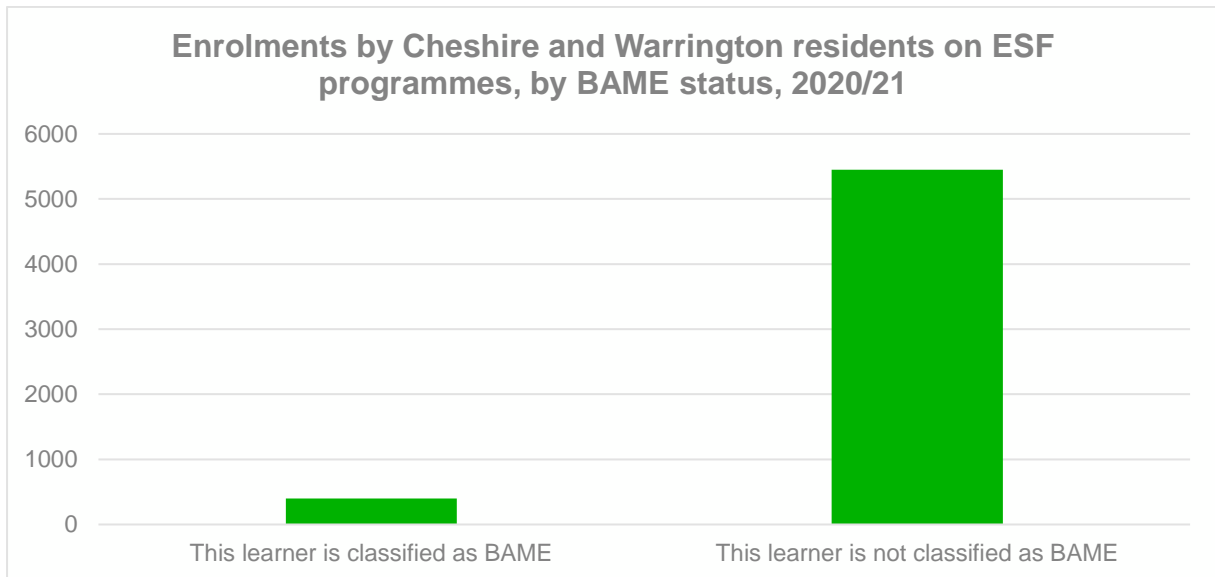
The age profile of Cheshire and Warrington residents enrolled on ESF activity in 2020/21 was slightly younger than the profile of delivery for the Adult Skills Budget, with 43% of ESF enrolments coming from people aged below 30 compared to 36% for the Adult Skills Budget.



Source: ESFA Localities datacube (residency)

6.6.3 BAME

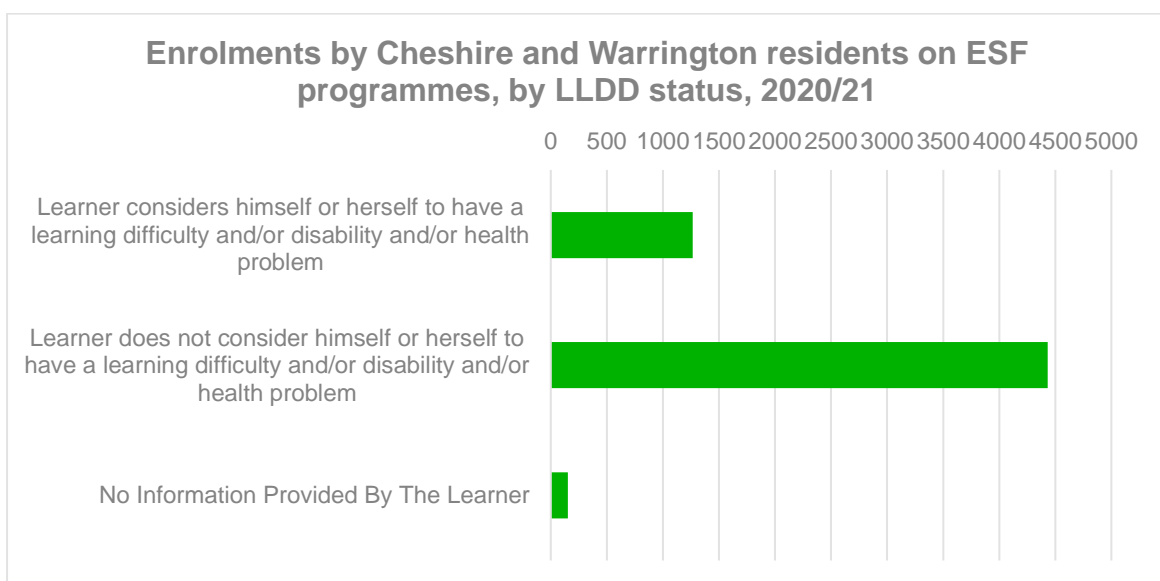
7% of learners identified themselves as being from a Black and Minority Ethnic (BAME) background, this is slightly lower than for all FE which is 10%. 2021 Census data by ethnicity is not currently available to benchmark this proportion against the wider population of Cheshire and Warrington.



Source: ESFA Localities datacube (residency)

6.6.4 LLDD

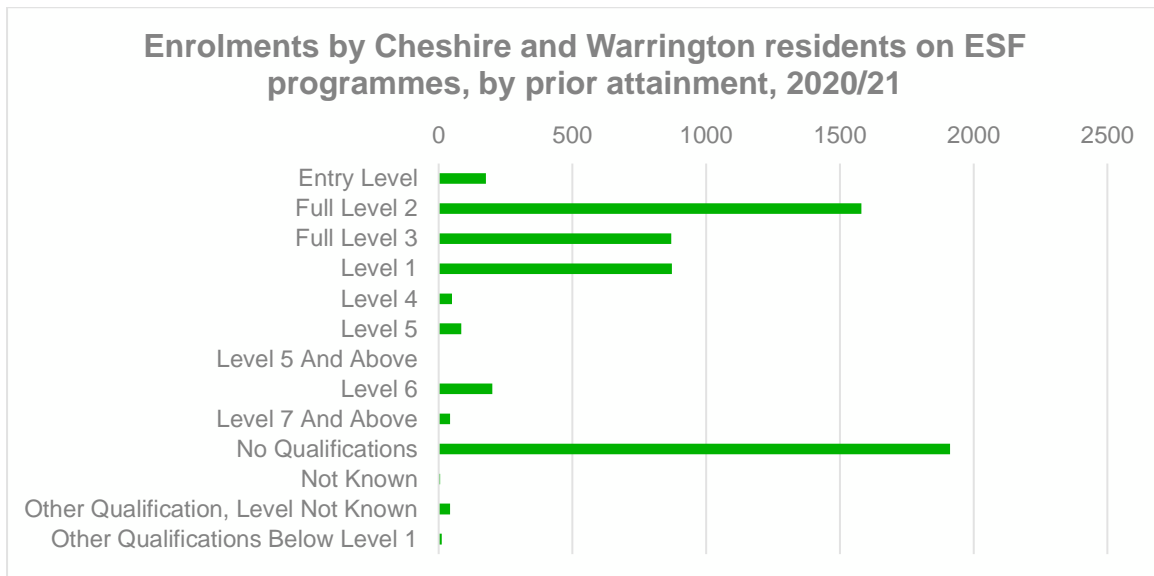
Learners that considered themselves to have a learning difficulty and/or disability and/or health problem accounted for 22% of all enrolments which is the same as reported for all FE enrolments.



Source: ESFA Localities datacube (residency)

6.6.5 Prior attainment

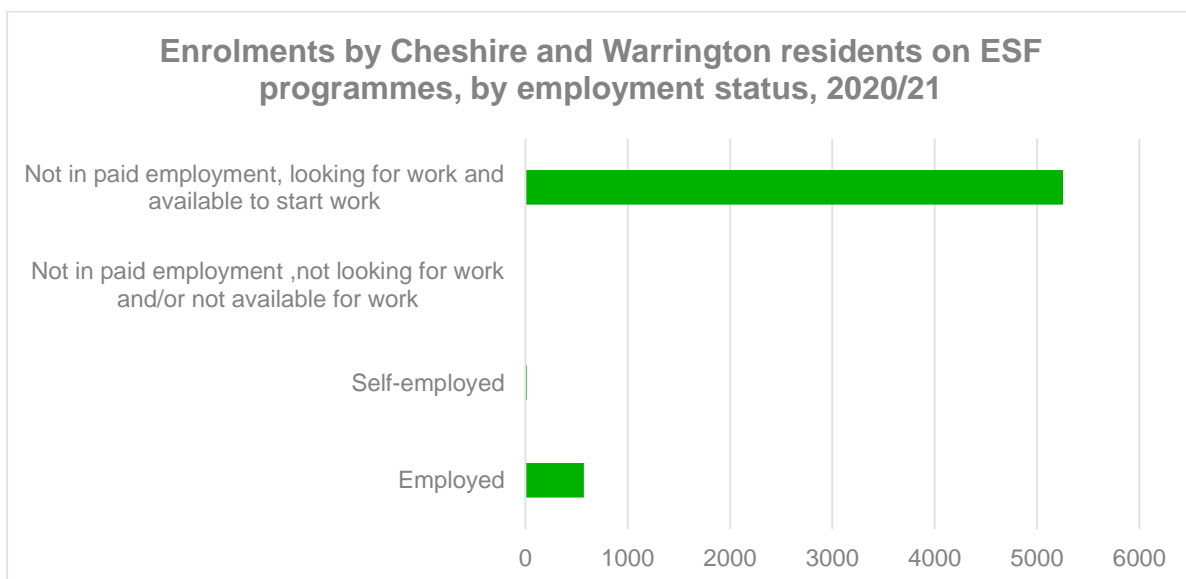
78% of enrolments on ESF activity by Cheshire and Warrington residents in 2020/21 were from people qualified at Level 2 or below.



Source: ESFA Localities datacube (residency)

6.6.6 Employment status on first day of learning

Given that the focus of the programme run by PeoplePlus was the unemployed and economically inactive, it is unsurprising that 90% of enrolments by Cheshire and Warrington residents were from people not in work.



Source: ESFA Localities datacube (residency)

7. Learning below Level 2

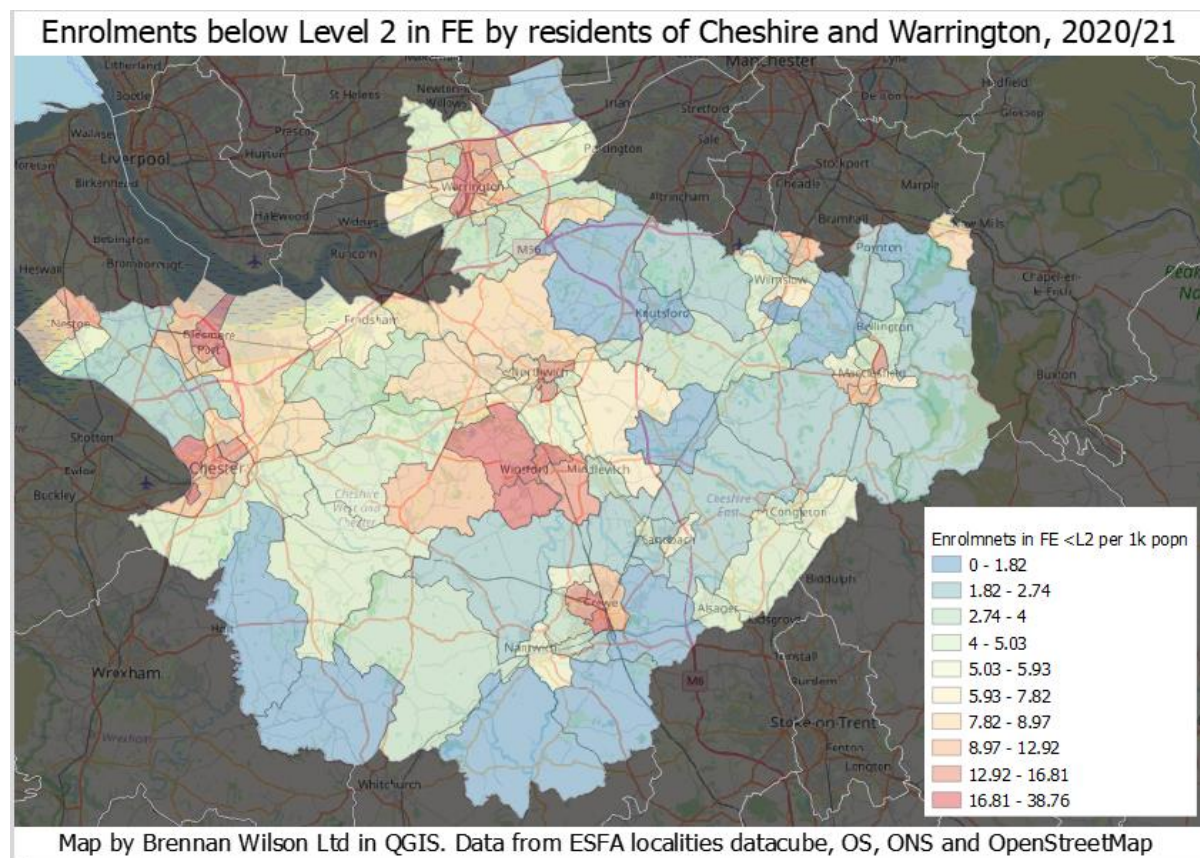
This chapter of the report considers learning below Level 2 that is funded from the Adult Skills Budget (or that is not funded by the ESFA). It excludes learning that is funded through ESF or through Community Learning – this type of learning is considered in chapters 5 and 6 above.

As will be seen below, this type of learning is predominantly focussed on the delivery of basic skills and ESOL learning aims. It is therefore appropriate to consider the extent to which enrolments by Cheshire and Warrington residents come from places classed as deprived using the Adult Skills subdomain of the Index of Multiple Deprivation (2019). This is because the Adult Skills subdomain is constructed by combing two indicators:

- Adult skills: The proportion of working-age adults with no or low qualifications, women aged 25 to 59 and men aged 25 to 64
- English language proficiency: The proportion of working-age adults who cannot speak English or cannot speak English well, women aged 25 to 59 and men aged 25 to 64

These places are mapped at section 3.7 above.

The map below shows enrolments by adults resident in Cheshire and Warrington on FE learning aims below Level 2. There is a reasonable alignment between the areas highlighted here and the most deprived adult skills areas referenced above, although stakeholders may want to investigate apparent low levels of enrolment in Culceth, north Wilmslow/Styal, the east of Congleton and the community adjacent to King George 5th playing fields in Crewe.

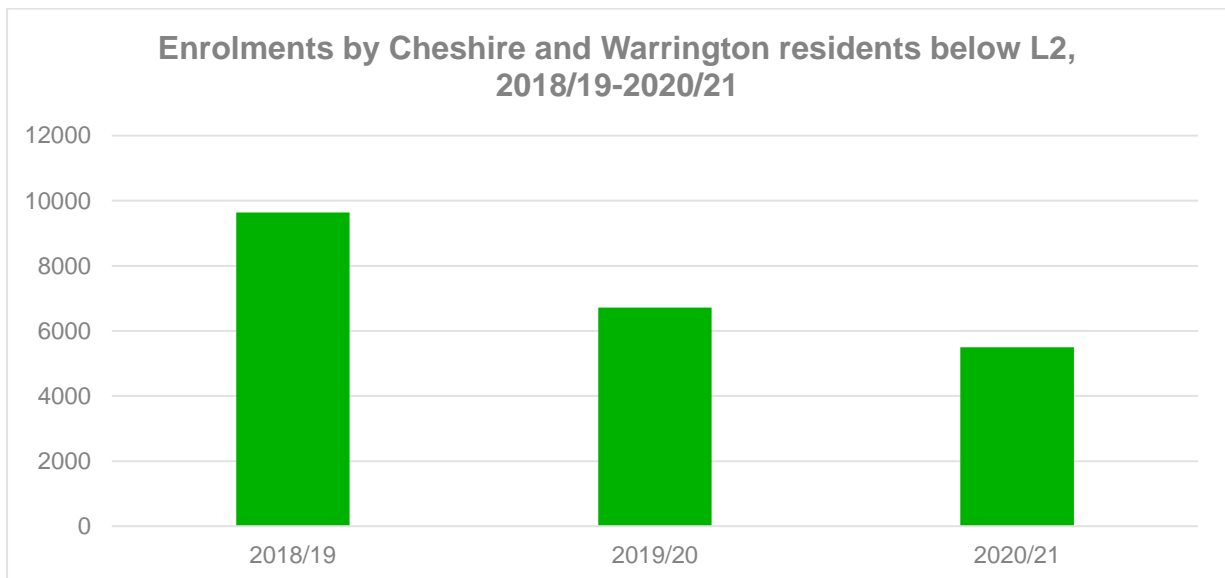


The wards with the highest proportion of the working age population enrolled on programmes below Level 2 are:

- Crewe Central
- Central & Grange
- Crewe South
- Westminster
- Wolverham
- Winsford Wharton
- Winsford Over & Verdin
- Blacon
- Lache
- Winsford Dene

7.1 Enrolments in FE below Level 2

Enrolments by adults resident in Cheshire and Warrington on learning aims below Level 2 in FE declined by 43% between 2018/19 and 2020/21 (a decline of 4,140). This was a higher percentage decline than the overall decline in FE enrolments which was 34%.



Source: ESFA Localities datacube (residency)

7.2 Providers of learning below Level 2

In 2020/21, there were 115 providers responsible for delivering 5,498 enrolments to adults resident in Cheshire and Warrington on learning aims below Level 2. All the providers that delivered more than 100 learning aim enrolments in this year are set out in the table below. Both Cheshire College South and West, and Cheshire West and Chester Council delivered more than 1,000 enrolments at this level in this year, and between them these two providers were responsible for the delivery of half of all such enrolments in Cheshire and Warrington.

Enrolments (>100) by Cheshire and Warrington residents, by provider, 2020/21	
Total	5498
Cheshire College South and West	1467
Cheshire West and Chester Council	1258
Warrington & Vale Royal College	573
Cheshire East Council	230
Macclesfield College	224
LTE Group	131
Realise Learning and Employment Limited	131
Total People Limited	111
Riverside College	105
Source: ESFA Localities datacube (residency)	

7.3 Subcontracting of learning in FE below Level 2

In 2020/21, 15% of delivery at this level to adults resident in Cheshire and Warrington was subcontracted,. There were only five subcontractors that delivered in excess of 50 learning aim enrolments and these are set out in the table below.

Enrolments (>50) by Cheshire and Warrington residents, by subcontractor, 2020/21	
Total	5498
No subcontractor	4677
Helen Howarth	173
Total Sports Solutions Ltd	85
East Cheshire Training Limited	72
Cheshire Halton + Warrington Race And Equality Centre	71
Innovative Alliance Ltd	51
Source: ESFA Localities datacube (residency)	

Source: ESFA Localities datacube (residency)

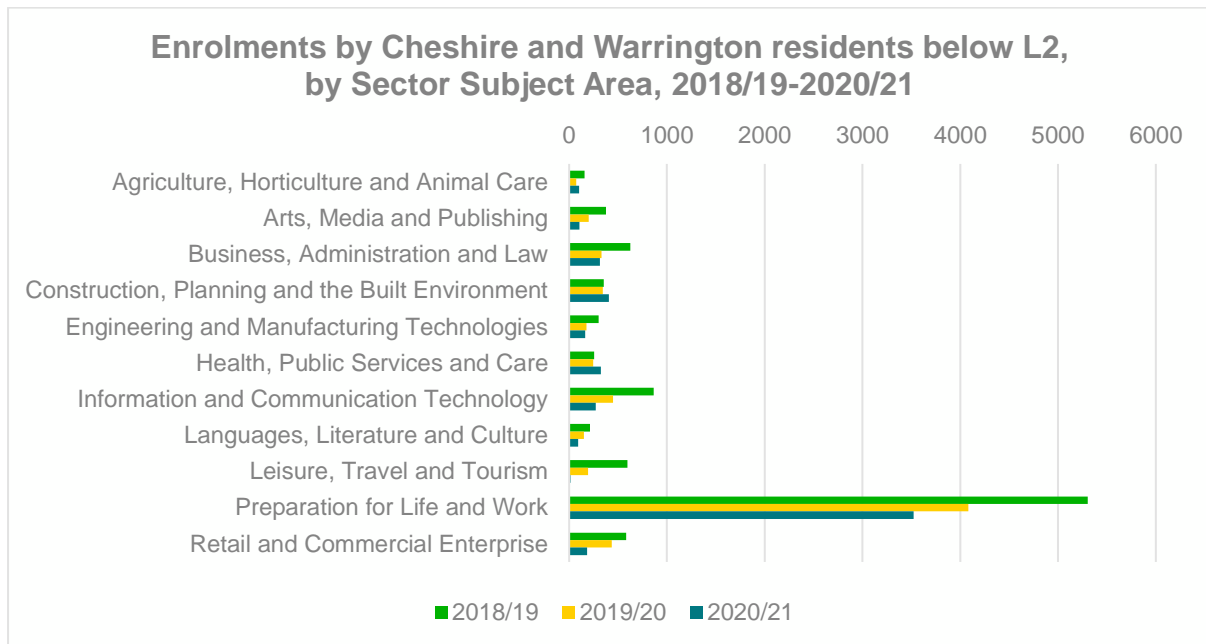
7.4 Sector Subject Area of learning in FE below Level 2

As might be expected at this level, volumes learning aim enrolments were dominated by those categorised as ‘Preparing for Life and Work’. In 2020/21, almost two thirds (64%) of learning aim enrolments belonged to this Sector Subject Area. Between 2018/19 and 2020/21, the enrolments in the following Sector Subject Areas declined more sharply than the overall decline at this level which was -43%:

- Arts, Media and Publishing (-72%)
- Business, Administration and Law (-50%)
- Engineering and Manufacturing Technologies (-46%)
- Information and Communication Technology (-69%)
- Languages, Literature and Culture (-57%)
- Leisure, Travel and Tourism (-98%)

- Retail and Commercial Enterprise (-68%)

Some of these SSAs are clearly linked to sectors which were particularly adversely impacted by the pandemic, whilst learners seeking to enrol on ICT learning aims will likely have been less comfortable with online learning (introduced to mitigate the impacts of the pandemic)



Source: ESFA Localities datacube (residency)

7.5 Learning aims at below Level 2

In 2020/21, 30% of all learning aims below Level 2 in FE enrolled on by adults resident in Cheshire and Warrington were ESOL, a further 8% were for English or Maths. The highest volume of enrolments was on ‘Non regulated Adult skills formula funded provision, Entry Level, Preparation for Work, Up to 2 hrs’, a very short learning aim which is highly likely to be delivered on work-focussed provision such as Sector Work Based Academies.

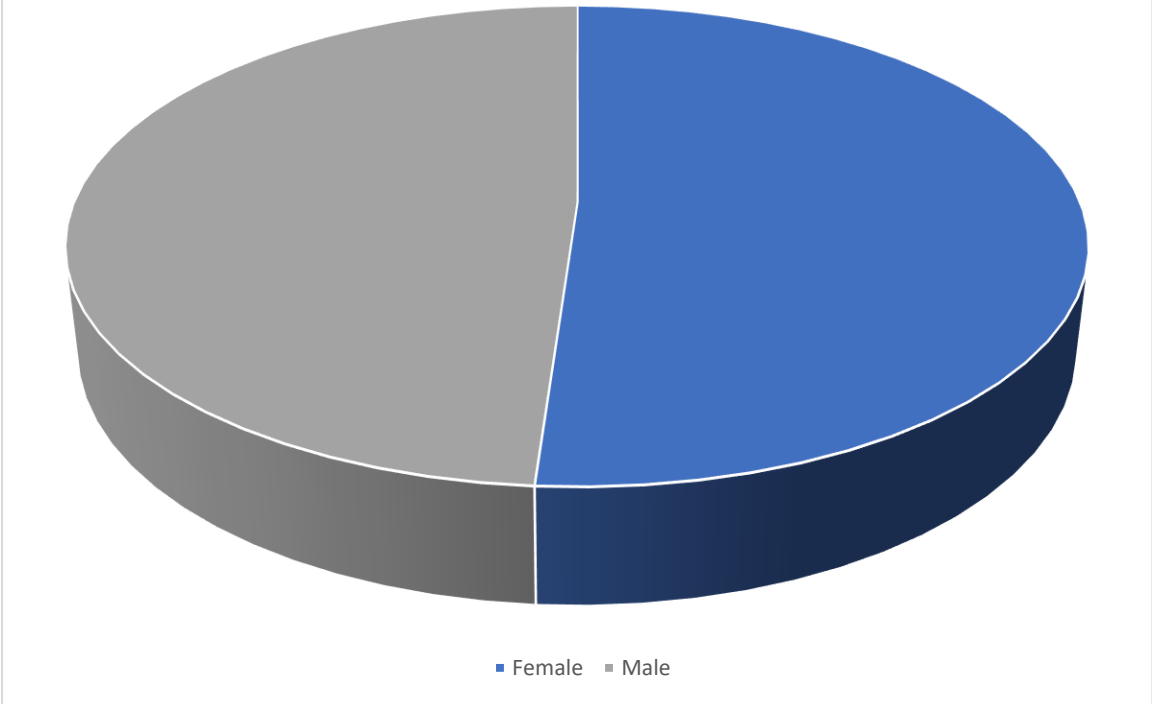
Enrolments (>80) by Cheshire and Warrington residents below L2, by learning aim, 2020/21	
Total	5498
Non regulated Adult skills formula funded provision, Entry Level, Preparation for Work, Up to 2 hrs, PW A	795
Award in Exploring Construction and Building Crafts (RQF)	229
Non regulated Adult skills formula funded provision, Entry Level, ESOL, 69 to 92 hrs	209
Non regulated Adult skills formula funded provision, Entry Level, ESOL, 21 to 44 hrs	176
Non regulated Adult skills formula funded provision, Entry Level, ESOL, 45 to 68 hrs	124
Non regulated Adult skills formula funded provision, Pre-Entry Level, ESOL, 69 to 92 hrs	116
Award in ESOL Skills for Life (Reading) (Entry 2)	115
Functional Skills qualification in Mathematics	107
Award in ESOL Skills for Life (Speaking and Listening) (Entry 2)	95
Functional Skills qualification in English	92
Award in ESOL Skills for Life (Reading) (Entry 1)	86
Award in ESOL Skills for Life (Speaking and Listening) (Entry 1)	83
Award in Employability and Development Skills	81
Award in ESOL Skills for Life (Reading) (Entry 3)	81
Source: ESFA Localities datacube (residency)	

7.6 Learner Characteristics

7.6.1 Gender

The gender of adults resident in Cheshire and Warrington that enrolled on learning aims in FE below Level 2 in 2020/21 was evenly split (female 51%/Male 49%)

Enrolments by Cheshire and Warrington residents below L2, by gender, 2020/21

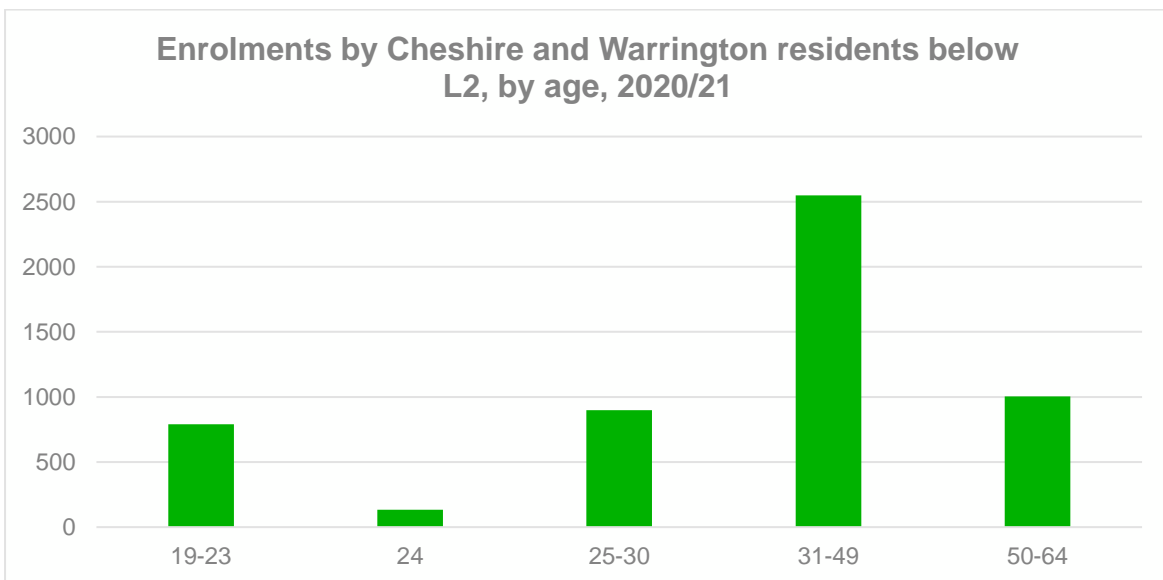


Source: ESFA Localities datacube (residency)

7.6.2 Age

The age profile of Cheshire and Warrington residents enrolled on learning aims below Level 2 in 2020/21 was about the same as the overall profile of delivery for the Adult Skills Budget, with 35% of enrolments coming from people aged below 30 compared to 36% for the Adult Skills Budget.

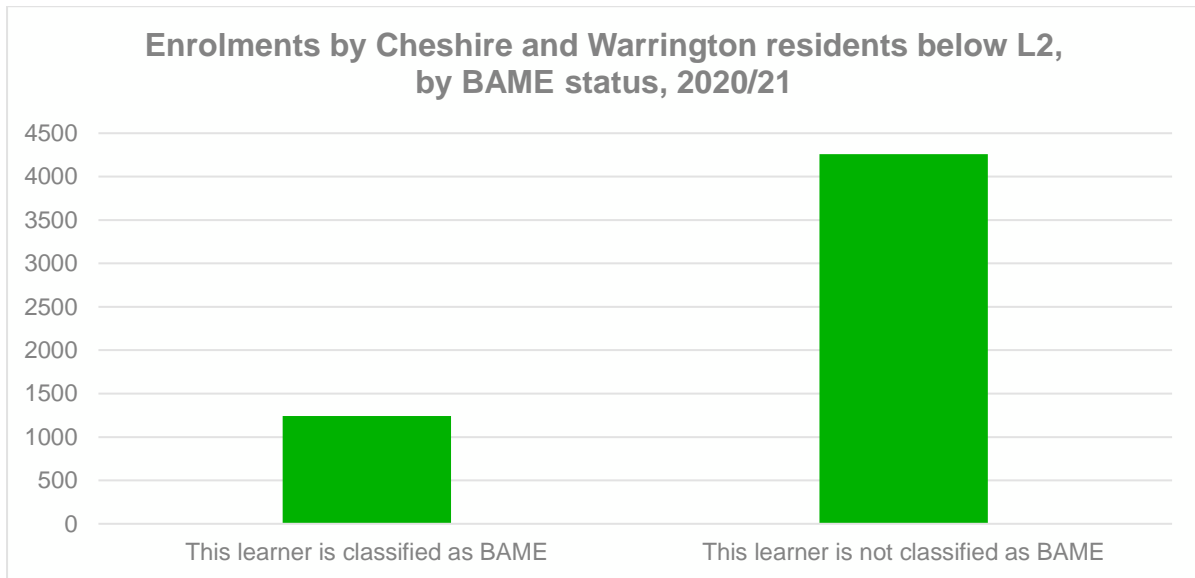
Enrolments by Cheshire and Warrington residents below L2, by age, 2020/21



Source: ESFA Localities datacube (residency)

7.6.3 BAME

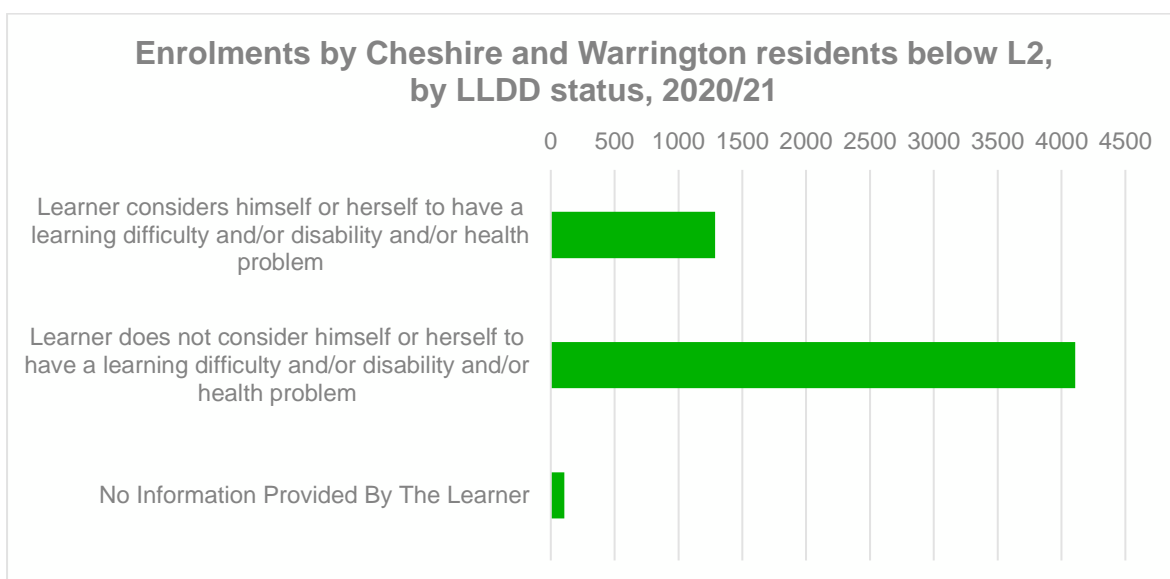
23% of learners identified themselves as being from a Black and Minority Ethnic (BAME) background, this is significantly higher than for all FE which is 10%. 2021 Census data by ethnicity is not currently available to benchmark this proportion against the wider population of Cheshire and Warrington. It is likely that the higher proportion of BAME learners at this level compared to others is linked to a higher proportion of ESOL learners being BAME.



Source: ESFA Localities datacube (residency)

7.6.4 LLDD

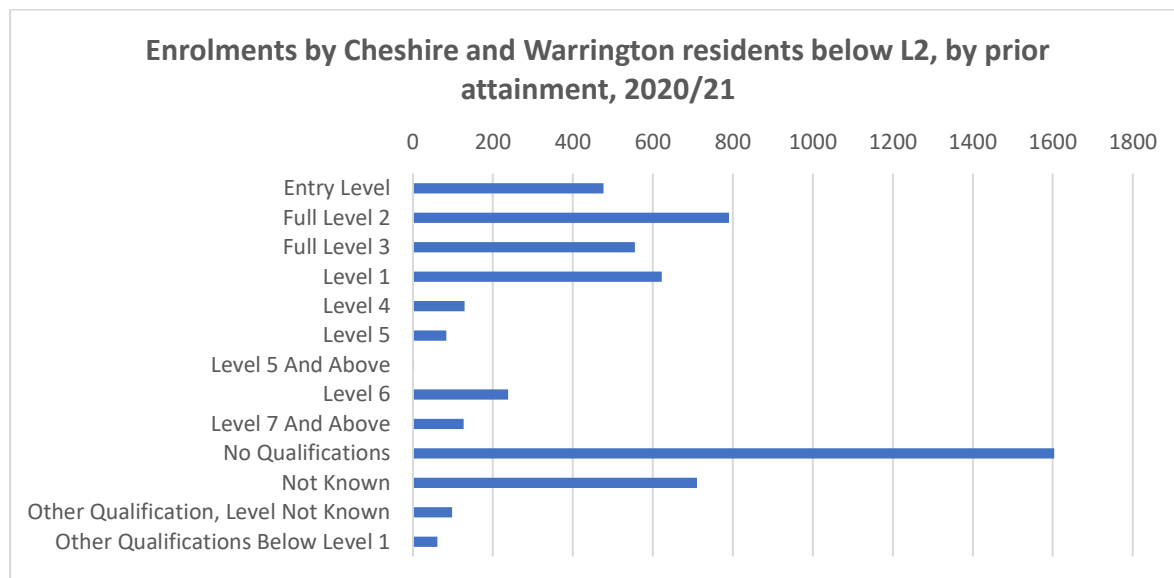
Learners that considered themselves to have a learning difficulty and/or disability and/or health problem accounted for 23% of all enrolments which is very similar to the 22% as reported for all FE enrolments.



Source: ESFA Localities datacube (residency)

7.6.5 Prior attainment

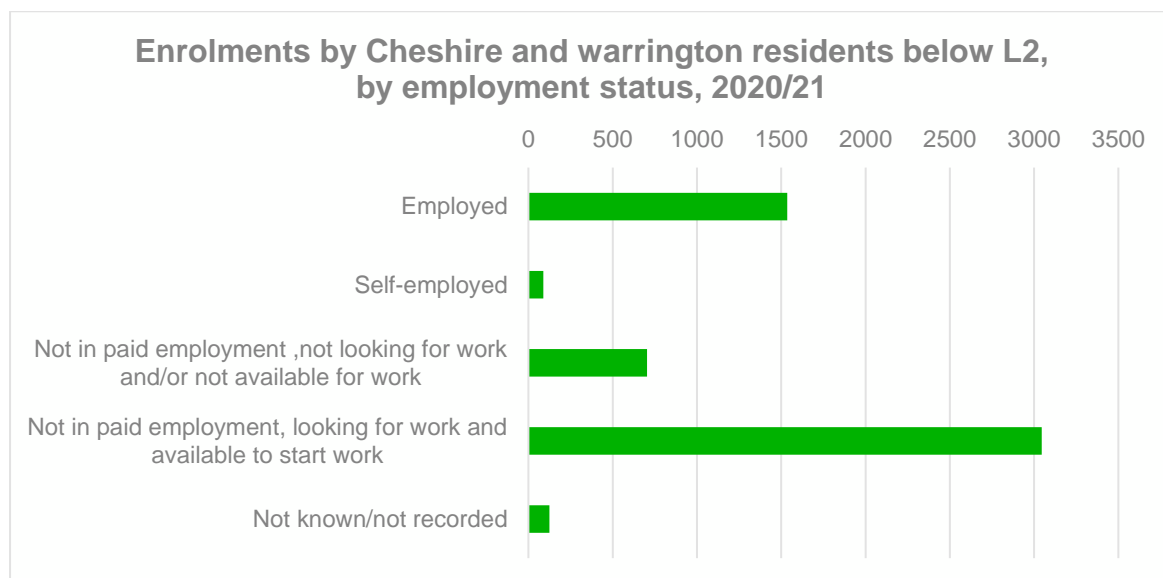
As might be expected, more than half of all enrolments on learning aims below Level 2 were from learners qualified below Level 2. Over 10% of enrolments came from learners qualified at Level 4 or above. This is likely to reflect the fact that a number of learners that require support to learn English as a second language are likely to be otherwise well qualified



Source: ESFA Localities datacube (residency)

7.6.6 Employment status on first day of learning

Over two thirds (68%) of learning aim enrolments at this level in 2020/21 were from adults not in employment.



Source: ESFA Localities datacube (residency)

8. Learning at Level 2

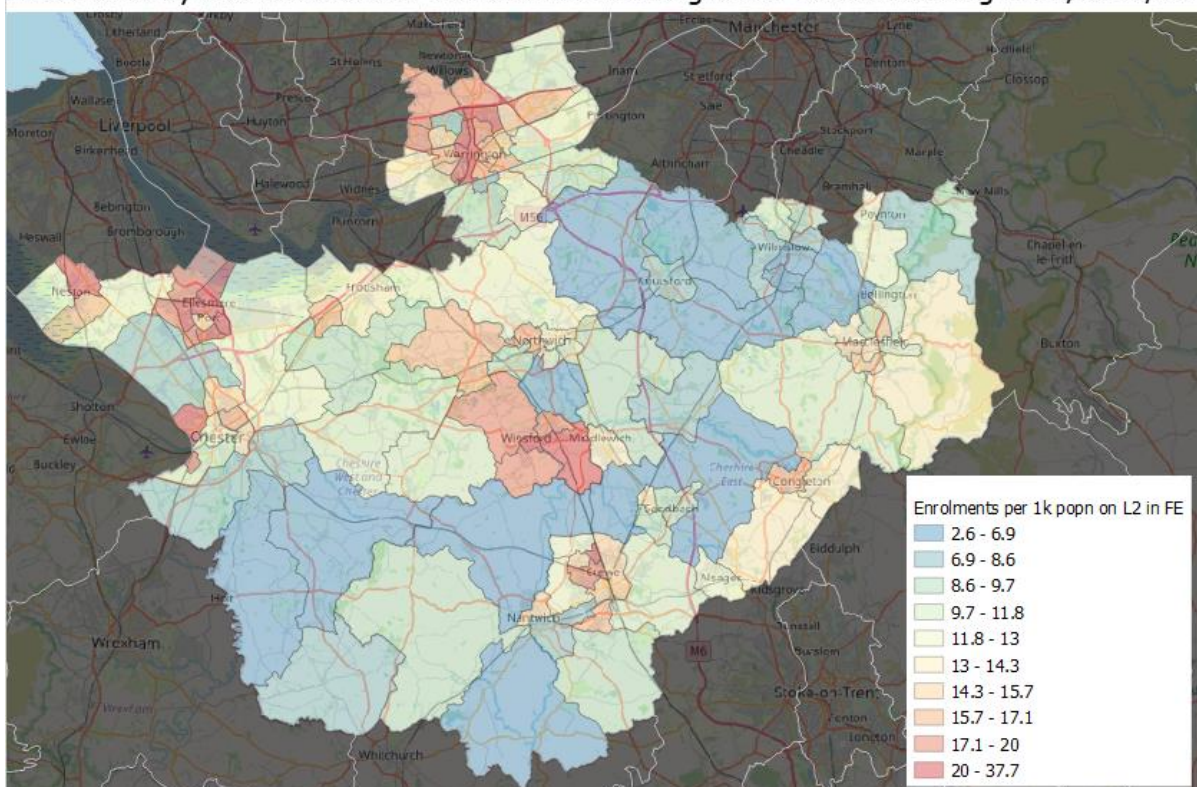
This chapter of the report considers adult learning at Level 2 that is funded from the Adult Skills Budget (or that is not funded by the ESFA). It excludes learning that is funded through ESF or through Community Learning – this type of learning is considered separately in chapters 5 and 6 above. In the second half of the chapter, adult learning at Level 2 delivered through apprenticeships is considered.

8.1 Adult Learning at Level 2 in FE.

The wards with the highest proportion of the working age population enrolled on programmes at Level 2 are:

- Westminster
- Central & Grange
- Sutton Villages
- Poplars & Hulme
- Whitby Groves
- Bewsey & Whitecross
- Wolverham
- Winsford Gravel
- Blacon
- Neston

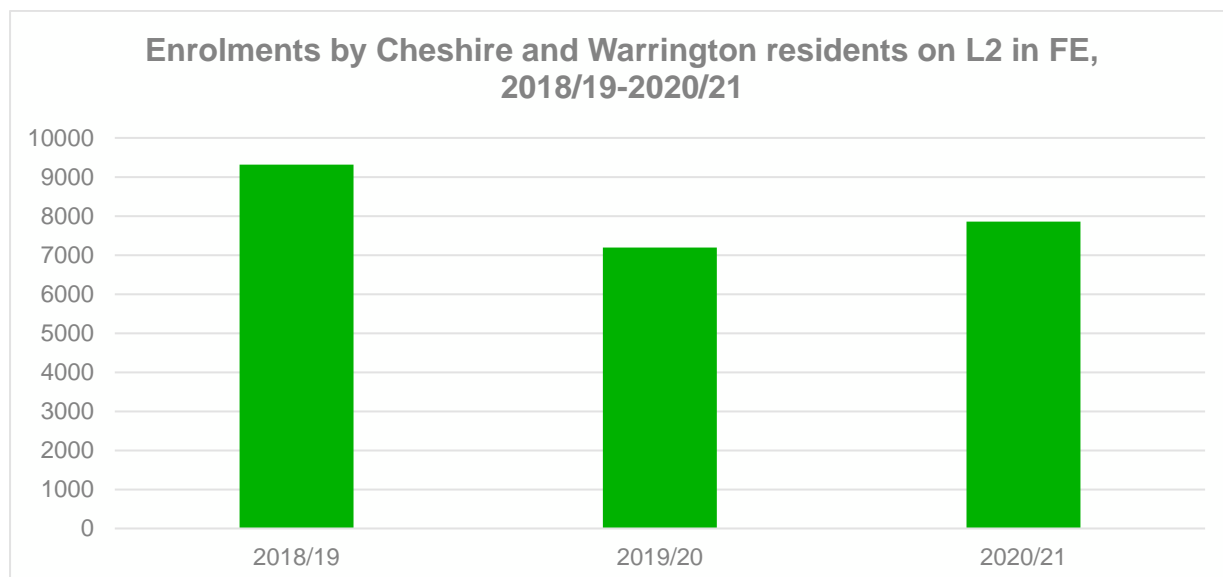
Enrolments by adults resident in Cheshire and Warrington on Level 2 learning in FE, 2020/21



Map by Brennan Wilson Ltd in QGIS. Data from ESFA localities datacube, OS, ONS and OpenStreetMap

8.1.1 Enrolments at level 2 in FE

Enrolments by adults resident in Cheshire and Warrington on learning at Level 2 in FE declined by 16% between 2018/19 and 2020/21 (a decline of 1,465). This was a lower percentage decline than the overall decline in FE enrolments which was 34%.



Source: ESFA Localities datacube (residency)

8.1.2 Providers of level 2 learning in FE

In 2020/21, there were 181 providers responsible for delivering 7,854 enrolments to adults resident in Cheshire and Warrington on learning aims at Level 2. All the providers that delivered more than 100 learning aim enrolments in this year are set out in the table below. Both Cheshire College South and West, and Warrington & Vale Royal College delivered more than 1,000 enrolments at this Level in this year, and between them these two providers were responsible for the delivery of over a third (35%) of all such enrolments in Cheshire and Warrington.

Enrolments (>100) by Cheshire and Warrington residents on L2 in FE, by provider, 2020/21	
Grand Total	7854
Cheshire College South and West	1560
Warrington & Vale Royal College	1211
Cheshire West and Chester Council	413
Macclesfield College	318
The Trafford College Group	259
Cheshire East Council	193
Stoke on Trent College	178
Reaseheath College	177
Learning Curve Group Limited	155
Bridgwater and Taunton College	146
Babington Business College Limited	134
Total People Limited	134

NCG	124
Riverside College	123
Realise Learning and Employment Limited	110
North Hertfordshire College	107
Woodspeen Training Limited	102
Source: ESFA Localities datacube (residency)	

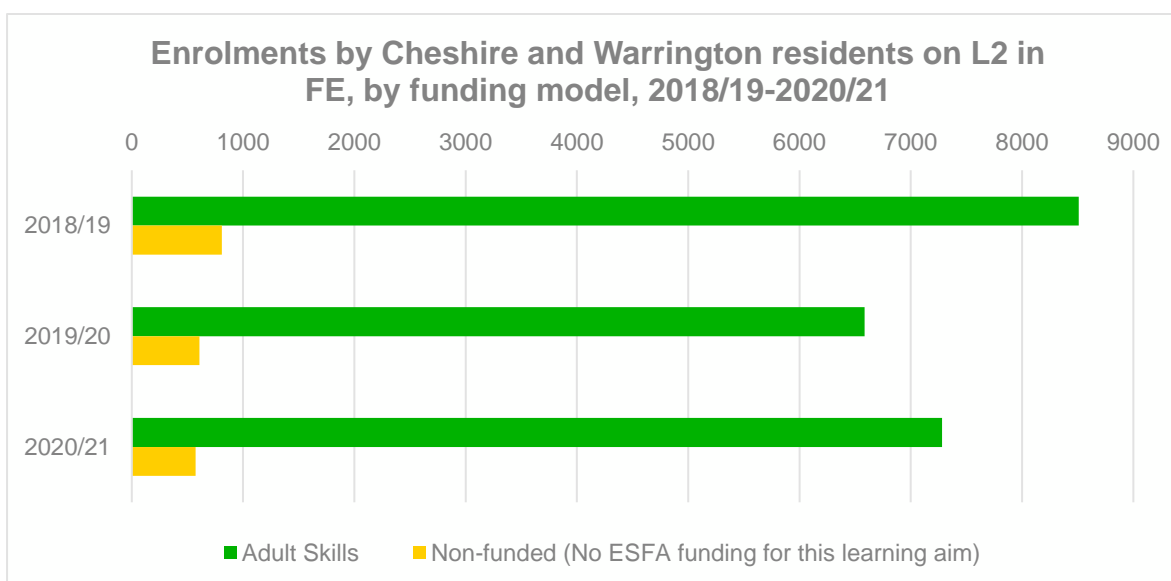
8.1.3 Subcontractors delivering level 2 learning in FE

In 2020/21, 18% of delivery at this level to adults resident in Cheshire and Warrington was subcontracted. There were only four subcontractors that delivered in excess of 50 learning aim enrolments and these are set out in the table below.

Enrolments (>50) by Cheshire and Warrington residents on L2 in FE, by subcontractor, 2020/21	
Total	7854
No subcontractor	6459
Learning Curve Group Limited	445
The Skills Network Limited	342
Train To Change (UK) Limited	102
Code Nation Limited	57
Source: ESFA Localities datacube (residency)	

8.1.4 Enrolments by funding model

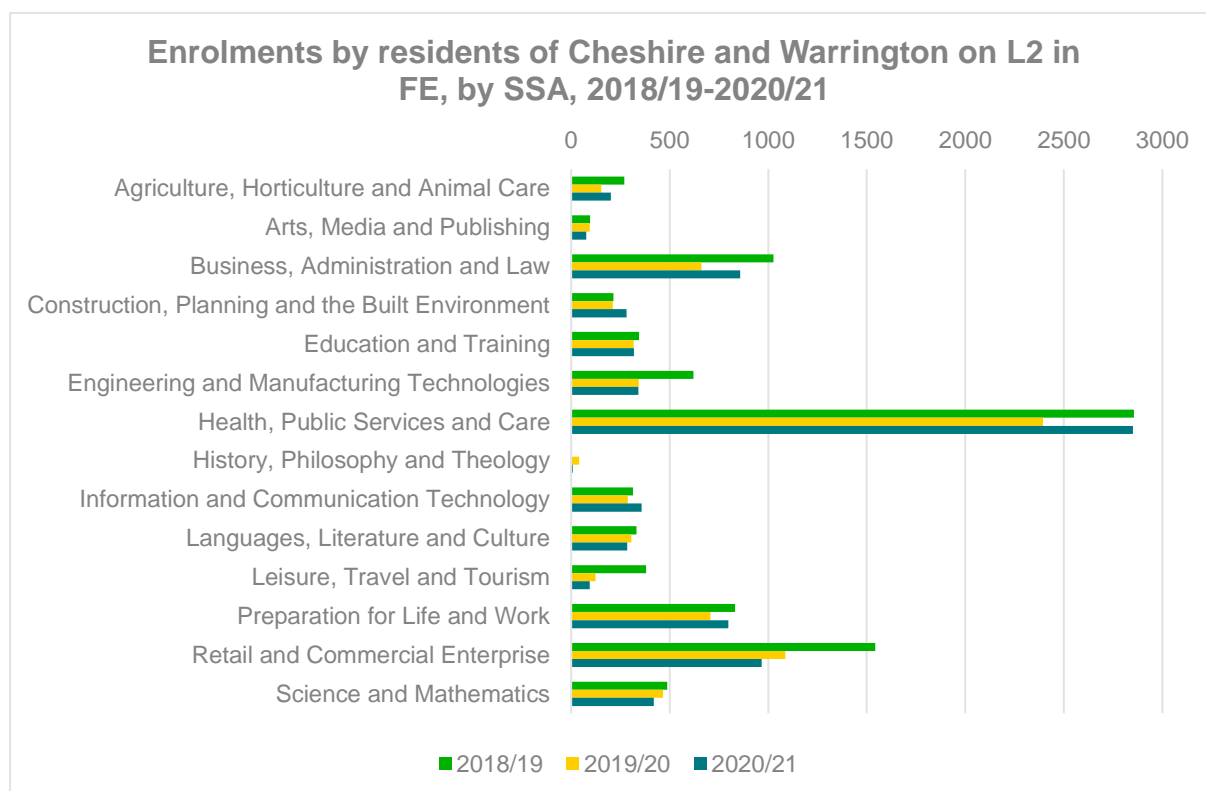
In 2020/21 7% of learning aims at this level were not directly funded by the ESFA. In most cases, these will have been funded by the learner or their employer.



Source: ESFA Localities datacube (residency)

8.1.5 Enrolments by Sector Subject Area

Over a third of learning aim enrolments at this level were in the 'Health, Public Services and Care' SSA in 2020/21. The only other SSAs with in excess of 500 enrolments in 2020/21 were 'Preparation for Life and Work'; 'Retail and Commercial Enterprise' and 'Business, Administration and Law'. Between 2018/19 and 2020/21, enrolments in Retail and Commercial Enterprise (-576 enrolments, -37%); Leisure, Travel and Tourism (-286 enrolments, -75%) and 'Engineering and Manufacturing Technologies (-280 enrolments, -45%) saw the sharpest declines.



Source: ESFA Localities datacube (residency)

8.1.6 Learning aims in FE at level 2

At the level of learning aim, the most delivered learning aims were in English and Maths (GCSE and Functional Skills) and in Health, Public Services and Social Care.

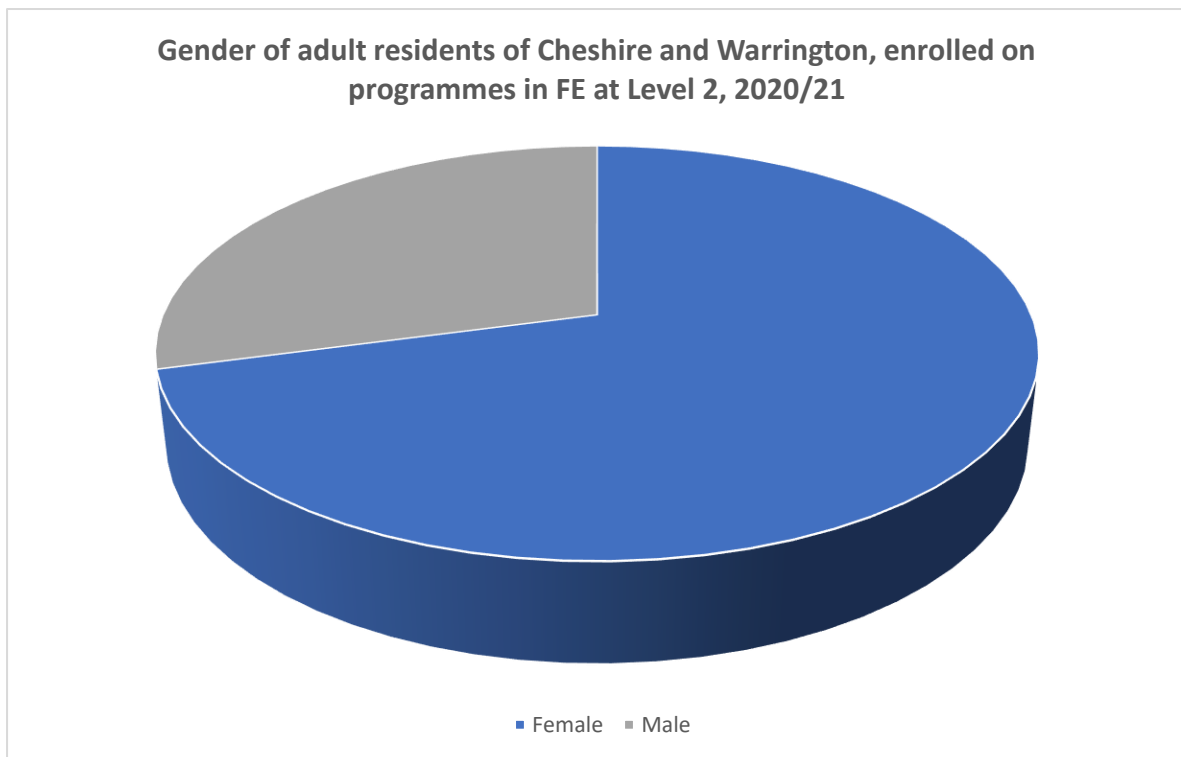
Enrolments (>100) by residents of Cheshire and Warrington on L2, by learning aim, 2020/21	
Total	7854
GCSE (9-1) in Mathematics	393
Certificate in Understanding Mental Health First Aid and Mental Health Advocacy in the Workplace	319
Certificate in Counselling Skills	309
GCSE (9-1) in English Language	276
Certificate in Understanding Children and Young People's Mental Health	237
Functional Skills Qualification in Mathematics Level 2	202
Foundation Certificate in Accounting - Level 2	200
Certificate in Awareness of Mental Health Problems	196

Functional Skills qualification in English	194
Certificate in Employability Skills	163
Certificate in Understanding Autism	155
Certificate in Understanding Behaviour that Challenges	135
Award in Fork Lift Truck (Counter Balance) Operations	121
Certificate in Understanding the Safe Handling of Medication in Health and Social Care	114
Certificate in Supporting Teaching and Learning in Schools	105
Source: ESFA Localities datacube (residency)	

8.1.7 Characteristics of Learners at Level 2 in FE

8.1.7.1 Gender

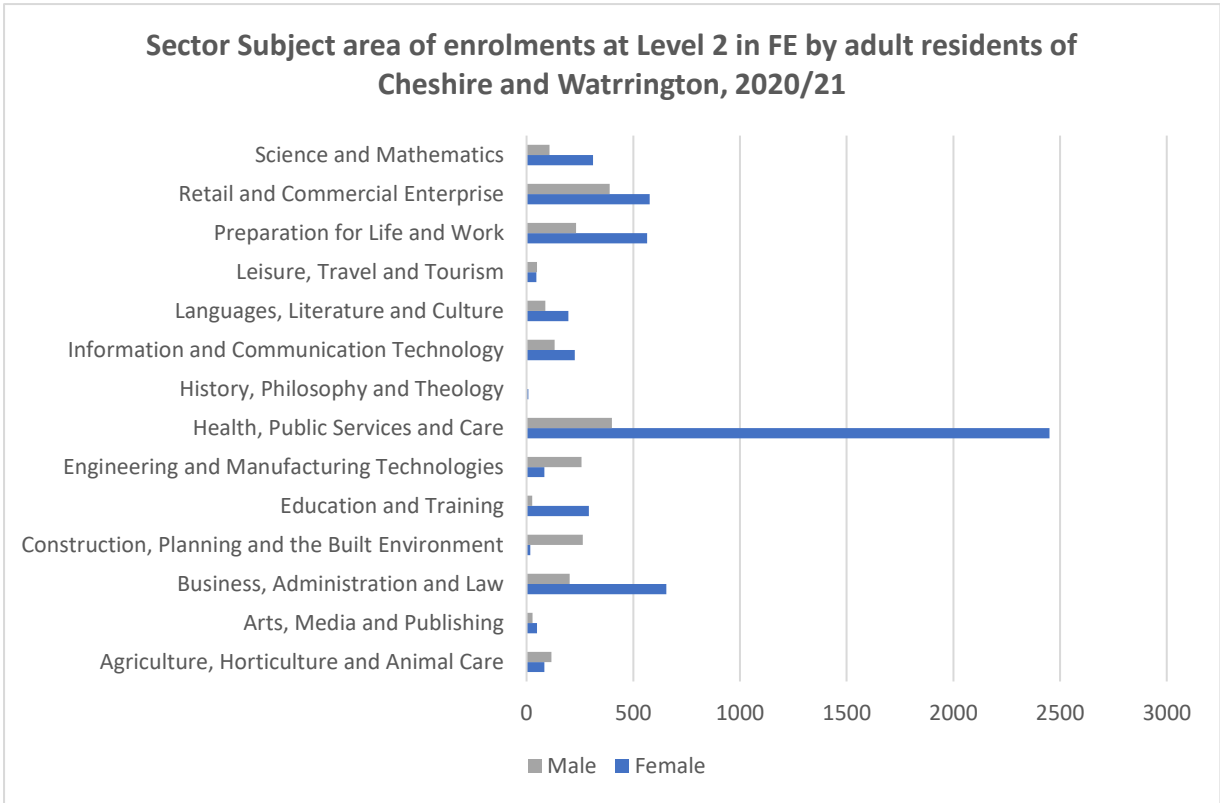
The gender of adults resident in Cheshire and Warrington that enrolled on learning aims in FE at Level 2 in 2020/21 was over two thirds female (female 71%/Male 29%).



Source: ESFA Localities datacube (residency)

Learning at Level 2 demonstrates significant gender disparities by Sector Subject Area. In 2020/21, there were more females enrolled on learning aims in Health, Public Services and Care (2,451) than there were males enrolled across all sector subject areas (2,291)

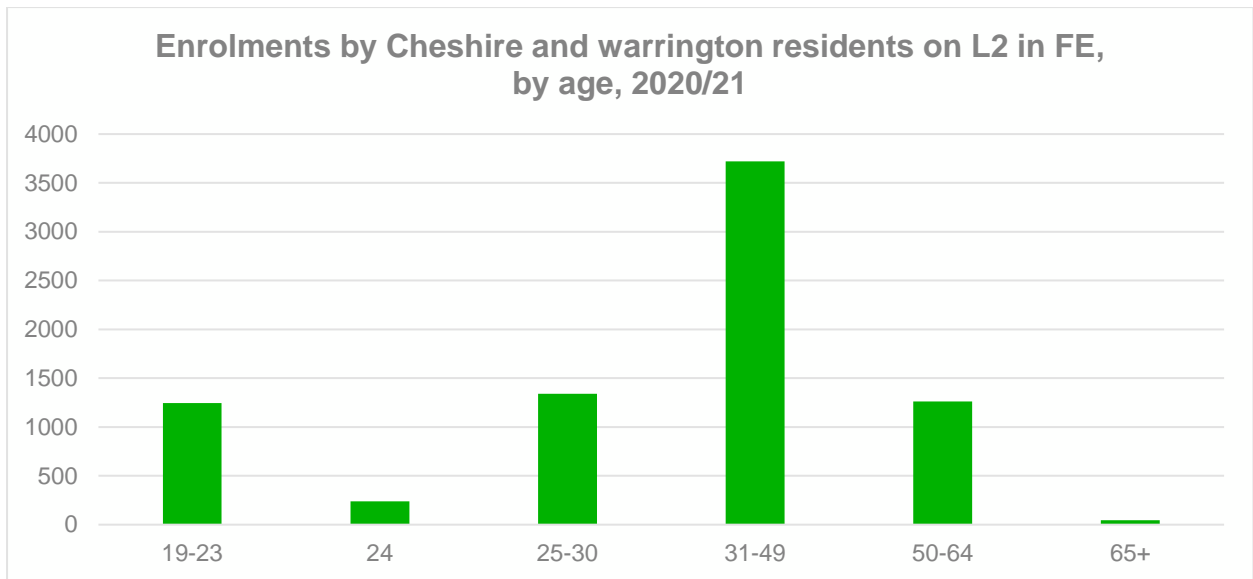
Sector Subject area of enrolments at Level 2 in FE by adult residents of Cheshire and Warrington, 2020/21



Source: ESFA Localities datacube (residency)

8.1.7.2 Age

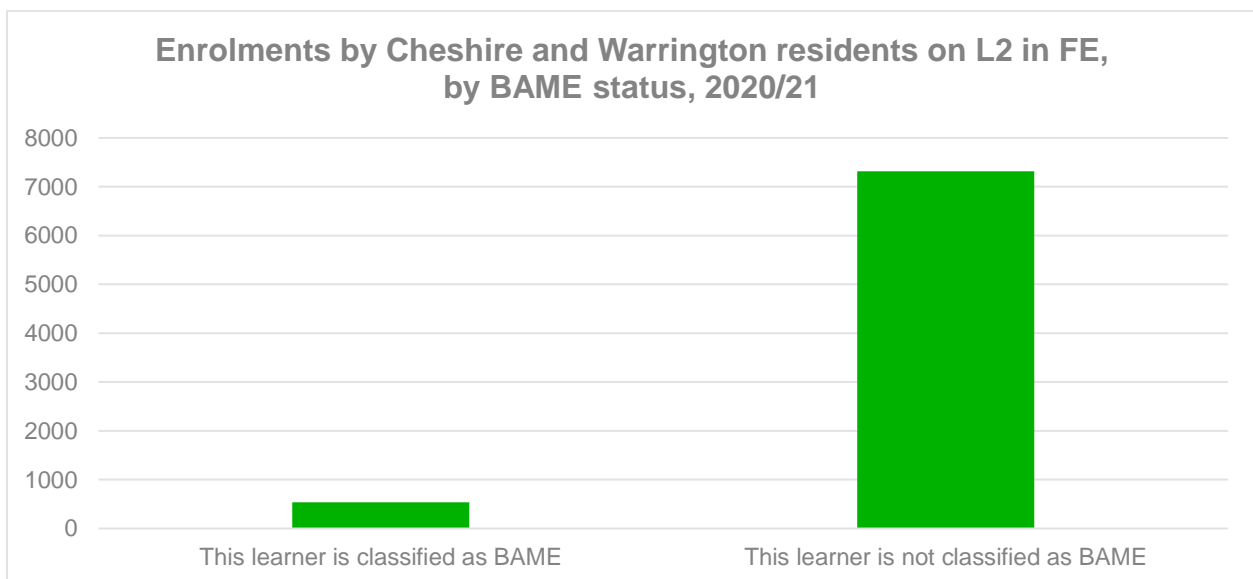
The age profile of Cheshire and Warrington residents enrolled on learning aims at Level 2 in 2020/21 was very similar to the overall profile of delivery for the Adult Skills Budget, with 36% of enrolments at Level 2 coming from people aged below 30 which was the same proportion as for the Adult Skills Budget overall.



Source: ESFA Localities datacube (residency)

8.1.7.3 BAME

7% of learners identified themselves as being from a Black and Minority Ethnic (BAME) background, this is slightly lower than for all FE which was 10%. 2021 Census data by ethnicity is not currently available to benchmark this proportion against the wider population of Cheshire and Warrington.

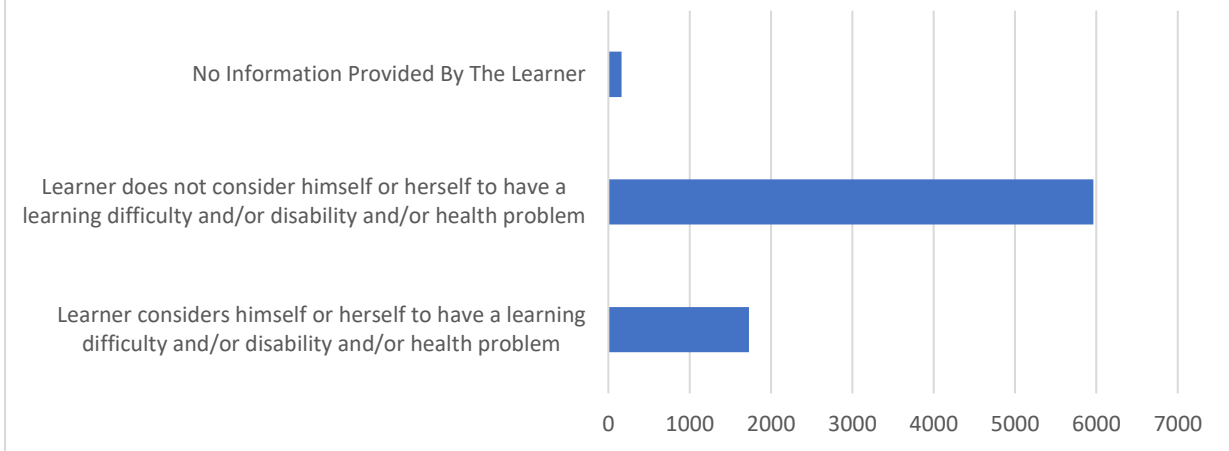


Source: ESFA Localities datacube (residency)

8.1.7.4 LLDD

Learners that considered themselves to have a learning difficulty and/or disability and/or health problem accounted for 22% of all enrolments at Level 2 which is the same proportion as reported for all FE enrolments.

Enrolments of Cheshire and Warrington residents at Level 2, by LLDD status, 2020/21

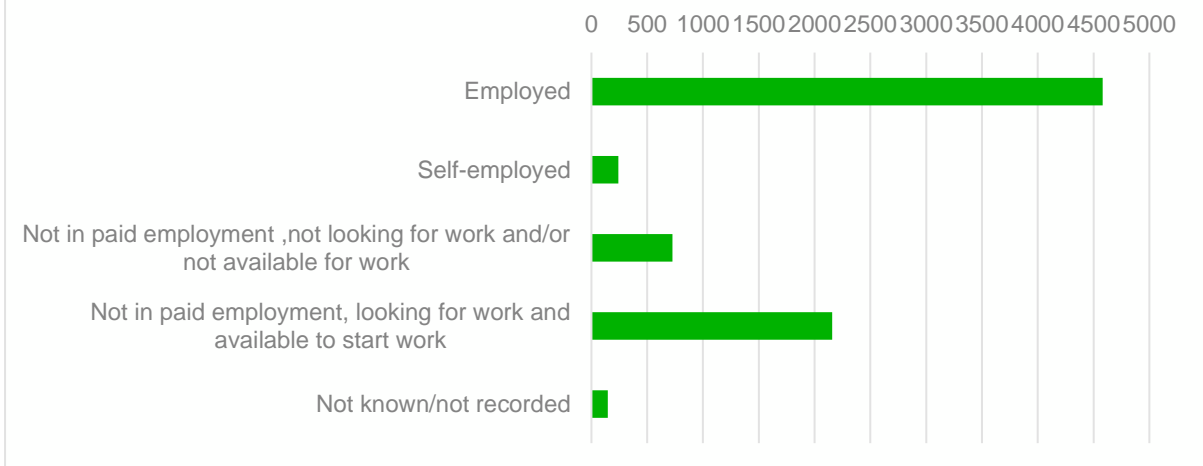


Source: ESFA Localities datacube (residency)

8.1.7.5 Employment status on first day of learning

Well over half (58%) of learning aim enrolments at Level 2 in 2020/21 were from adults that were employed.

Enrolments of Cheshire and Warrington residents on L2 in FE, by employment status, 2020/21

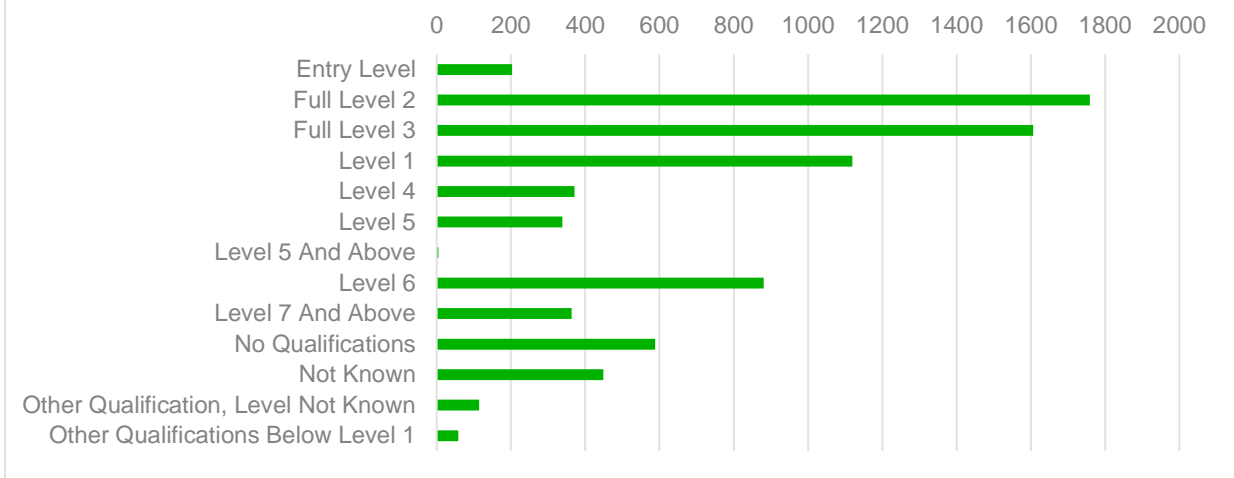


Source: ESFA Localities datacube (residency)

8.1.7.6 Prior attainment

Surprisingly, only a quarter of all enrolments on learning aims at Level 2 were from learners qualified below Level 2. 45% of enrolments came from learners qualified at Level 3 or above, with 16% being qualified at degree level or above.

Enrolments of Cheshire and Warrington residents at Level 2 in FE by prior attainment, 2020/21



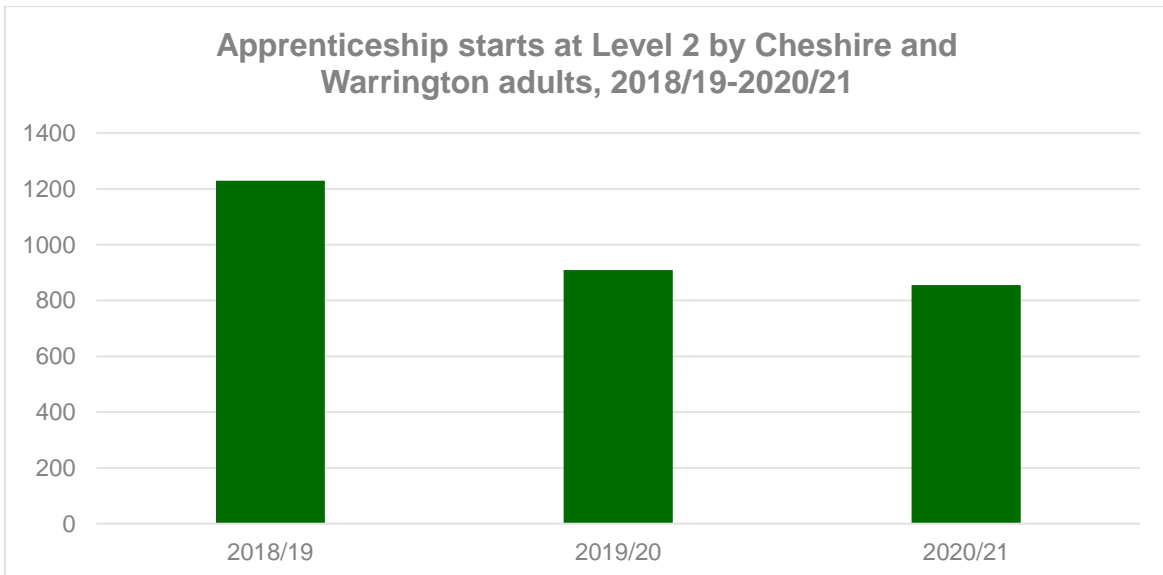
Source: ESFA Localities datacube (residency)

8.2 Adult apprenticeships at level 2

8.2.1 Apprenticeship starts at level 2

Starts on adult apprenticeships at Level 2 by residents of Cheshire and Warrington declined by almost a third (30%) between 2018/19 and 2020/21. This was similar to the 34% decline in enrolments in FE at level 2 but significantly higher than the 6% decline for all apprenticeship starts in this period.

Apprenticeship starts at Level 2 by Cheshire and Warrington adults, 2018/19-2020/21



Source: ESFA Localities datacube (residency)

Whilst all three local authorities saw a decline in starts by adult residents on apprenticeships at Level 2 between 2018/19 and 2020/21, the rate of decline in Cheshire East (39%) was higher than for Cheshire West and Chester (30%) and more than double the rate of decline in Warrington (16%) in this time.

Apprenticeship starts by Cheshire and Warrington adults, by local authority, 2018/19-2020/21



Source: ESFA Localities datacube (residency)

8.2.2 Apprenticeship providers at level 2

In 2020/21, there were 130 providers delivering 855 starts in apprenticeships at Level 2 to adults resident in Cheshire and Warrington. The table below provides data for all providers that had more than 15 starts in 2020/21. The top five providers were Independent Training providers (ITPs) or employer delivered (ie British Telecoms).

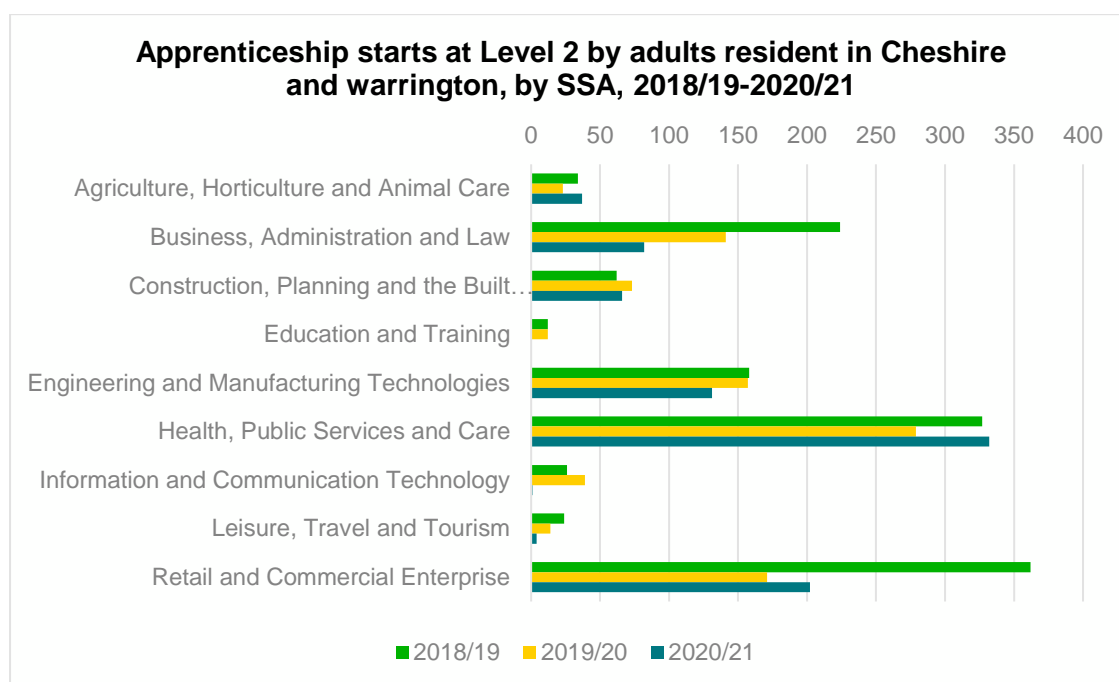
Starts on apprenticeships (>15 in 2020/21) at Level 2 by Cheshire and Warrington residents, by provider, 2018/19-2020/21			
	2018/19	2019/20	2020/21
Total	1230	909	855
Lifetime Training Group Limited	181	113	104
British Telecommunications	23	38	50
Learning Curve Group Limited	6	1	43
Marr Corporation Limited	40	34	36
Total People Limited	102	60	34
Paragon Education & Skills Limited	3	4	29
Cheshire College South and West	55	54	26
Macclesfield College	36	7	21
Realise Learning and Employment Limited	17	20	21
Babcock Training Limited	38	20	19
Babington Business College Limited	3	2	18
Ensis Solutions Limited	1	18	18
Reaseheath College	20	6	18
Richmond Training Academy Limited	0	0	17
Partnership Training Limited	1	13	16
Wirral Metropolitan College	23	13	16

Source: ESFA Localities datacube (residency)

8.2.3 Sector Subject Area of Apprenticeships at Level 2

In 2020/21 the two SSAs with the highest number of starts on apprenticeships at Level 2 by adults resident in Cheshire and Warrington were 'Health, Public Services and Care' and 'Retail and Commercial Enterprise'. These were also the two highest SSAs for enrolments by adults in FE at Level 2.

The overall decline in starts between 2018/19 and 2020/21 was not uniformly mirrored across SSAs, with increases recorded for 'Agriculture, Horticulture and Animal Care', 'Construction, Planning and the Built Environment', and 'Health, Public Services and Care'. By contrast, there were declines in 'Education and Training' (100%); 'Information and Communication Technology' (96%); 'Leisure, Travel and Tourism' (83%); and 'Retail and Commercial Enterprise' (44%).



Source: ESFA Localities datacube (residency)

8.2.4 Starts on Apprenticeship Standards

The table below sets out the volume of starts on all Level 2 apprenticeship standards which saw more than 20 adults resident in Cheshire and Warrington start in 2020/21. Over a quarter (29%) of all starts were on the Adult Care Worker standard, which saw 251 starts. Other standards that saw more than 20 starts were across a broad range of occupational areas.

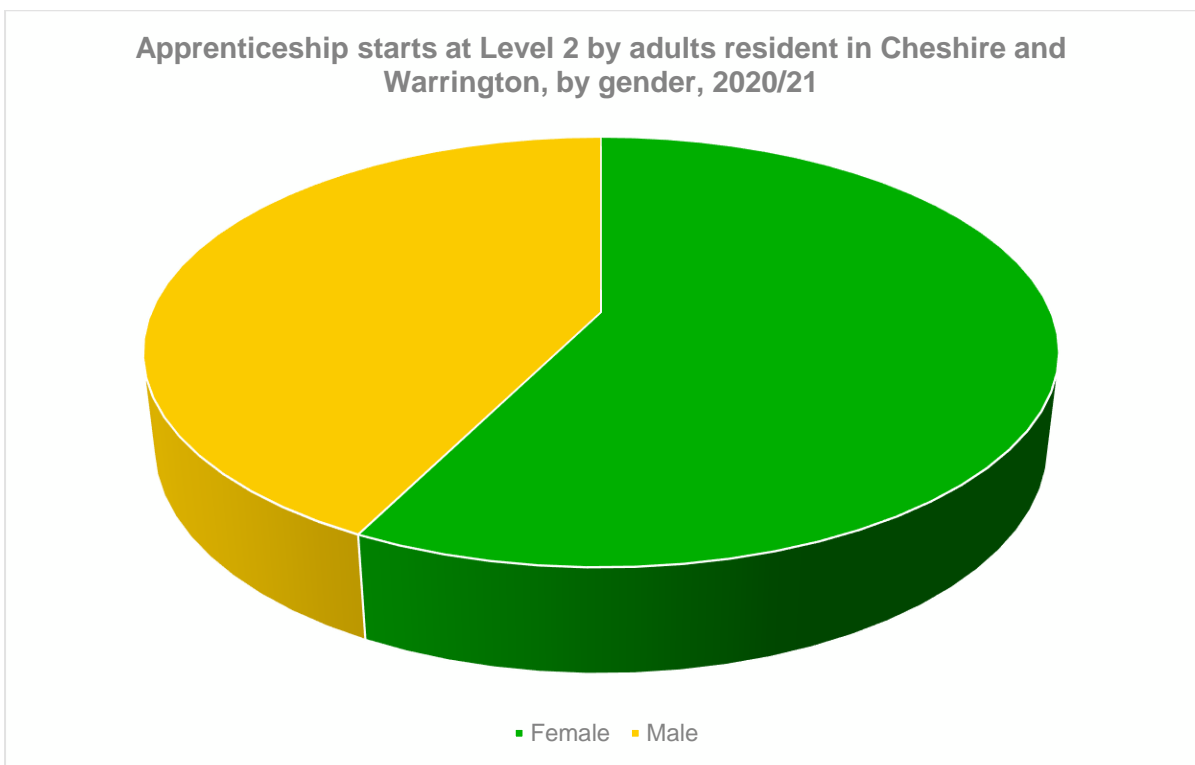
Starts on Apprenticeship standards at Level 2 (>20) by adults resident in Cheshire and Warrington, 2020/21	
Total	855
Adult Care Worker	251
Supply Chain Warehouse Operative	60
Early Years Practitioner	54
Customer Service Practitioner	51
Retailer	51
Telecoms Field Operative	51

Hospitality Team Member	25
Carpentry and Joinery	23
Hair Professional	21
Source: ESFA Localities datacube (residency)	

8.2.5 Characteristics of adults starting on Level 2 apprenticeships.

8.2.5.1 Gender

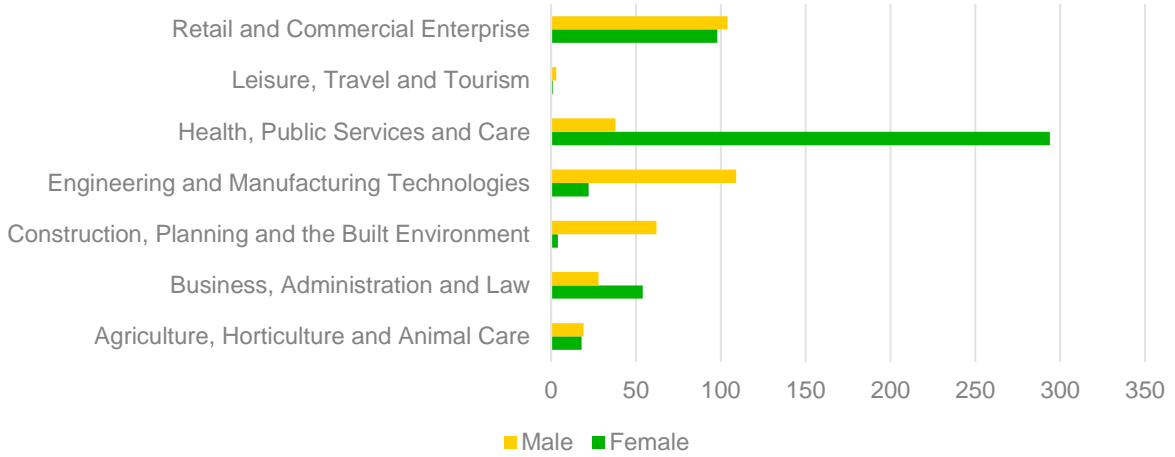
There were more starts on apprenticeships at Level 2 by females aged 19+ resident in Cheshire and Warrington in 2020/21 than there were by males. Females accounted for 57% of starts. This compares with 58% of all apprenticeship starts by adults resident in Cheshire and Warrington being by females in this year.



Source: ESFA Localities datacube (residency)

Apprenticeship starts at Level 2 by adults resident in Cheshire and Warrington show significant gender disparities in in four SSAs. 89% of the apprenticeship starts in 'Health, Public Service and Care' (which was the SSA with, by far, the largest number of starts) were by females. Similarly, two thirds of the starts in 'Business, Administration and Law' were by females. Conversely, 83% of the starts in 'Engineering and Manufacturing Technologies' and 94% of the starts in 'Construction, Planning and the Built Environment' were by males.

Apprenticeship starts at Level 2 by adults resident in Cheshire and Warrington, by SSA and gender, 2020/21

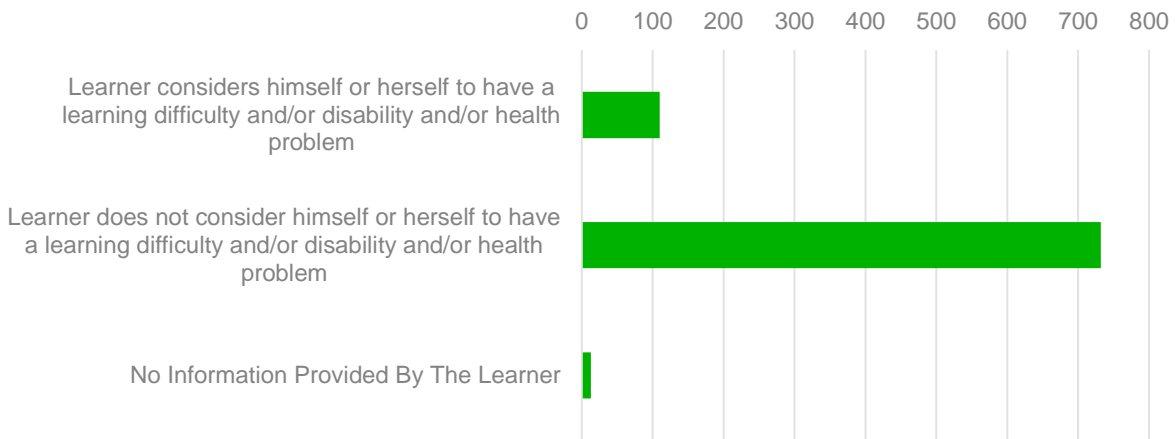


Source: ESFA Localities datacube (residency)

8.2.5.2 LLDD

The proportion of adult residents of Cheshire and Warrington that started a Level 2 apprenticeship that considered themselves to have a learning difficulty and/or disability and/or health problem was 13%. This was slightly higher than the proportion for all apprentices but significantly lower than the 22% of adults that enrolled on a Level 2 in FE.

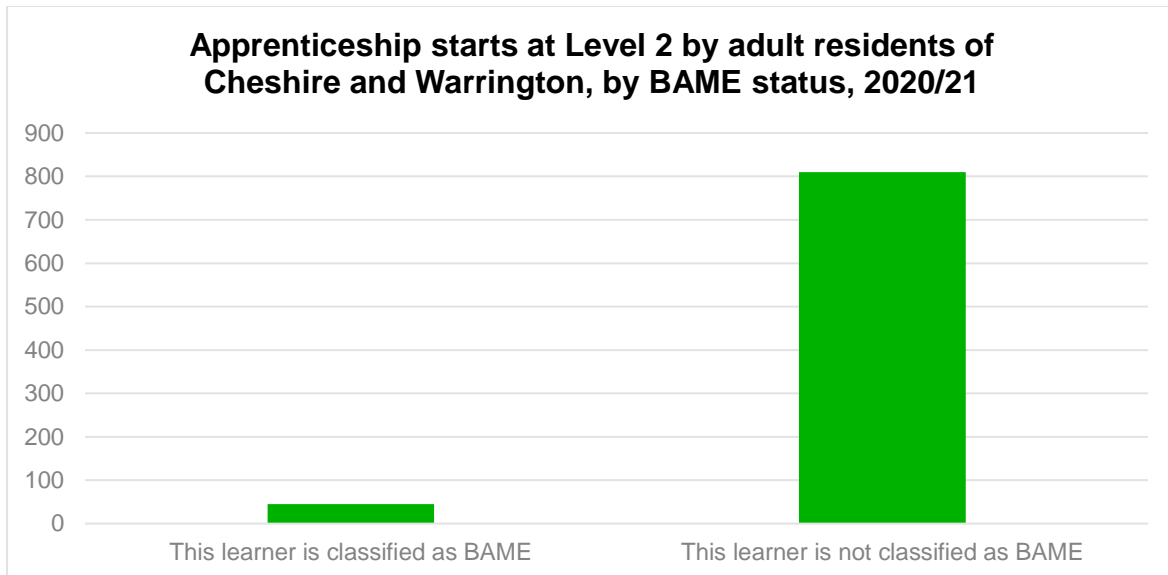
Apprenticeship starts at Level 2 by adult residents of Cheshire and Warrington, by LLDD status, 2020/21



Source: ESFA Localities datacube (residency)

8.2.5.3 BAME

5% of learners identified themselves as being from a Black and Minority Ethnic (BAME) background, this is slightly lower than for FE enrolments at level 2 but the same proportion as for all apprenticeships. 2021 Census data by ethnicity is not currently available to benchmark this proportion against the wider population of Cheshire and Warrington.



Source: ESFA Localities datacube (residency)

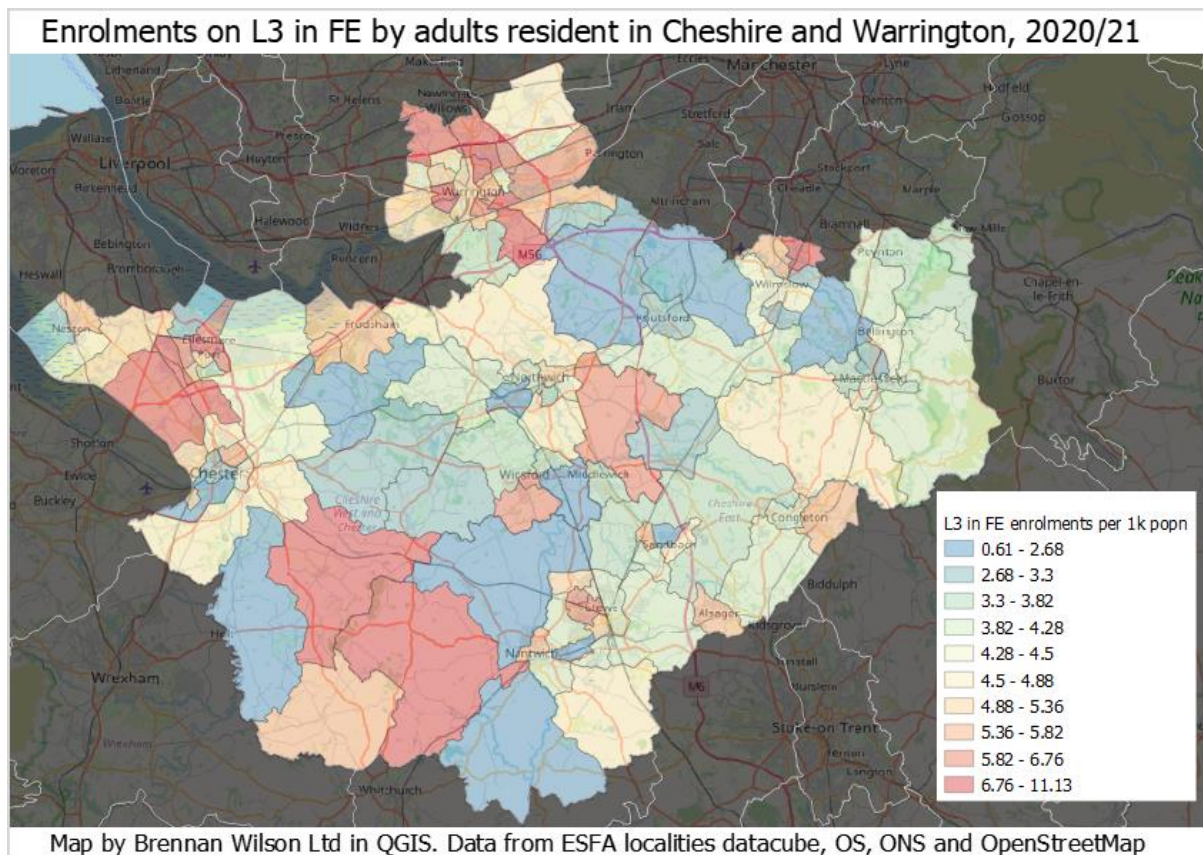
9. Learning at Level 3

This chapter of the report considers adult learning at Level 3 that is funded from the Adult Skills Budget (or that is not funded by the ESFA). It excludes learning that is funded through ESF or through Community Learning – this type of learning is considered separately in chapters 5 and 6 above. In the second half of the chapter, adult learning at Level 3 delivered through apprenticeships is considered.

9.1 Adult Learning at level 3 in FE

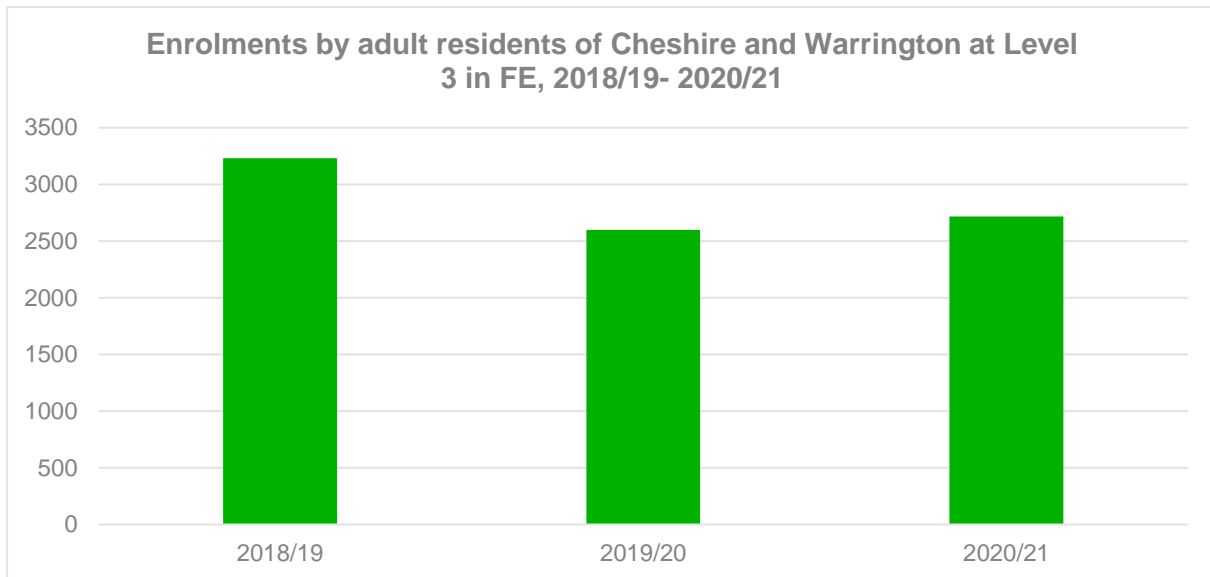
The wards with the highest proportion of the working age population enrolled on programmes in 2020/21 at Level 3 were:

- Grappenhall
- Saughall & Mollington
- Orford
- Tattenhall
- Poplars & Hulme
- Burtonwood & Winwick
- Central & Grange
- Great Sankey South
- Latchford East
- Ledsham & Manor



9.1.1 Enrolments at level 3 in FE

Enrolments by adults resident in Cheshire and Warrington on learning aims at Level 3 in FE declined by 16% between 2018/19 and 2020/21 (a decline of 513). This was a lower percentage decline than the overall decline in FE enrolments which was 34%.



Source: ESFA Localities datacube (residency)

9.1.2 Providers of learning at Level 3 in FE

In 2020/21, there were 119 providers responsible for delivering 2,718 enrolments to adults resident in Cheshire and Warrington on learning aims at Level 3, only 10 of these were delivered by a subcontractor. All the providers that delivered more than 70 learning aim enrolments in this year are set out in the table below. More than half of the total enrolments were delivered by four providers:

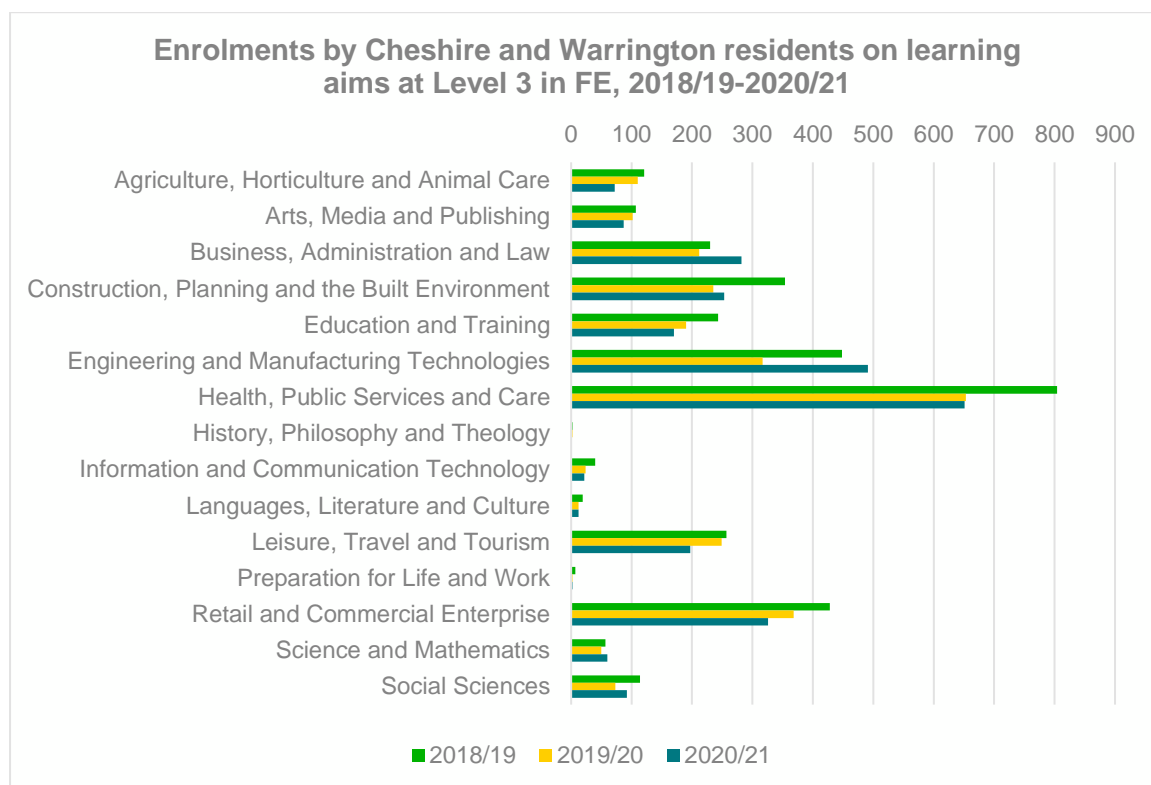
- Cheshire College South and West
- Warrington & Vale Royal College
- Blackpool and the Fylde College
- Macclesfield College

Enrolments (>70) by Cheshire and Warrington residents on L3 in FE, by provider, 2020/21	
Total	2718
Cheshire College South and West	530
Warrington & Vale Royal College	398
Blackpool and the Fylde College	332
Macclesfield College	169
The City of Liverpool College	93
LTE Group	92
Acacia Training Limited	87
Lifetime Training Group Limited	83
Reaseheath College	79
The Trafford College Group	70

Source: ESFA Localities datacube (residency)

9.1.3 Sector Subject Area of learning aims at Level 3

The SSAs with the highest number of learning aim enrolments at level 3 in 2020/21 were ‘Health, Public Services and Care’; ‘Engineering and Manufacturing Technologies’; and ‘Retail and Commercial Enterprise’. Whilst the period 2018/19-2020/21 saw an overall decline of 16% in enrolments at Level 3, this was not seen in every SSA. In particular, enrolments increased in ‘Business Administration and Law’ and in ‘Engineering and manufacturing Technologies’



Source: ESFA Localities datacube (residency)

9.1.4 Learning aims at Level 3

Reflecting the overall distribution of learning aims across SSAs (9.1.3 above) the learning aims with most enrolments were in a bespoke engineering programme and in Access to Health Professions.

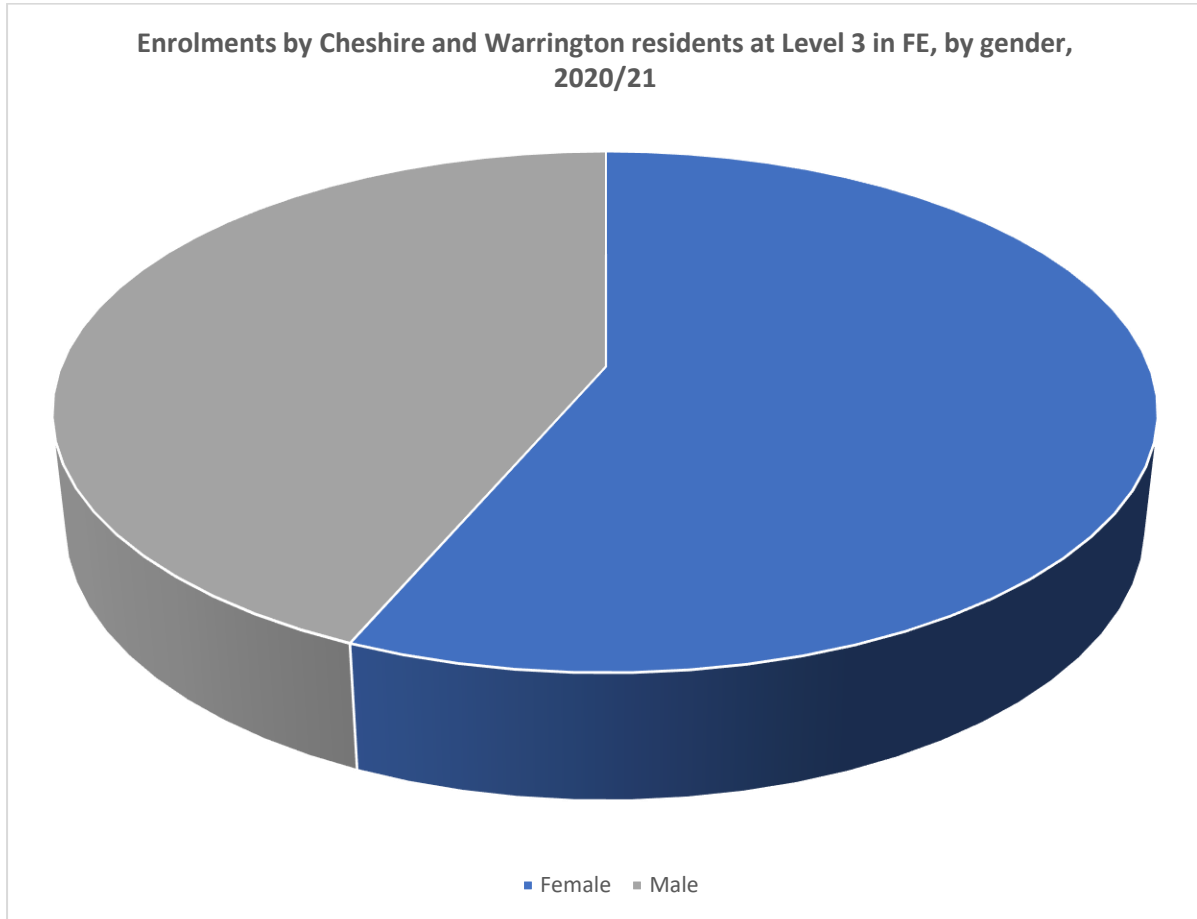
Enrolments (>50) by Cheshire and Warrington residents on L3 in FE, by learning aim, 2020/21	
Total	2718
Non regulated provision, Level 3, Engineering	355
Access to Higher Education Diploma: (Health Professionals)	144
Advanced Diploma in Accounting - Level 3	92
Diploma in Fitness Instructing and Personal Training	90
Non regulated provision, Level 3, Building and Construction	83
Diploma in Adult Care	75
Certificate in Counselling Skills	72
Certificate in Human Resources Practice	60
Certificate in Counselling Studies (RQF)	53

Diploma in Nail Technology	53
<i>Source: ESFA Localities datacube (residency)</i>	

9.1.5 Characteristics of Level 3 learners in FE

9.1.5.1 Gender

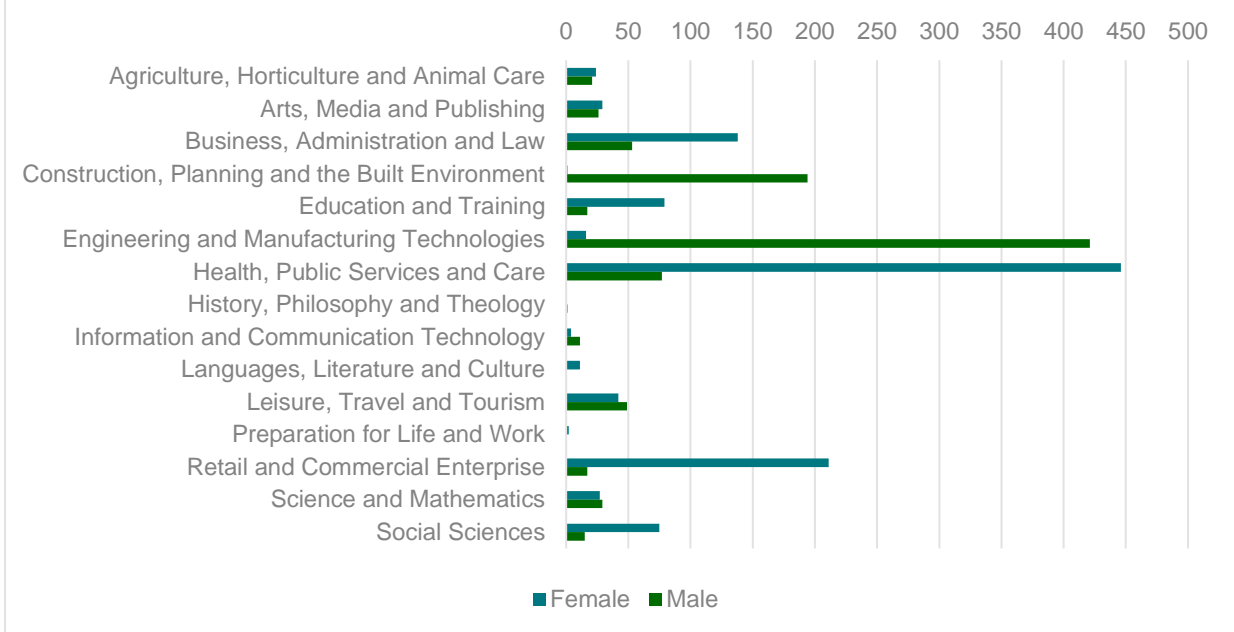
The gender of adults resident in Cheshire and Warrington that enrolled on learning aims in FE at Level 3 in 2020/21 was reasonably evenly split (female 56%/Male 44%).



Source: ESFA Localities datacube (residency)

The overall relatively even gender split for adult residents enrolled on Level 3 in FE disguises some significant gender disparities at the level of Sector Subject Area (SSA). 99.5% of enrolments in 'Construction, Planning and the Built Environment', and 96% of enrolments in 'Engineering and Manufacturing Technologies' were by males. Conversely 93% of enrolments in 'Retail and Commercial Enterprise'; 86% of enrolments in Health, Public Services and Care'; 83% of enrolments in Social Sciences; 82% of enrolments in 'Education and Training'; and 72% of enrolments in 'Business, Administration and Law' were by females.

Enrolments on L3 learning aims in FE by adult residents of Cheshire and Warrington, by Gender, 2020/21

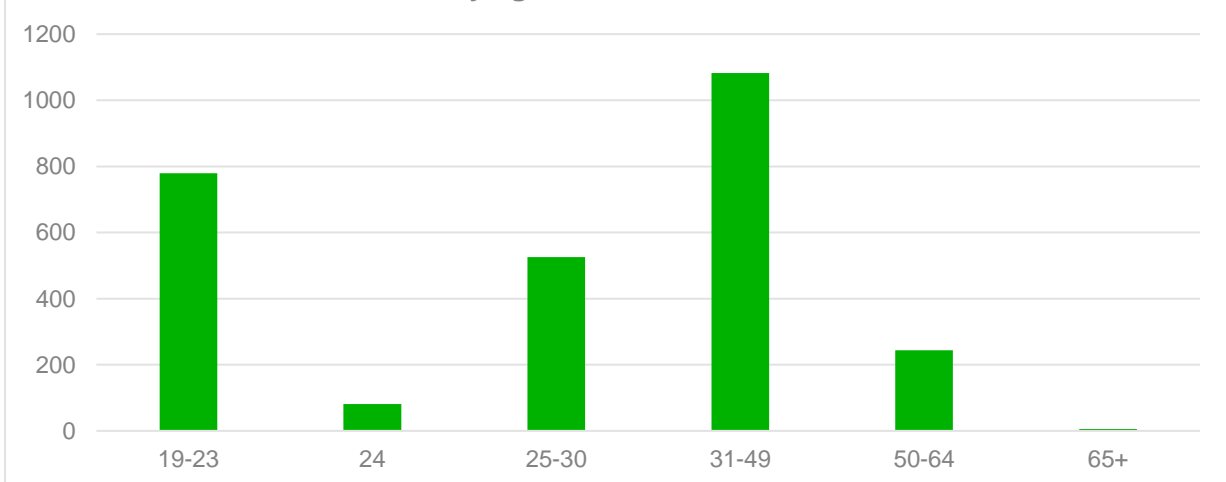


Source: ESFA Localities datacube (residency)

9.1.5.2 Age

The age profile of Cheshire and Warrington residents enrolled on learning aims at Level 3 in 2020/21 was younger than the overall profile of delivery for the Adult Skills Budget, with over half (51%) of enrolments coming from people aged below 30 compared to 36% for the Adult Skills Budget overall. A significant number of adults enrolled at level 3 were ‘accidental adults’ aged 19-23 infilling 16-18 provision.

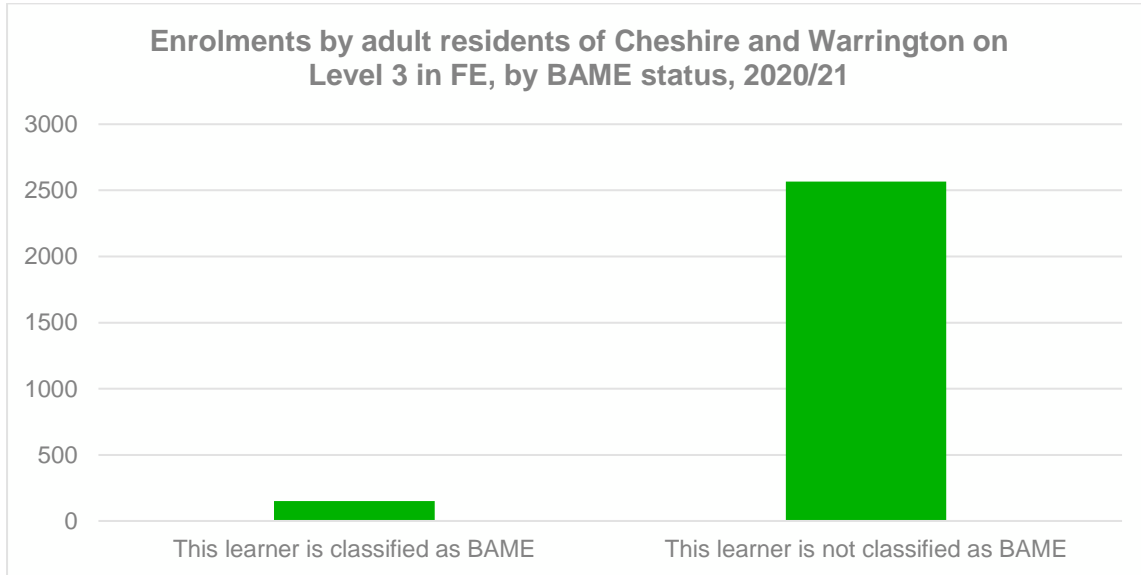
Enrolments by Cheshire and Warrington residents at level 3 in FE, by age, 2018/19-2020/21



Source: ESFA Localities datacube (residency)

9.1.5.3 BAME

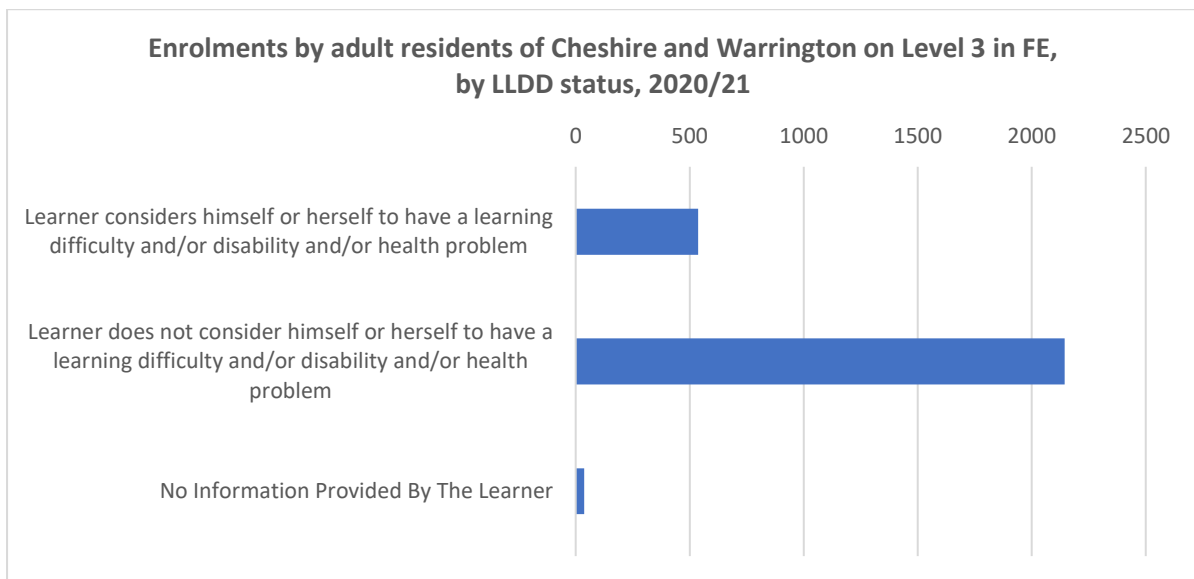
6% of learners identified themselves as being from a Black and Minority Ethnic (BAME) background, this is slightly lower than for all FE which was 10%. 2021 Census data by ethnicity is not currently available to benchmark these proportions against the wider population of Cheshire and Warrington.



Source: ESFA Localities datacube (residency)

9.1.5.4 LLDD

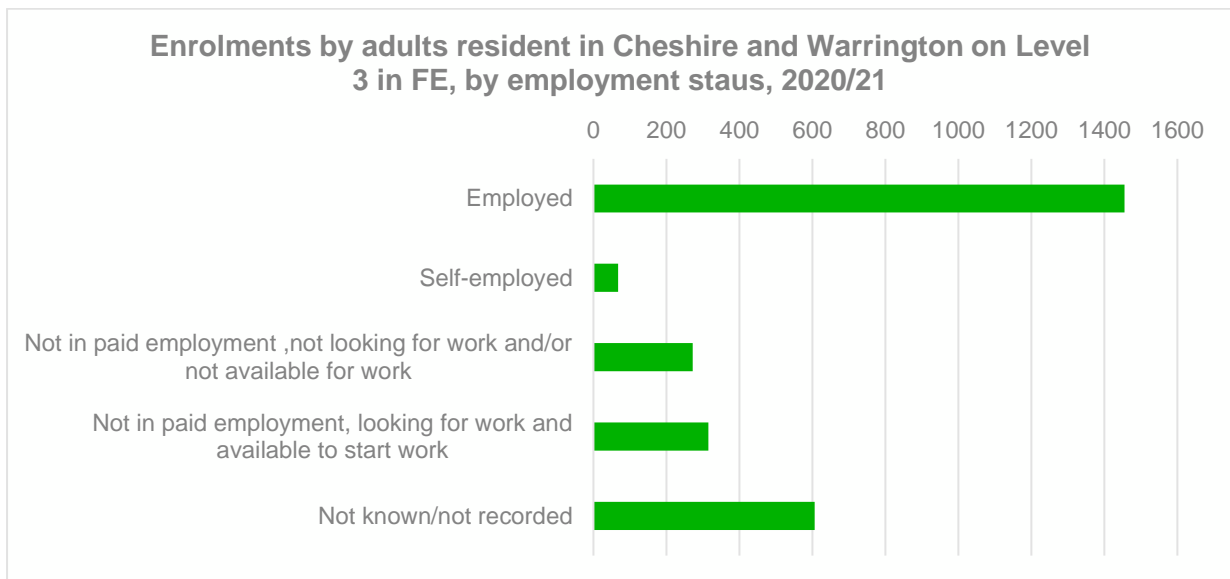
Learners that considered themselves to have a learning difficulty and/or disability and/or health problem accounted for 20% of all enrolments which is similar to the 22% as reported for all FE enrolments.



Source: ESFA Localities datacube (residency)

9.1.5.5 Employment status on first day of learning

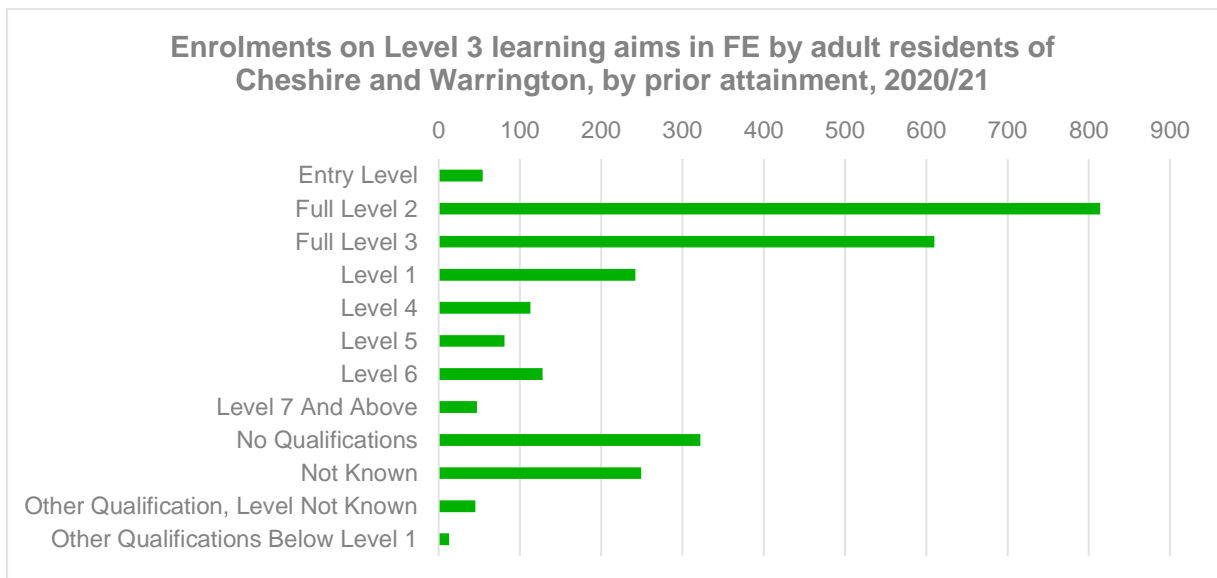
The numbers of enrolments at Level 3 in FE that were that were employed or self-employed learners (1523) were almost three times the numbers by those not in paid employment (587).



Source: ESFA Localities datacube (residency)

9.1.5.6 Prior attainment

Over half of enrolments at Level 3 in FE by adults resident in Cheshire and Warrington (53%) were by those qualified below Level 3.

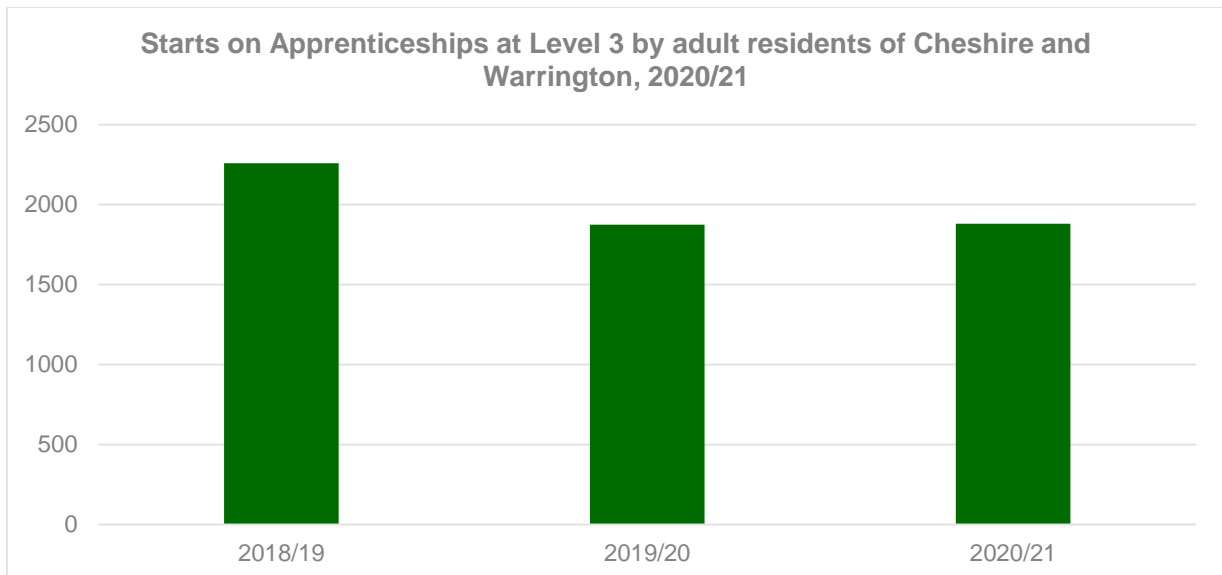


Source: ESFA Localities datacube (residency)

9.2 Adult apprenticeships at Level 3

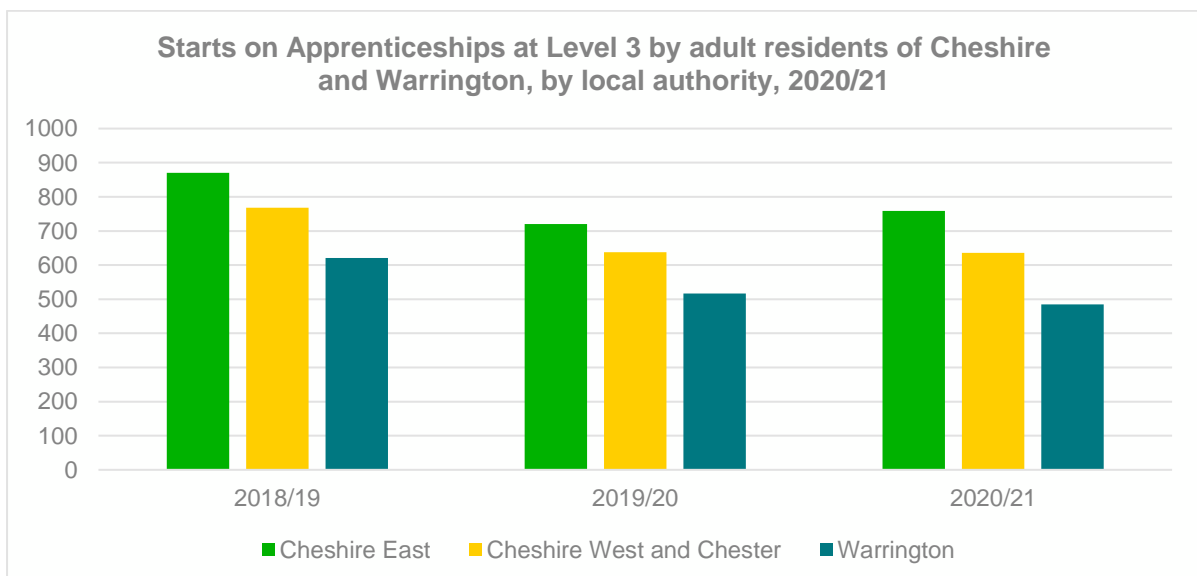
9.2.1 Starts on adult apprenticeships at Level 3

Starts on adult apprenticeships at Level 3 by residents of Cheshire and Warrington declined by almost a 17% between 2018/19 and 2020/21. This was similar to the 16% decline in enrolments in FE at Level 3 but significantly higher than the 6% decline for all apprenticeship starts in this period.



Source: ESFA Localities datacube (residency)

Whilst all three local authorities saw a decline in starts by adult residents on apprenticeships at Level 3 between 2018/19 and 2020/21, the rate of decline in Cheshire East (13%) was lower than for Cheshire West and Chester (17%) for Warrington (22%) in this time.



Source: ESFA Localities datacube (residency)

9.2.2 Apprenticeship providers at Level 3

There were 292 providers delivering 1880 starts on Level 3 apprenticeships by adults resident in Cheshire and Warrington in 2020/21. The 18 providers that delivered 20 or more starts in 2020/21 are listed in the table below.

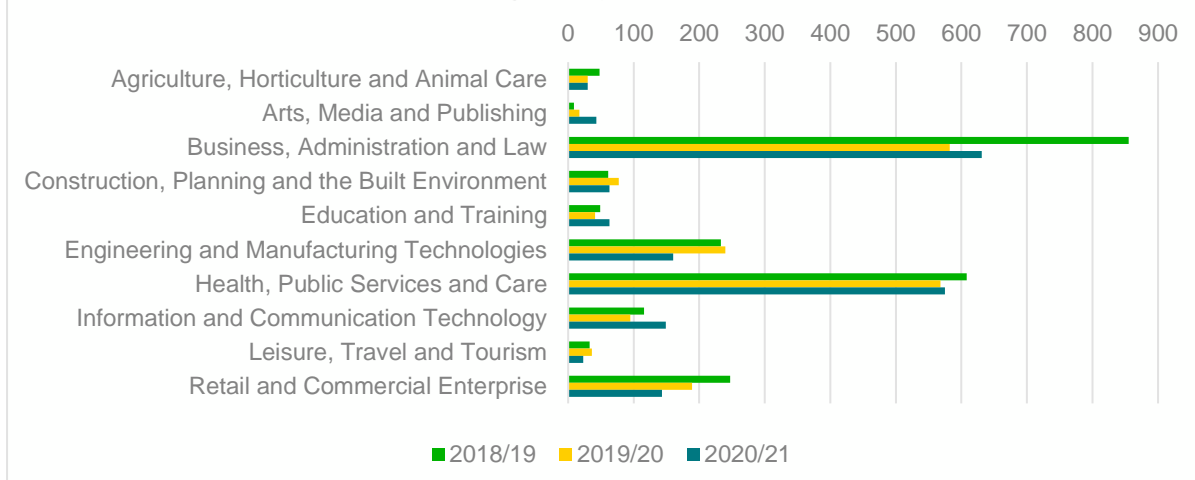
Apprenticeship starts at Level 3 (>20 in 2020/21) by adults resident in Cheshire and Warrington, by provider, 2018/19-2020/21			
	2018/19	2019/20	2020/21
Total	2259	1875	1880
Total People Limited	198	160	146
Lifetime Training Group Limited	153	102	85
Warrington & Vale Royal College	99	77	64
Macclesfield College	74	57	62
Learning Curve Group Limited	5	7	58
Babington Business College Limited	38	23	57
Cheshire College South and West	98	97	52
Corndel Limited	18	29	43
Realise Learning and Employment Limited	27	20	39
Babcock Training Limited	81	34	36
Acorn Training Ltd	7	7	29
Impact Futures Training Limited	12	15	26
Paragon Education & Skills Limited	26	5	26
Apprentify Limited	1	4	24
GP Strategies Training Limited	50	52	24
Riverside College	6	18	21
Capita Plc	46	41	20
Wirral Metropolitan College	15	8	20
Source: ESFA Localities datacube (residency)			

9.2.3 Sector Subject Area of Apprenticeships at Level 3

In 2020/21 the two SSAs with the highest number of starts on apprenticeships at Level 2 by adults resident in Cheshire and Warrington were 'Health, Public Services and Care' (which was the SSA with the highest volume of FE L3 enrolments in 2020/21) and 'Business, Administration and Law'.

The overall decline in starts between 2018/19 and 2020/21 was not uniformly mirrored across SSAs, with increases recorded for 'Arts, Media and Publishing', 'Education and Training', and 'Information and Communication Technology'.

Apprenticeship starts at Level 3 by adult residents of Cheshire and Warrington, by SSA, 2020/21



Source: ESFA Localities datacube (residency)

9.2.4 Starts on Apprenticeship Standards

The table below sets out the volume of starts on all Level 3 apprenticeship standards which saw more than 20 adults resident in Cheshire and Warrington start in 2020/21. 18 standards achieved this threshold. Approximately half of all such starts were in four standards:-

- Team Leader or Supervisor
- Lead Adult Care Worker
- Early Years Educator
- Business Administrator

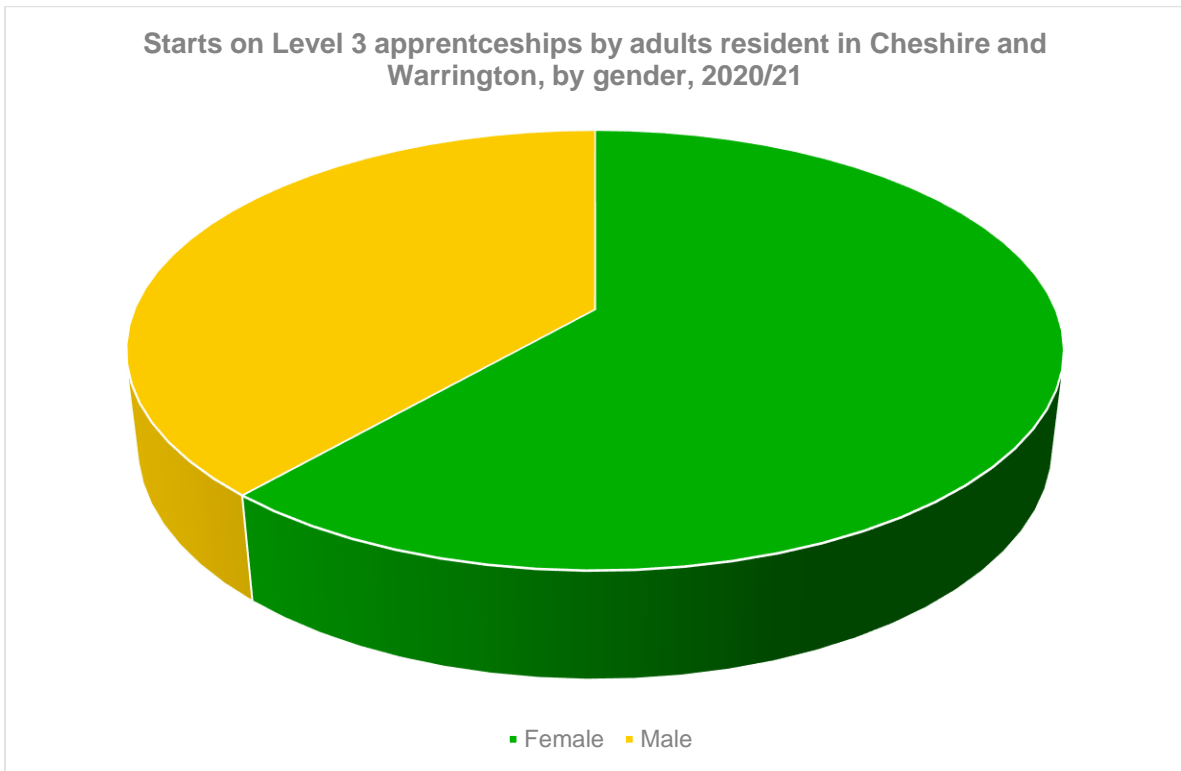
Starts on Apprenticeship standards at Level 3 (>20) by adults resident in Cheshire and Warrington, 2020/21	
Total	1880
Team Leader or Supervisor	334
Lead Adult Care Worker	269
Early Years Educator	171
Business Administrator	156
Customer Service Specialist	60
Digital Marketer	59
Assistant Accountant	44
Teaching Assistant	44
Installation Electrician and Maintenance Electrician	40
Junior Content Producer	37
Infrastructure Technician	36
Dental Nurse (integrated)	31
HR Support	29
Hospitality Supervisor	24
Senior Healthcare Support Worker	23

Pharmacy Technician (integrated)	22
Retail Team Leader	21
IT Technical Salesperson	20
Source: ESFA Localities datacube (residency)	

9.2.5 Characteristics of adults starting on Level 3 apprenticeships.

9.2.5.1 Gender

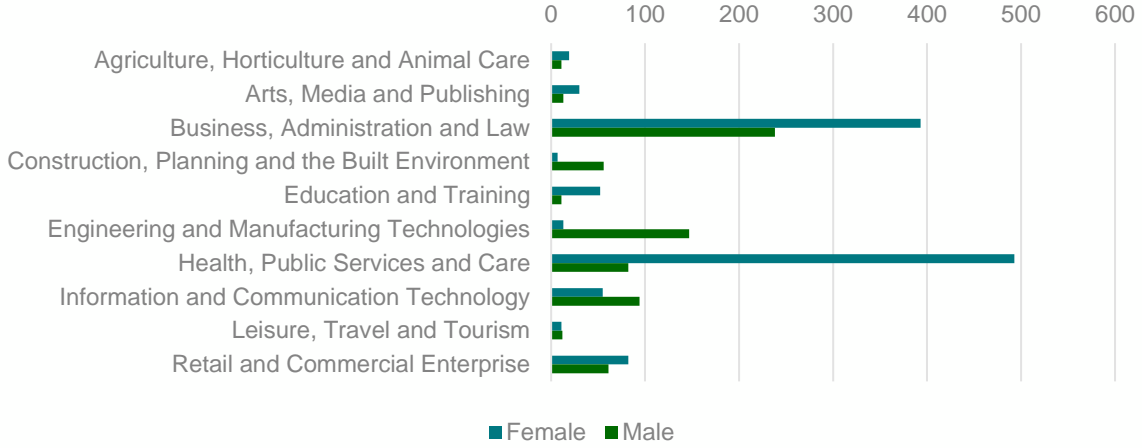
There were more starts on apprenticeships at Level 3 by females aged 19+ resident in Cheshire and Warrington in 2020/21 than there were by males. Females accounted for 61% of starts. This compares with 58% of all apprenticeship starts by adults resident in Cheshire and Warrington being by females



Source: ESFA Localities datacube (residency)

Apprenticeship starts at Level 3 by adults resident in Cheshire and Warrington show significant gender disparities. For example, 86% of the apprenticeship starts in 'Health, Public Service and Care' (which was the SSA with the largest number of starts), were by females. Similarly, over 60% of the starts in 'Business, Administration and Law' and over 80% of starts in 'Education and Training' were by females. Conversely, 92% of the starts in 'Engineering and Manufacturing Technologies'; 89% of the starts in 'Construction, Planning and the Built Environment'; and 63% of the starts in 'Information and Communication Technology' were by males.

Starts on Level 3 apprenticeships by adults resident in Cheshire and Warrington, by gender and SSA, 2020/21

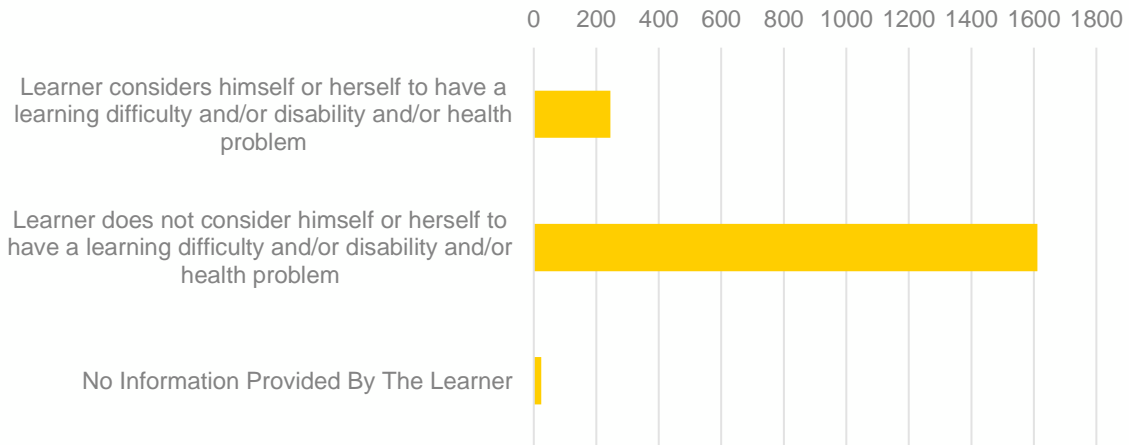


Source: ESFA Localities datacube (residency)

9.2.5.2 LLDD

The proportion of adult residents of Cheshire and Warrington that started a Level 3 apprenticeship that considered themselves to have a learning difficulty and/or disability and/or health problem was 13%. This was slightly higher than the proportion for all apprentices but lower than the 20% of adults that enrolled on a Level 2 in FE.

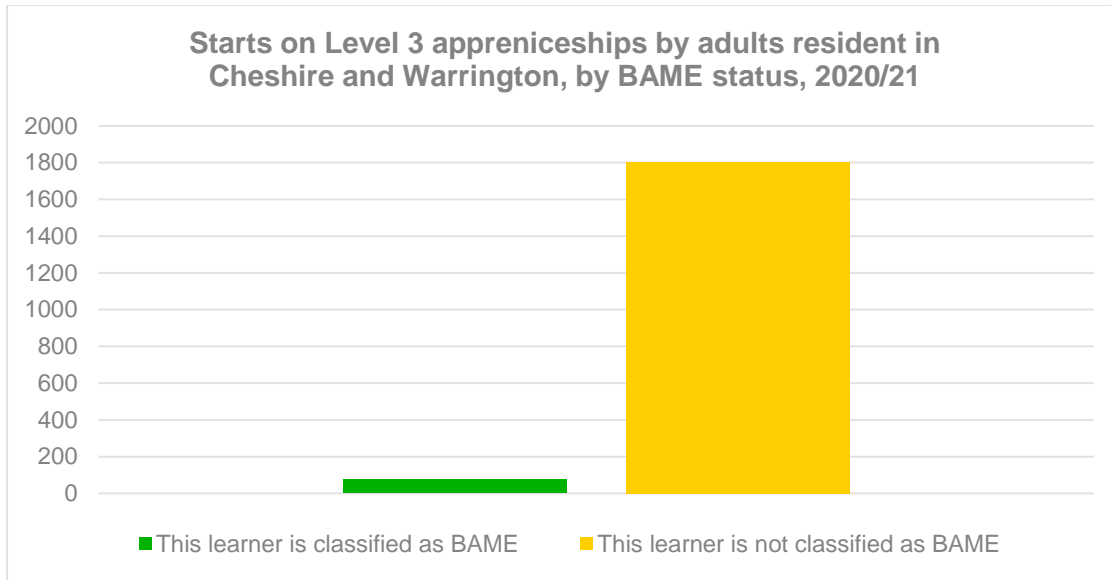
Starts on Level 3 apprenticeships by adults resident in Cheshire and Warrington, by LLDD status, 2020/21



Source: ESFA Localities datacube (residency)

9.2.5.3 BAME

4% of learners identified themselves as being from a Black and Minority Ethnic (BAME) background, this is slightly lower than for FE enrolments at Level 3 which was 6% and very slightly lower than for all apprenticeships which was 5%. 2021 Census data by ethnicity is not currently available to benchmark this proportion against the wider population of Cheshire and Warrington.

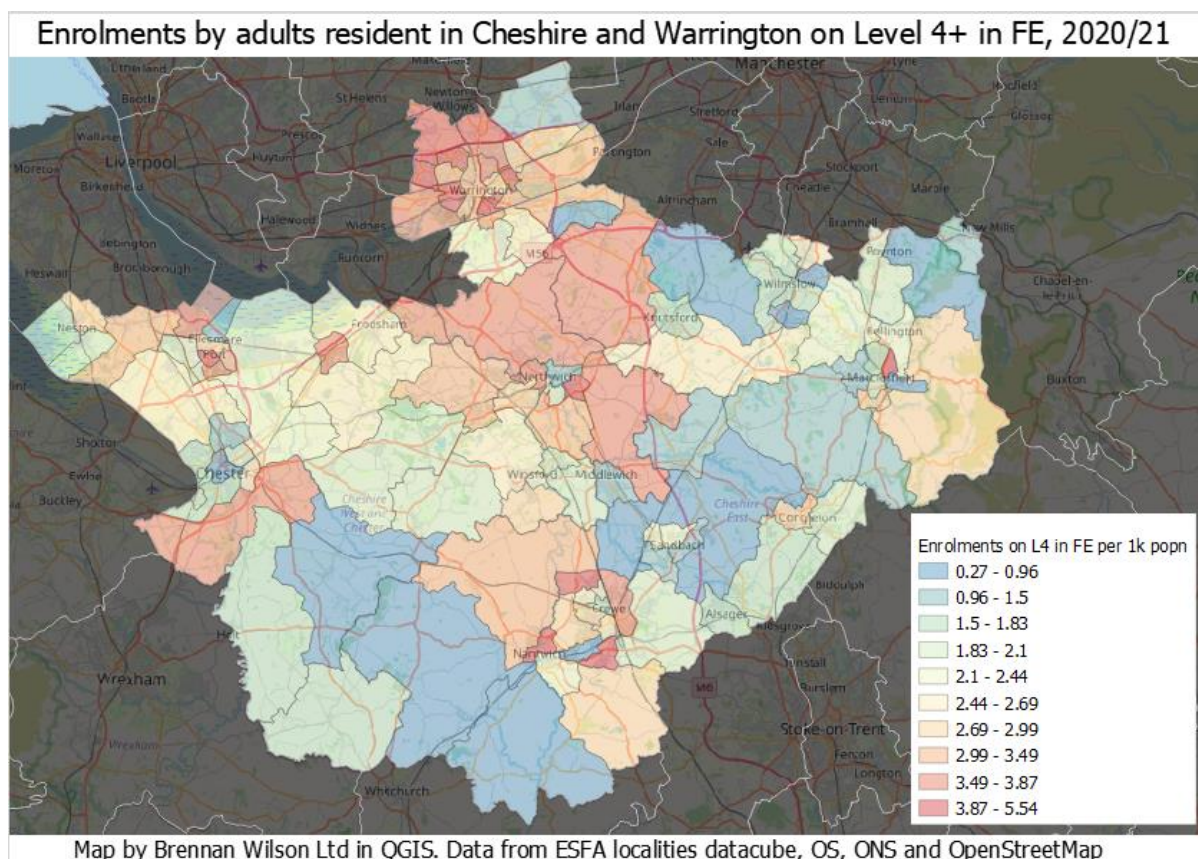


10. Learning at level 4+

10.1 Learning at Level 4+ in FE.

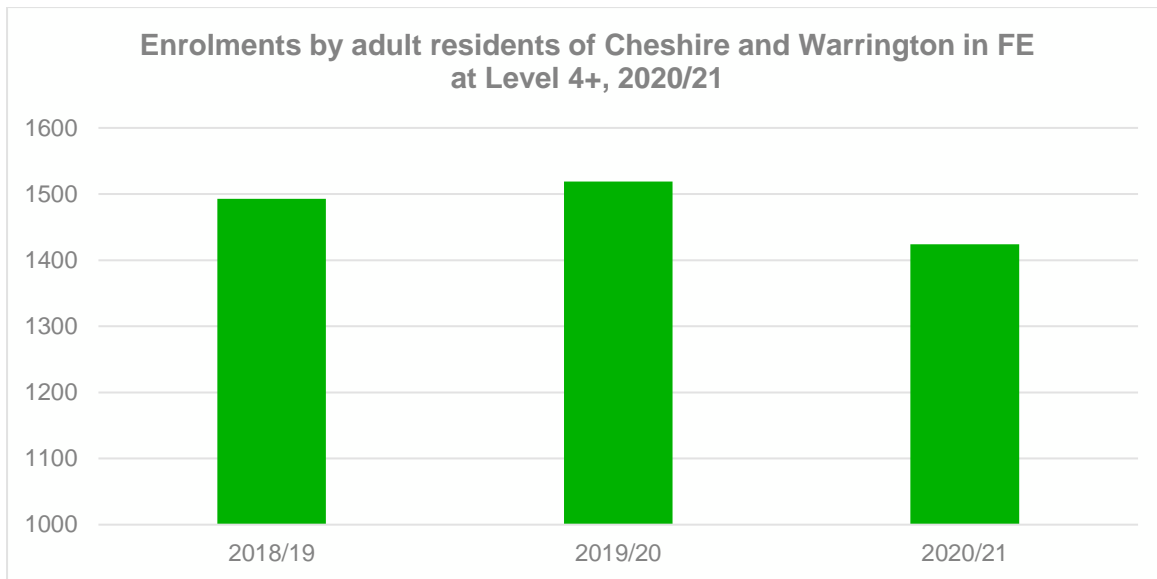
The wards with the highest proportion of the working age population enrolled on programmes at Level 4+ are:

- Latchford West
- Great Sankey South
- Poulton South
- Great Sankey North & Whittle Hall
- Leighton
- Westbrook
- Rudheath
- Burtonwood & Winwick
- Shavington
- Whitby Park



10.1.1 Enrolments at Level 4+ in FE

Enrolments by adults resident in Cheshire and Warrington on learning aims at Level 4+ in FE declined by 5% between 2018/19 and 2020/21 (a decline of 69). This was a significantly lower percentage decline than the overall decline in FE enrolments which was 34%.



Source: ESFA Localities datacube (residency)

10.1.2 Providers of learning at Level 4+ in FE

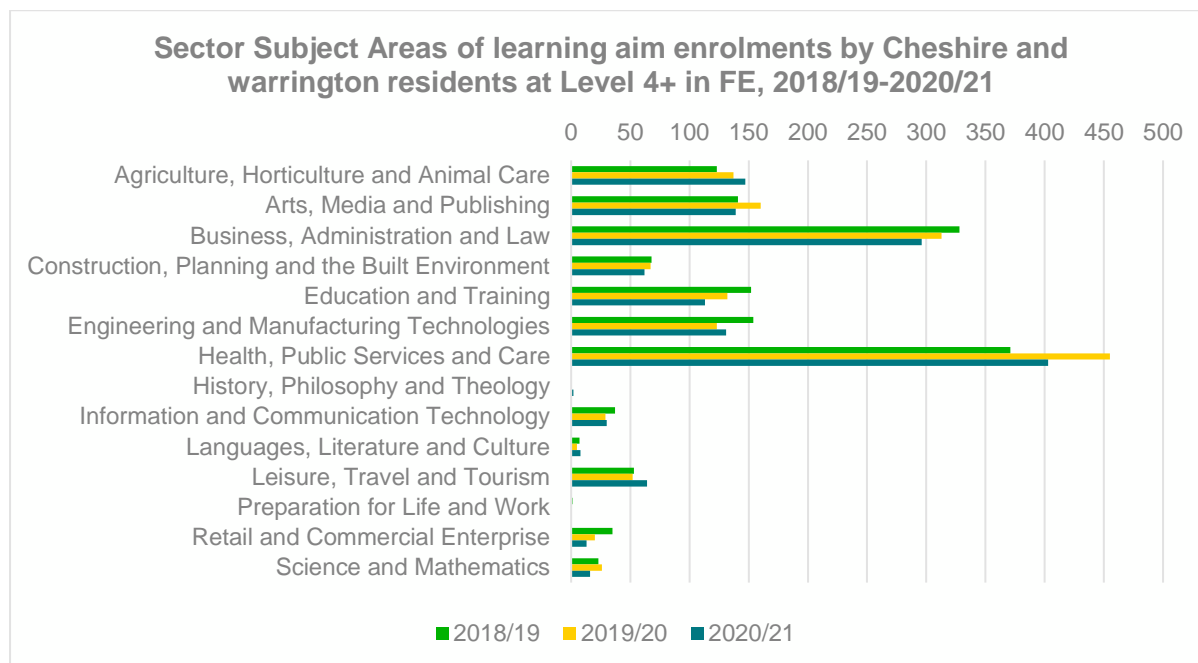
In 2020/21, there were 82 providers responsible for delivering 1,424 enrolments to adults resident in Cheshire and Warrington on learning aims at level 4+. All the providers that delivered more than 20 learning aim enrolments in this year are set out in the table below. Enrolments at Cheshire College South and West, Warrington & Vale Royal College, Reaseheath College and the LTE group accounted for over half (58%) of all enrolments. Subcontracting volumes were very low.

Enrolments (>20) on L4+ learning aims, by provider, 2020/21	
Total	1424
Cheshire College South and West	283
Warrington & Vale Royal College	248
Reaseheath College	157
LTE Group	133
Riverside College	72
Macclesfield College	68
St Helens College	60
The Trafford College Group	50
Wirral Metropolitan College	30
Preston College	25
DN Colleges Group	23
The City of Liverpool College	23
Myerscough College	20

Source: ESFA Localities datacube (residency)

10.1.3 Sector Subject Area of enrolments at Level 4+ in FE

Only enrolments in ‘Health, Public Services and Care’ and in ‘Business, Administration and Law’ exceeded 250 in 2020/21.



Source: ESFA Localities datacube (residency)

10.1.4 Learning aims at Level 4+ in FE

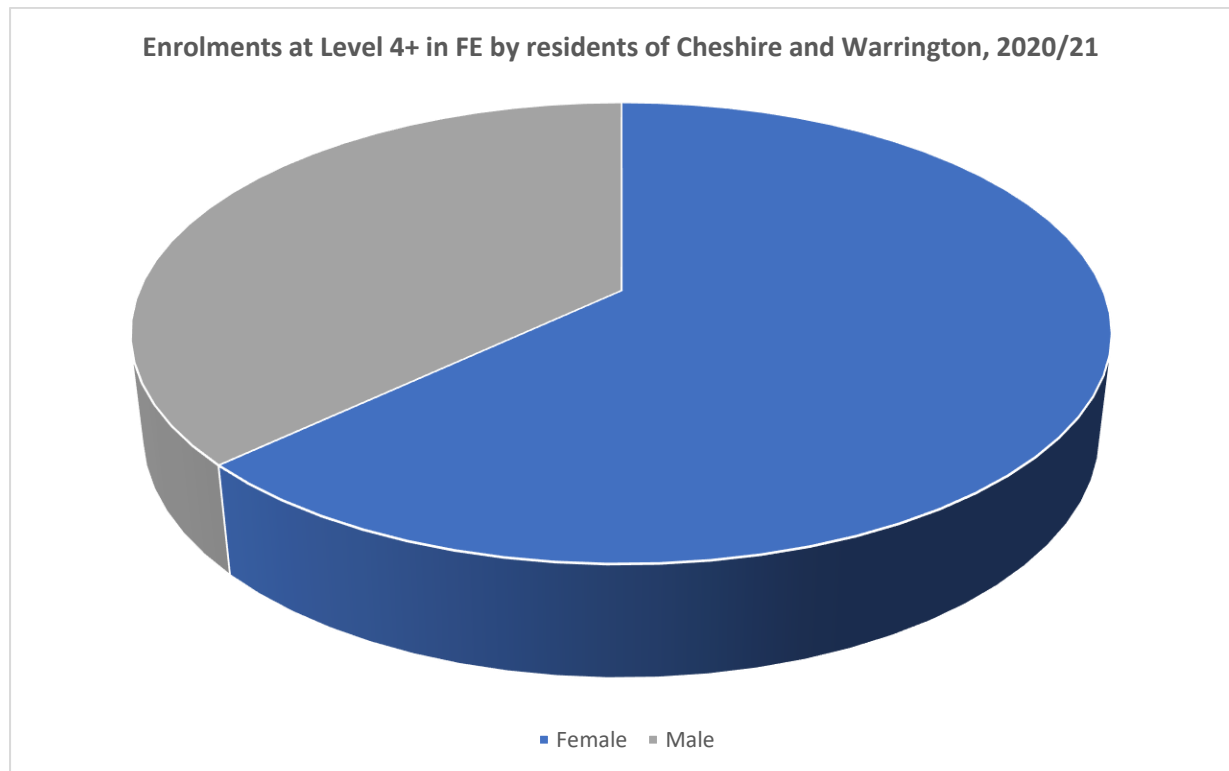
The learning aims with the highest number of enrolments by residents of Cheshire and Warrington in 2020/21 were across a range of Sector Subject Areas. In total, there were 203 enrolments related to “Counselling”, 14% of all enrolments.

Learning aim enrolments (>20) at level 4+ in FE by residents of Cheshire and Warrington, 2020/21	
Total	1424
Diploma in Therapeutic Counselling	71
BTEC Higher National Certificate in Engineering	63
Professional Diploma in Accounting - Level 4	46
Diploma in Therapeutic Counselling (RQF)	45
Diploma in Human Resource Management	42
FdA in Children and Young People - Derby College	39
BSc (Hons) in Person Centred Counselling - South Cheshire College	37
Certificate in Human Resource Management	35
Diploma in Management and Leadership	25
Certificate in Sports Massage Therapy	24
BTEC Higher National Certificate in Business	20
BTEC Higher National Diploma in Business	20
BTEC Higher National Diploma in Engineering	20
Source: ESFA Localities datacube (residency)	

10.1.5 Characteristic of learners on level 4+ in FE

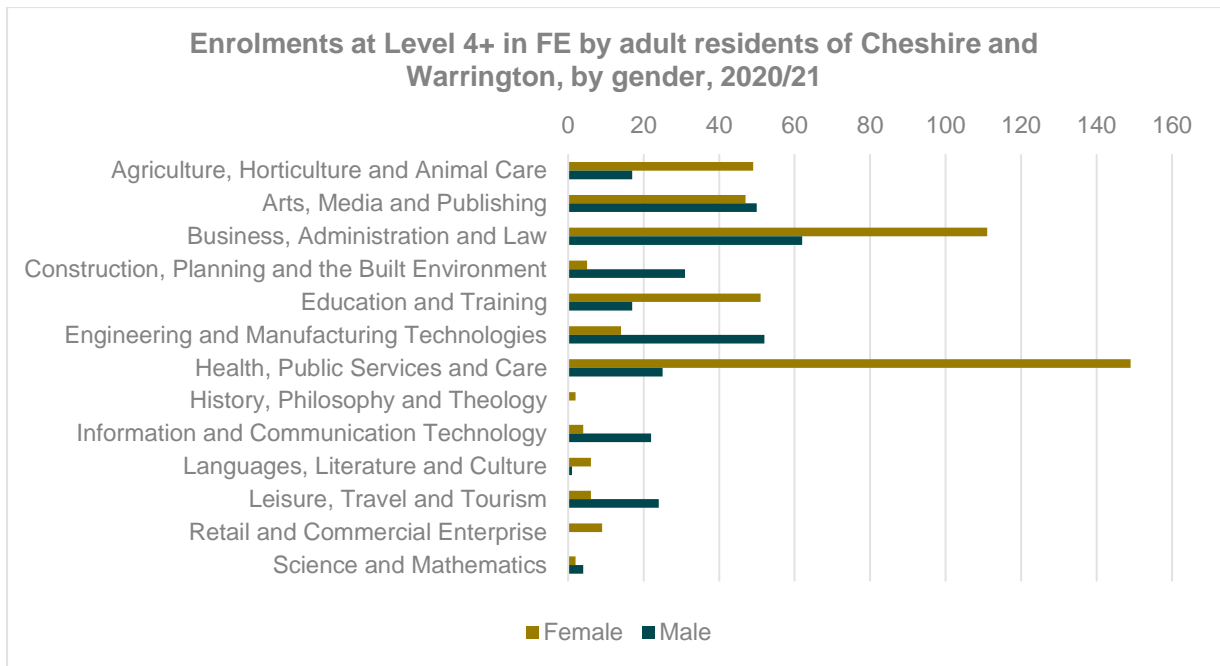
10.1.5.1 Gender

The gender of adults resident in Cheshire and Warrington that enrolled on learning aims in FE at Level 4+ in 2020/21 was skewed towards females – accounting for almost two thirds of the total (Female 63%/Male 37%).



Source: ESFA Localities datacube (residency)

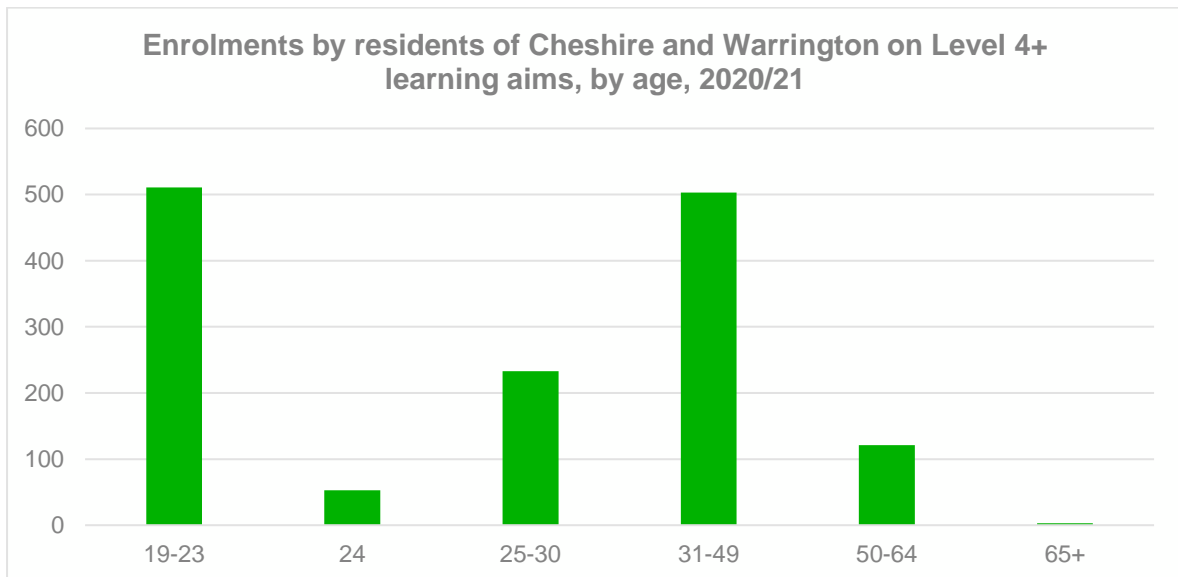
There are some significant gender disparities at the level of Sector Subject Area (SSA). 86% of enrolments in 'Construction, Planning and the Built Environment'; 79% of enrolments in 'Engineering and Manufacturing Technologies'; 85% of enrolments in 'Information and Communications Technology'; and 80% of enrolments in 'Leisure, Travel and Tourism' were by males. Conversely 100% of enrolments in 'Retail and Commercial Enterprise'; 86% of enrolments in 'Health, Public Services and Care'; 75% of enrolments in 'Education and Training'; and 74% of enrolments in 'Agriculture, Horticulture and Animal Care' were by females.



Source: ESFA Localities datacube (residency)

10.1.5.2 Age

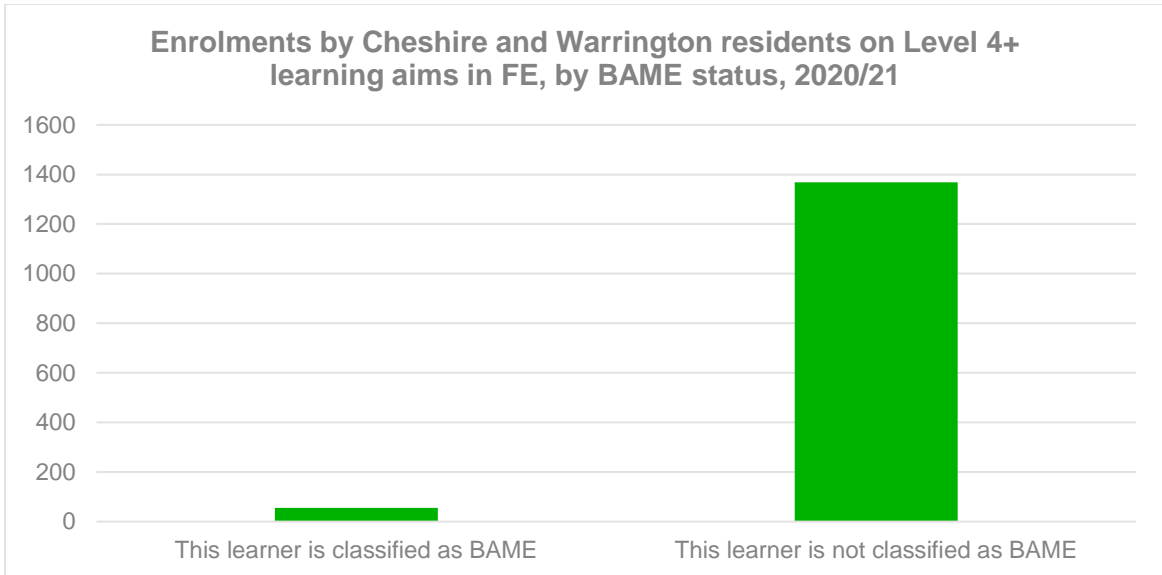
The age profile of Cheshire and Warrington residents enrolled on learning aims at Level 4+ in 2020/21 was younger than the overall profile of delivery for the Adult Skills Budget, with over half (56%) of enrolments coming from people aged below 30 compared to 36% for the Adult Skills Budget. 40% of all enrolments came from adults aged 24 and below.



Source: ESFA Localities datacube (residency)

10.1.5.3 BAME

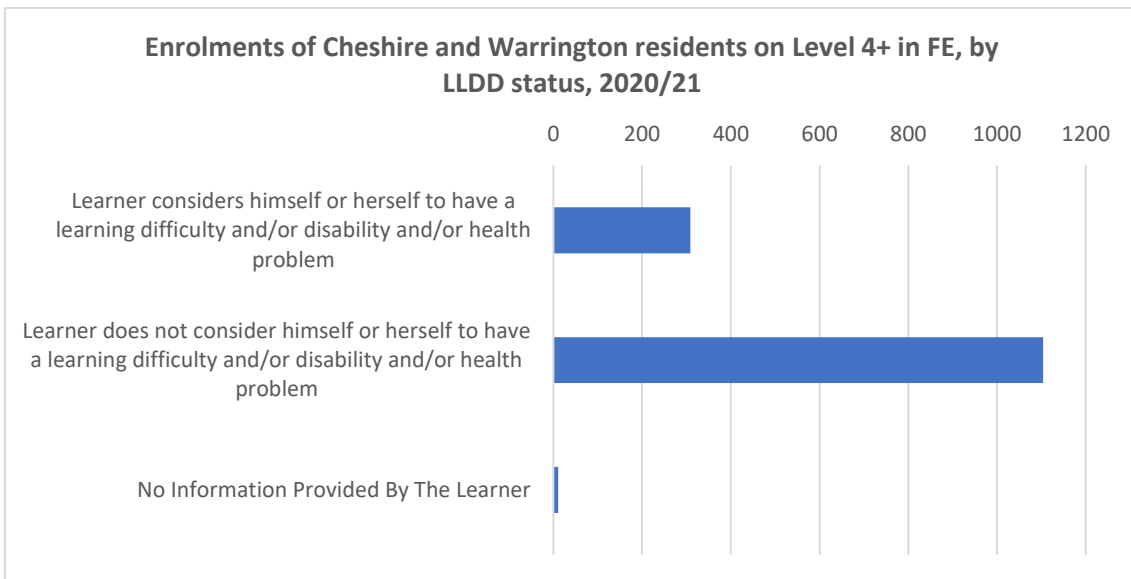
Only 4% of learners identified themselves as being from a Black and Minority Ethnic (BAME) background, this is lower than for all FE which was 10%. 2021 Census data by ethnicity is not currently available to benchmark this proportion against the wider population of Cheshire and Warrington.



Source: ESFA Localities datacube (residency)

10.1.5.4 LLDD

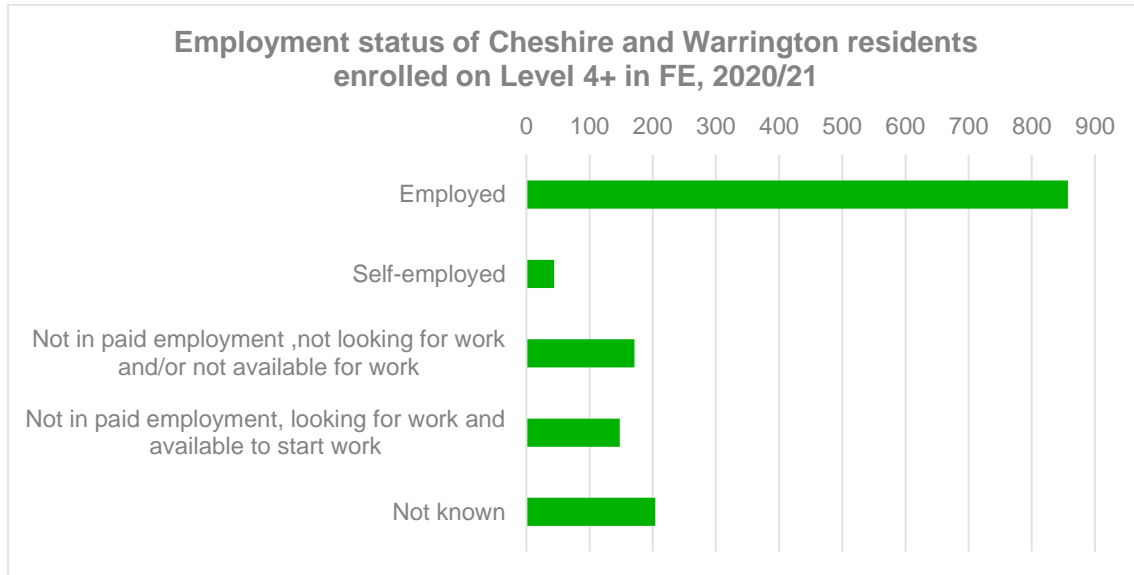
Learners that considered themselves to have a learning difficulty and/or disability and/or health problem accounted for 22% of all enrolments which is the same proportion as reported for all FE enrolments.



Source: ESFA Localities datacube (residency)

10.1.5.5 Employment status on first day of learning

Almost two thirds (63%) of Cheshire and Warrington residents that were enrolled on Level 4+ learning aims in FE in 2020/21 were employed or self-employed on the first day of learning.

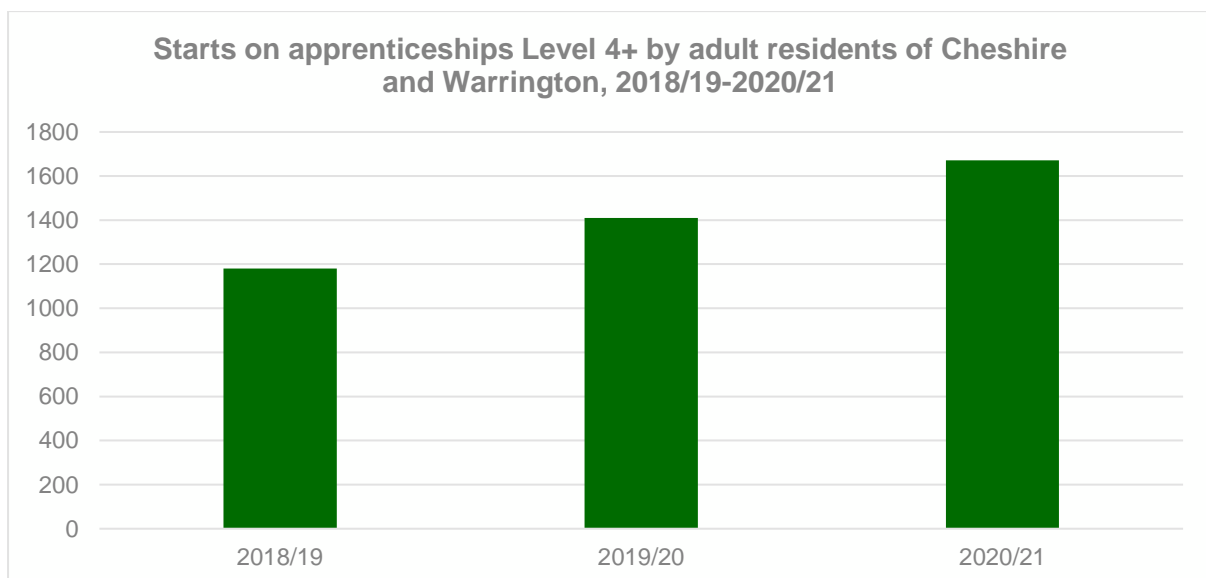


Source: ESFA Localities datacube (residency)

10.2 Adult apprenticeships at level 4+

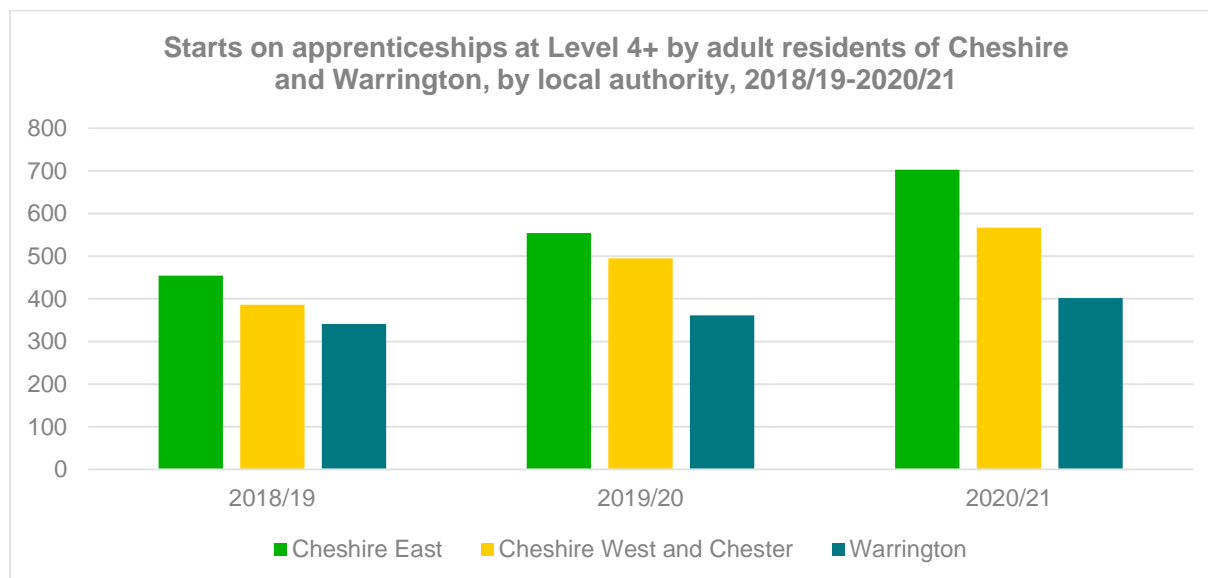
10.2.1 Apprenticeship starts at Level 4+

Starts on adult apprenticeships at Level 4+ by residents of Cheshire and Warrington increased by 42% between 2018/19 and 2020/21. This was in contrast to both a decline in enrolments in FE at level 4+ and an overall decline in adult apprenticeship starts of 6%.



Source: ESFA Localities datacube (residency)

All three local authorities saw an increase in starts by adult residents on apprenticeships at Level 4 between 2018/19 and 2020/21, the rate of increase in Cheshire East (55%) was much higher than for both Cheshire West and Chester (32%) and Warrington (15%) in this time.



Source: ESFA Localities datacube (residency)

10.2.2 Apprenticeship providers at Level 4+

In 2020/21, there were 265 providers delivering 1672 starts in apprenticeships at Level 4+ to adults resident in Cheshire and Warrington. The table below provides data for all providers that had more than 20 starts in 2020/21. The top three providers were Universities.

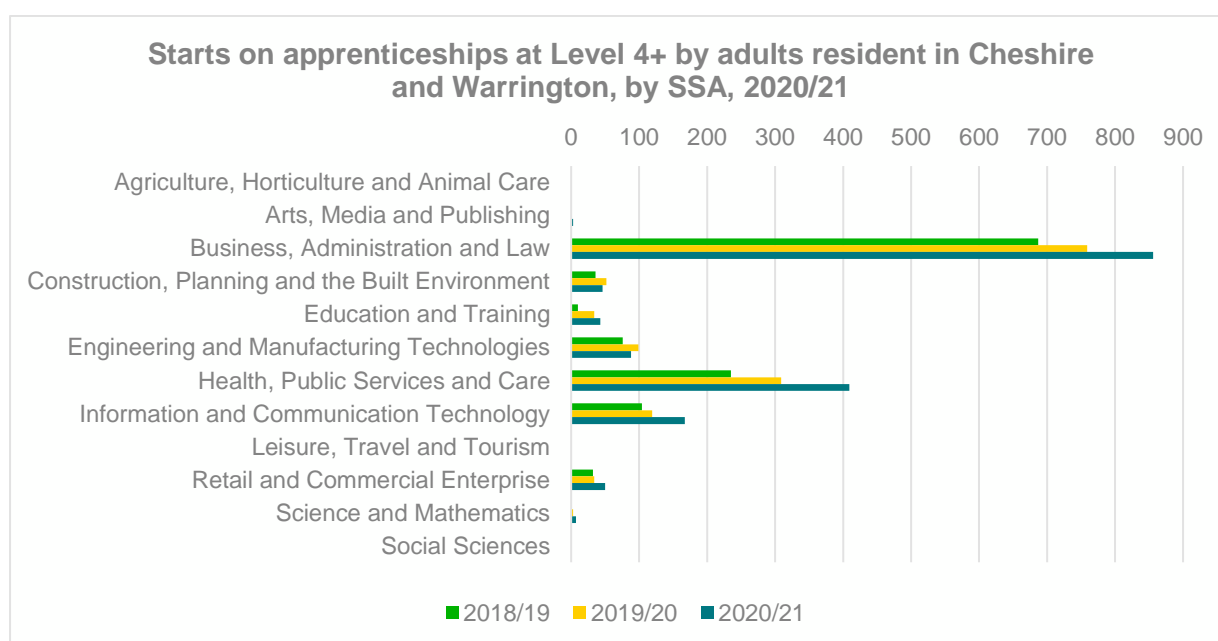
Starts on apprenticeships (>20 in 2020/21) at Level 4+ by Cheshire and Warrington residents, by provider, 2018/19-2020/21			
	2018/19	2019/20	2020/21
Total	1181	1410	1672
University Of Chester	43	100	100
Manchester Metropolitan University	62	99	99
Liverpool John Moores University	28	33	66
Kaplan Financial Limited	72	75	62
Corndel Limited	30	21	51
BPP Professional Education Limited	27	52	49
QA Limited	47	39	39
Total People Limited	42	46	39
Staffordshire University	20	28	32
Macclesfield College	20	17	28
Babington Business College Limited	6	14	27
Instep UK Limited	3	3	25
Learning Curve Group Limited	6	3	22

University Of Salford	15	16	22
Lifetime Training Group Limited	19	18	21
Acorn Training Ltd	2	11	20
Source: ESFA Localities datacube (residency)			

10.2.3 Sector Subject Area of Apprenticeships at Level 4+

In 2020/21 the two SSAs with the highest number of starts on apprenticeships at Level 4+ by adults resident in Cheshire and Warrington were 'Business, Administration and Law' and 'Health, Public Services and Care'. These accounted for more than three quarters (76%) of all starts. These were also the two highest SSAs for enrolments by adults in FE at Level 4+.

The overall increase in starts between 2018/19 and 2020/21 was experienced across all relevant SSAs.



Source: ESFA Localities datacube (residency)

10.2.4 Starts on Apprenticeship Standards

The table below sets out the volume of starts on all Level 4+ apprenticeship standards which saw more than 20 adults resident in Cheshire and Warrington start in 2020/21. These were across a broad range of occupational areas in 7 SSSAs.

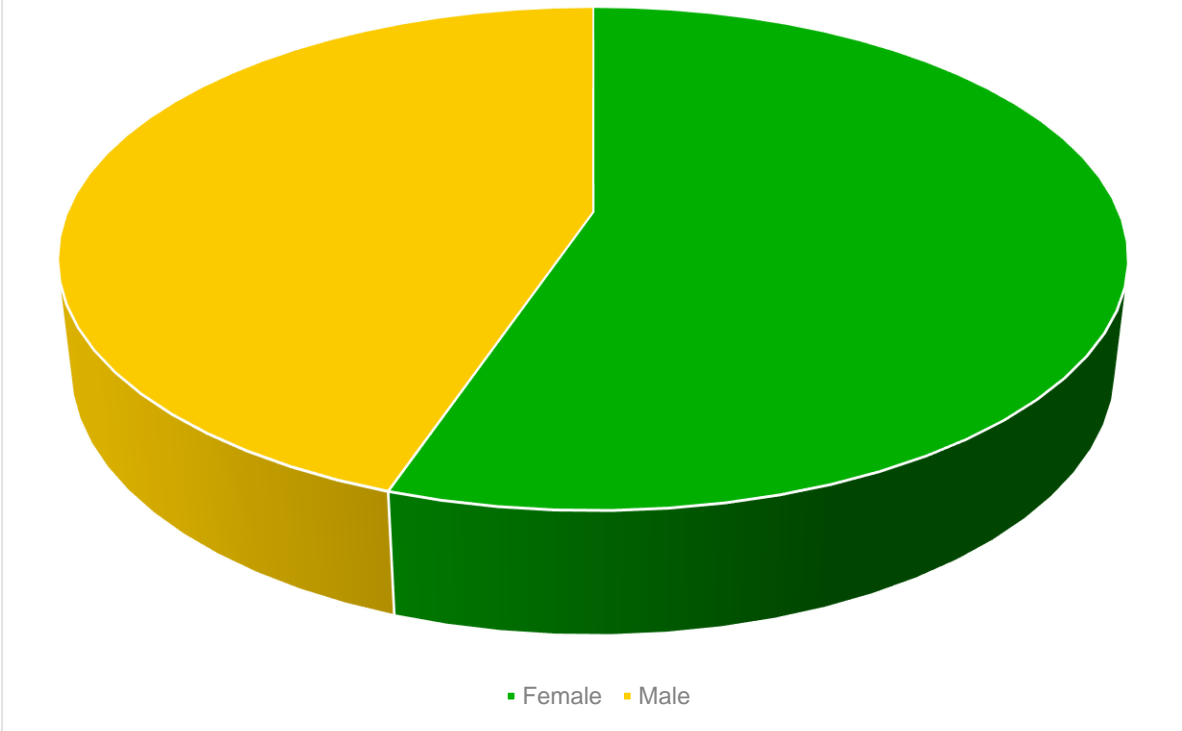
Starts on Apprenticeship standards at Level 4+ (>20) by adults resident in Cheshire and Warrington, 2020/21	
Total	1672
Operations or Departmental Manager	209
Senior Leader	151
Accountancy or Taxation Professional	113
Chartered Manager (degree)	76
Police Constable (integrated degree)	75
Data Analyst	66
Children, Young People and Families Practitioner	64
Associate Project Manager	57
Leader in Adult Care	49
HR Consultant Partner	42
Coaching Professional	41
Professional Accounting or Taxation Technician	36
Children, Young People and Families Manager	32
Digital and Technology Solutions Professional (integrated degree)	32
Nursing Associate (NMC 2018)	32
Advanced Clinical Practitioner (integrated degree)	31
Improvement Practitioner	26
Lead Practitioner in Adult Care	26
Software Developer	25
Sales Executive	23
Retail Manager	22
Social Worker (integrated degree)	22
Source: ESFA Localities datacube (residency)	

10.2.5 Characteristics of adults starting on Level 4+ apprenticeships.

10.2.5.1 Gender

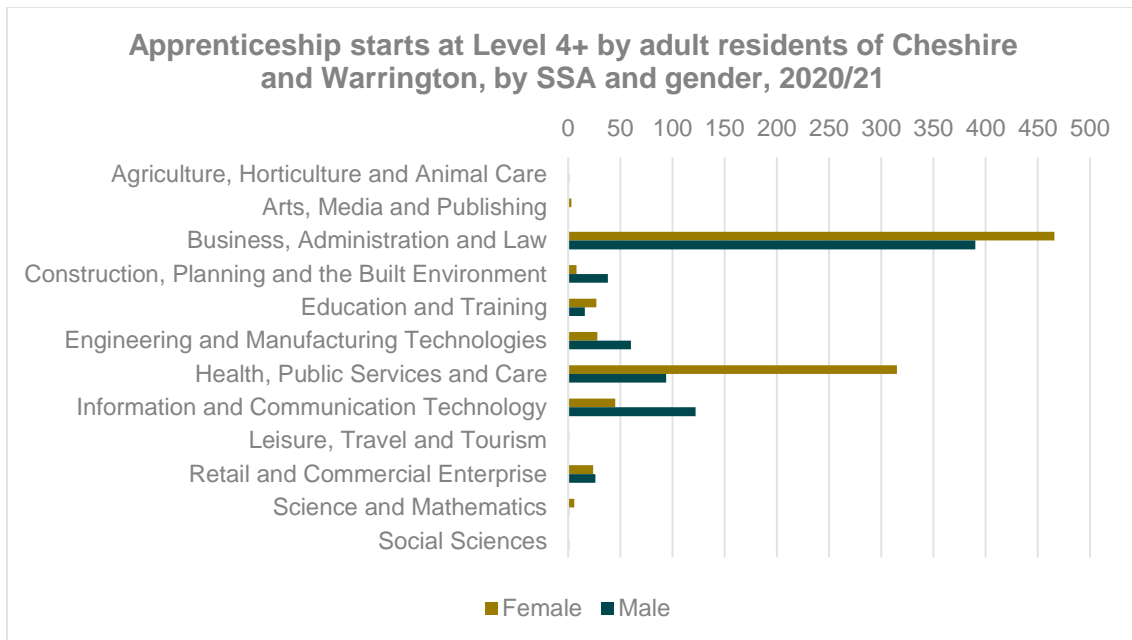
There were more starts on apprenticeships at Level 4+ by females aged 19+ resident in Cheshire and Warrington in 2020/21 than there were by males. Females accounted for 55% of starts. This compares with 58% of all apprenticeship starts by adults resident in Cheshire and Warrington being by females in this year.

Apprenticeship starts at Level 4+ by adult residents of Cheshire and Warrington, by gender, 2020/21



Source: ESFA Localities datacube (residency)

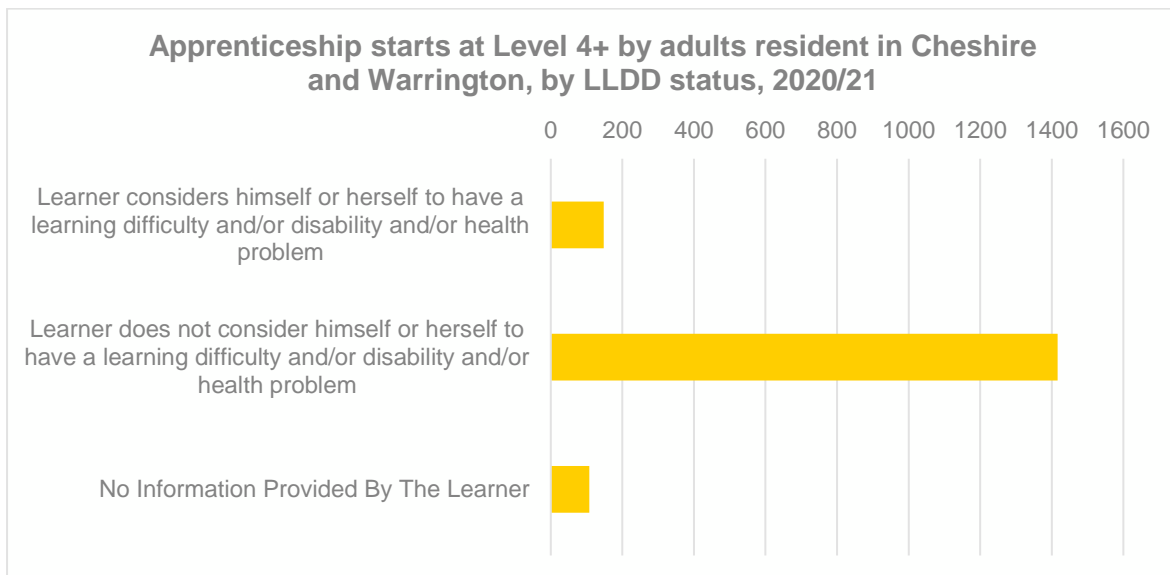
Apprenticeship starts at Level 4+ by adults resident in Cheshire and Warrington show significant gender disparities in in four SSAs. 77% of the apprenticeship starts in 'Health, Public Service and Care' were by females. Conversely, 83% of the starts in 'Construction, Planning and the Built Environment' and 73% of the starts in 'Information and Communication Technologies' were by males.



Source: ESFA Localities datacube (residency)

10.2.5.2 LLDD

The proportion of adult residents of Cheshire and Warrington that started a Level 4+ apprenticeship that considered themselves to have a learning difficulty and/or disability and/or health problem was 9%. This was slightly lower than the proportion for all apprentices (11%) but half the 22% that enrolled on a Level 4+ in FE.



Source: ESFA Localities datacube (residency)

10.2.5.3 BAME

5% of learners identified themselves as being from a Black and Minority Ethnic (BAME) background, this is slightly higher than for FE enrolments at level 4+ (4%) but the same proportion as for all

apprenticeships. 2021 Census data by ethnicity is not currently available to benchmark this proportion against the wider population of Cheshire and Warrington.

