

Report Builder

Lightcast Q2 2022 Data Set

March 2023

Parameters

Select Timeframe: Mar 2021 - Feb 2023

:

Description

Summary

Advertised Salary

Advertised Wage Trend

Regions

Skills

Certifications

Companies

Description

Occupations

Job Titles

Industries

Posting Sources

Skill Subcategories

Trends

Timeseries

City:

Description

Poynton, Cheshire East

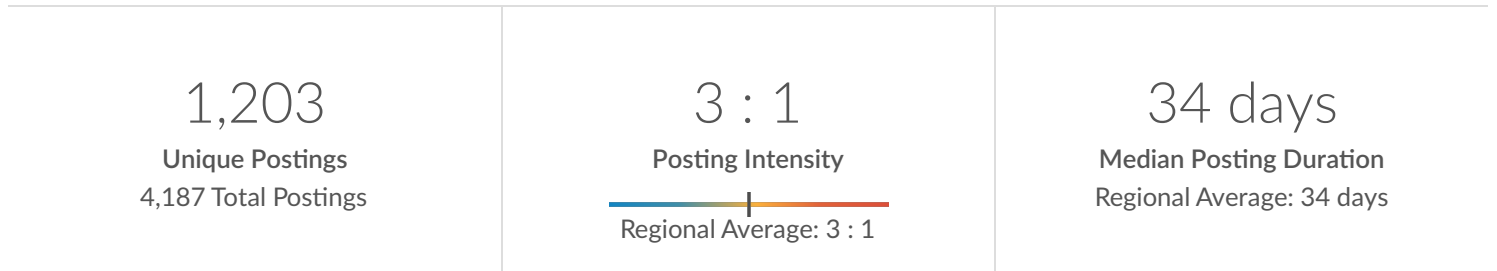
Minimum Experience Required: Any

Education Level: Any

Keyword Search:

Posting Type: Active Postings

Job Postings Summary



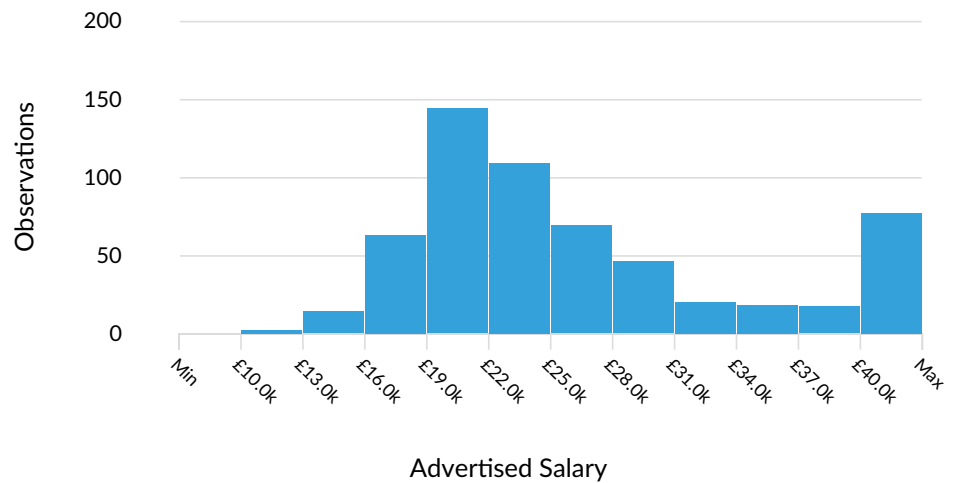
There were 4,187 total job postings for your selection from March 2021 to February 2023, of which 1,203 were unique. These numbers give us a Posting Intensity of 3-to-1, meaning that for every 3 postings there is 1 unique job posting.

This is close to the Posting Intensity for all other occupations and companies in the region (3-to-1), indicating that they are putting average effort toward hiring for this position.

Advertised Salary

There are 579 advertised salary observations (48% of the 1,203 matching postings).

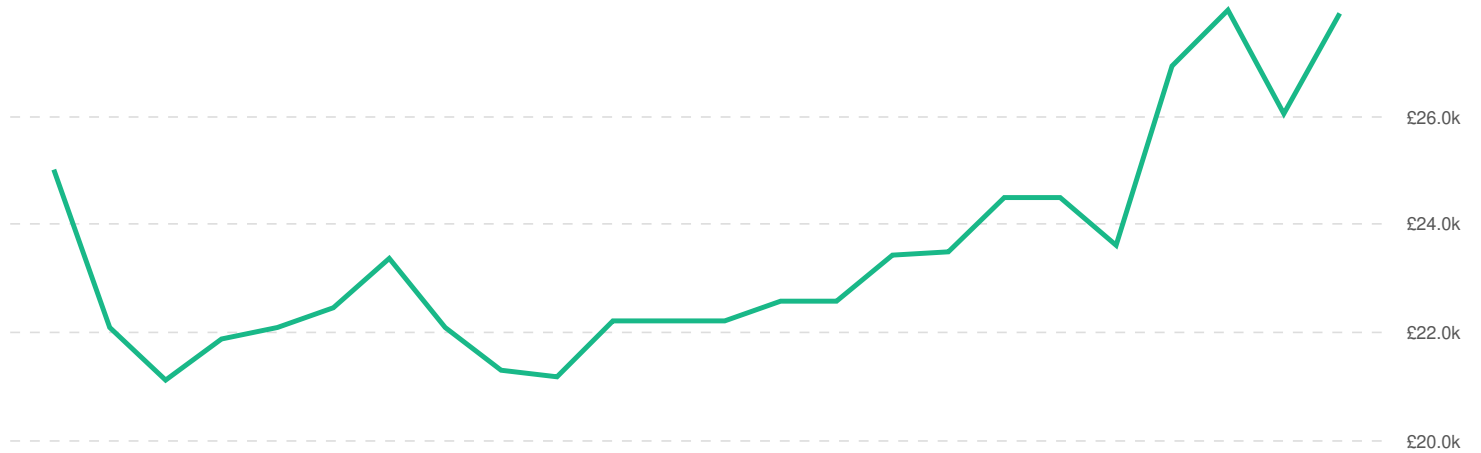
£23.6k
Median Advertised Salary



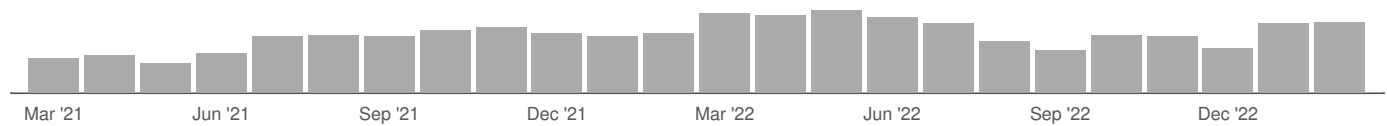
Advertised Wage Trend

▲ 11.5% Mar 2021 - Feb 2023

£23.6k Median



579 Job Postings




Top Cities Posting

City	Total/Unique (Mar 2021 - Feb 2023)	Posting Intensity	Median Posting Duration
Poynton, Cheshire East	4,187 / 1,203	3 : 1	34 days


Top Local Authorities Posting

Local Authority	Total/Unique (Mar 2021 - Feb 2023)	Posting Intensity	Median Posting Duration
Cheshire East	4,187 / 1,203	3 : 1	34 days


Top County/Unitary Authorities Posting

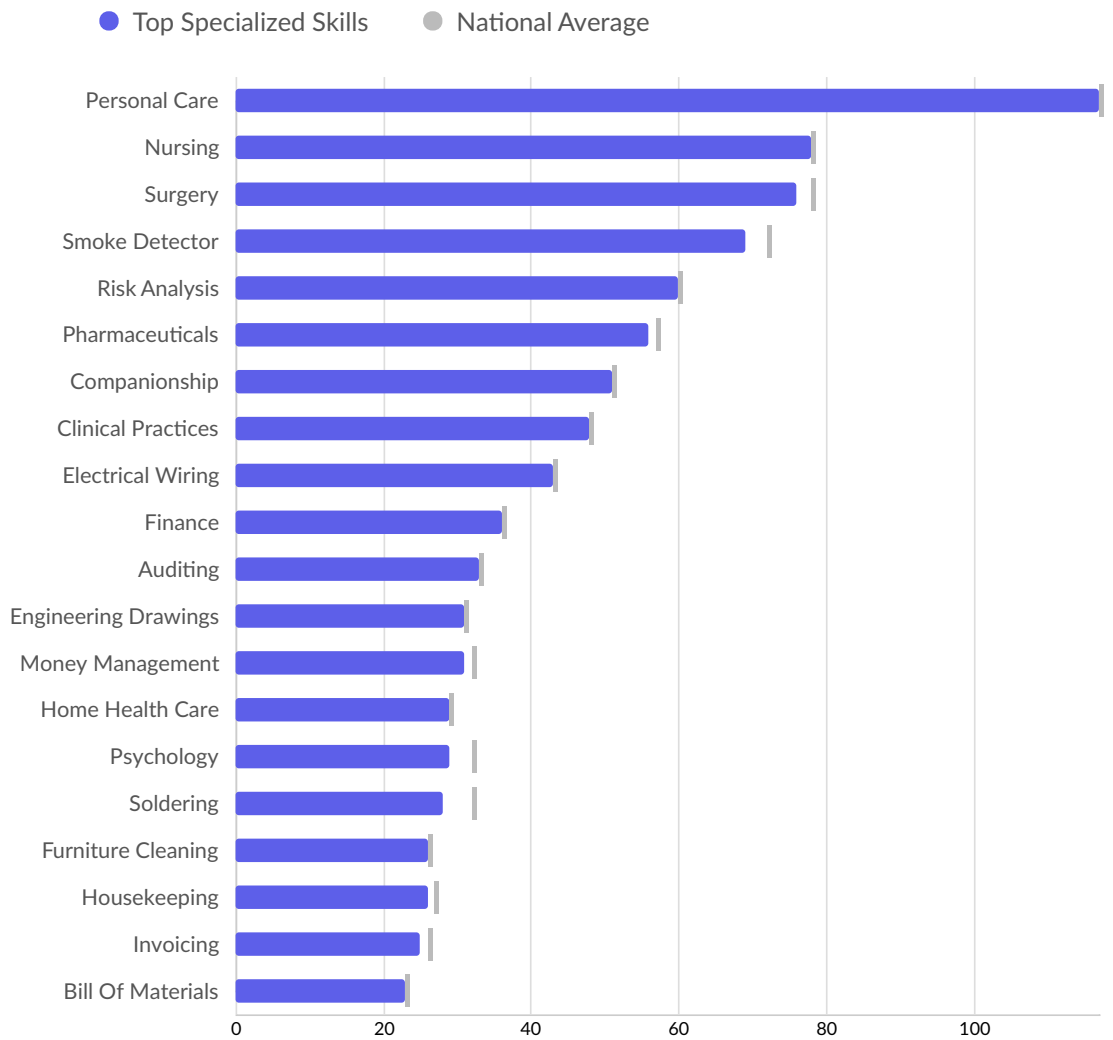
County/Unitary Authority	Total/Unique (Mar 2021 - Feb 2023)	Posting Intensity	Median Posting Duration
Cheshire East	4,187 / 1,203	3 : 1 	34 days

Top Gov't Office Regions Posting

Gov't Office Region	Total/Unique (Mar 2021 - Feb 2023)	Posting Intensity	Median Posting Duration
North West	4,187 / 1,203	3 : 1 	34 days

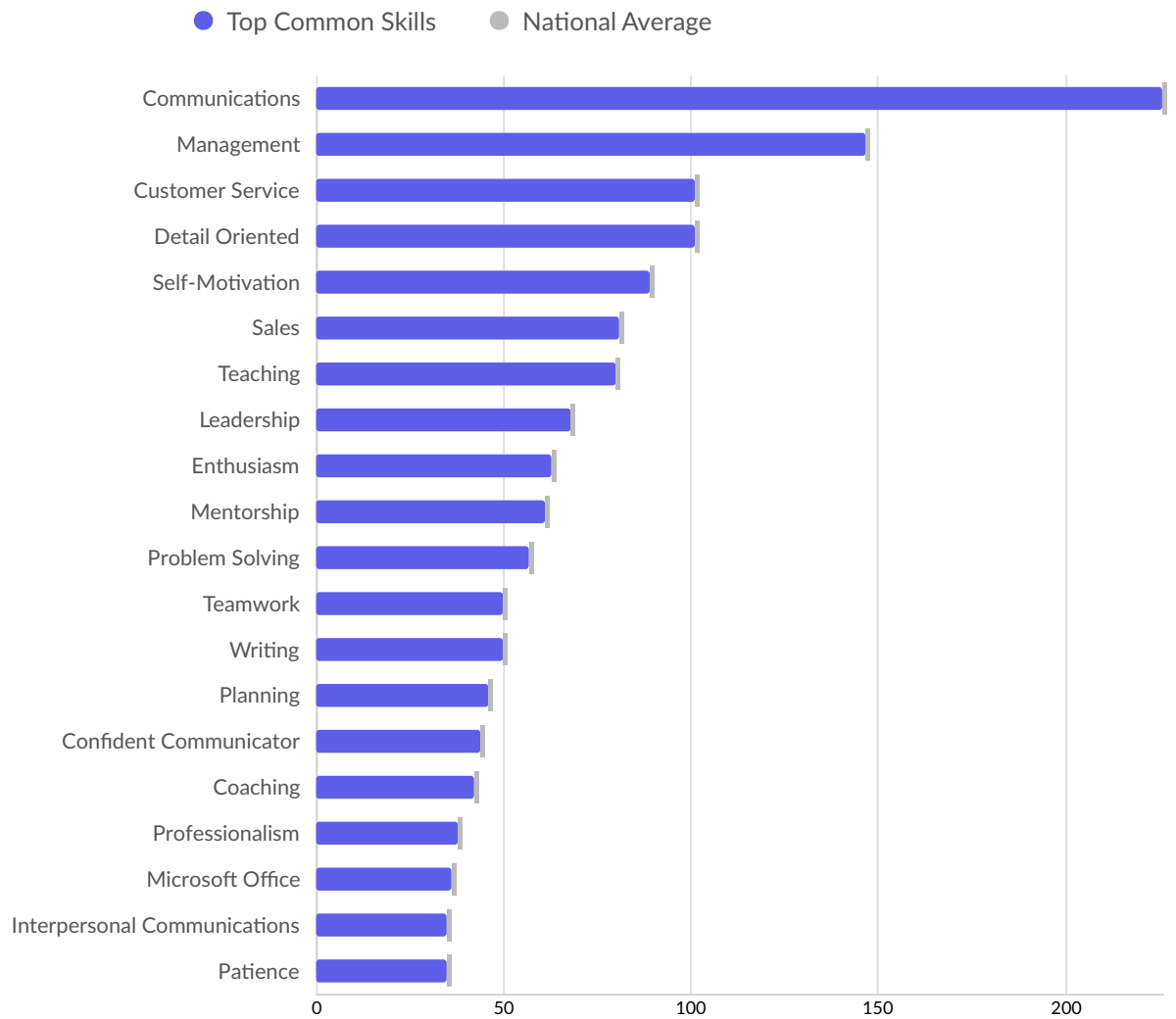
Top Countries Posting

Country	Total/Unique (Mar 2021 - Feb 2023)	Posting Intensity	Median Posting Duration
England	4,187 / 1,203	3 : 1 	34 days



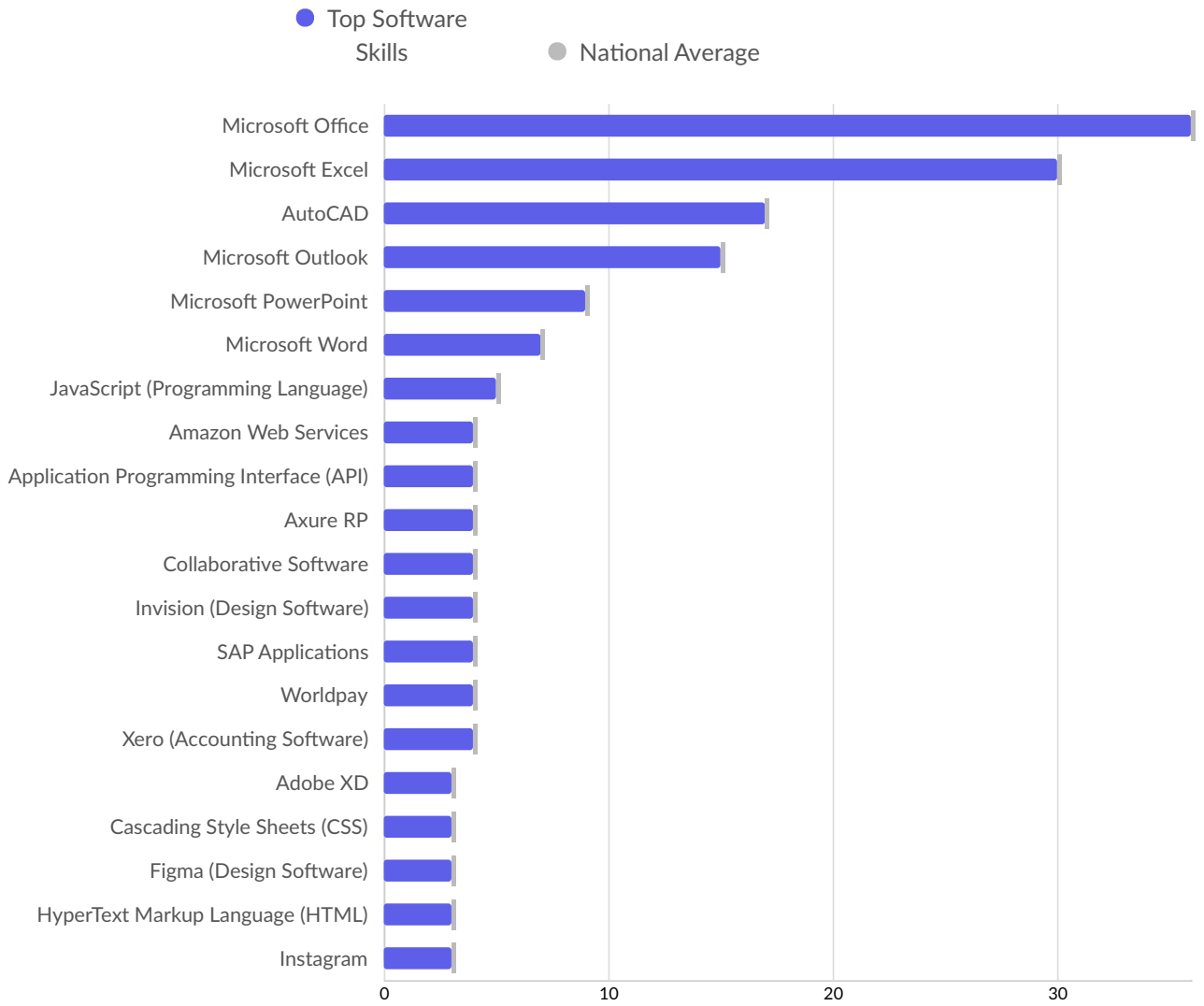
Top Specialized Skills	Unique Postings	National Average
Personal Care	117	117
Nursing	78	78
Surgery	76	78
Smoke Detector	69	72
Risk Analysis	60	60
Pharmaceuticals	56	57
Companionship	51	51
Clinical Practices	48	48
Electrical Wiring	43	43
Finance	36	36
Auditing	33	33
Engineering Drawings	31	31
Money Management	31	32

Home Health Care	29	29
Psychology	29	32
Soldering	28	32
Furniture Cleaning	26	26
Housekeeping	26	27
Invoicing	25	26
Bill Of Materials	23	23



Top Common Skills	Unique Postings	National Average
Communications	226	226
Management	147	147
Customer Service	101	101
Detail Oriented	101	101
Self-Motivation	89	89
Sales	81	81
Teaching	80	80
Leadership	68	68
Enthusiasm	63	63
Mentorship	61	61
Problem Solving	57	57
Teamwork	50	50
Writing	50	50

Planning	46	46
Confident Communicator	44	44
Coaching	42	42
Professionalism	38	38
Microsoft Office	36	36
Interpersonal Communications	35	35
Patience	35	35



Top Software Skills	Unique Postings	National Average
Microsoft Office	36	36
Microsoft Excel	30	30
AutoCAD	17	17
Microsoft Outlook	15	15
Microsoft PowerPoint	9	9
Microsoft Word	7	7
JavaScript (Programming Language)	5	5
Amazon Web Services	4	4
Application Programming Interface (API)	4	4
Axure RP	4	4
Collaborative Software	4	4
Invision (Design Software)	4	4

SAP Applications	4	4
Worldpay	4	4
Xero (Accounting Software)	4	4
Adobe XD	3	3
Cascading Style Sheets (CSS)	3	3
Figma (Design Software)	3	3
HyperText Markup Language (HTML)	3	3
Instagram	3	3

Top Certifications

	Postings with Certification
American Medical Billing Association	1
Association Of Chartered Certified Accountants	4
Certified Internet Webmaster	1
Chartered Accountant	1
Chartered Institute Of Management Accountants (CIMA)	2
Chartered Institute Of Personnel And Development (CIPD) Certified	2
Clinical Nurse Specialist (CNS)	3
CompTIA A+	2
CompTIA Certification	2
CompTIA Cloud+	1
CompTIA Cybersecurity Analyst (CySA+)	1
CompTIA IT Fundamentals (ITF+)	1
CompTIA Linux+	1
CompTIA Network+	2
CompTIA Security+	2
CompTIA Server+	1
Core Domestic Gas Safety (CCN1)	1
CSCS Card	7
FAA Instrument Rating	1
Functional Skills Qualification	3
Nurse Practitioner (APRN-CNP)	3
Oracle Certified Associate (OCA)	1
Post Graduate Certificate In Education (PGCE)	17
PRINCE2 (PProjects IN Controlled Environments 2)	3
Registered Nurse (RN)	91
Security Clearance	37
Valid Driver's License	9

























Top Companies Posting

Company	Total/Unique (Mar 2021 - Feb 2023)	Posting Intensity	Median Posting Duration
Barchester Plc	830 / 91	9 : 1 	27 days
Maria Mallaband Care Group	262 / 75	3 : 1 	36 days
MHA	207 / 60	3 : 1 	38 days
PizzaExpress	76 / 42	2 : 1 	36 days
Simply Education	61 / 36	2 : 1 	31 days
NHS	748 / 30	25 : 1 	33 days
Surface Technology Corporation	80 / 30	3 : 1 	38 days
The True Learning Partnership	35 / 28	1 : 1 	23 days
KPJ Group Limited	44 / 22	2 : 1 	41 days
Adecco	30 / 17	2 : 1 	40 days
Hickorys Smokehouse	29 / 15	2 : 1 	26 days
Solo Support Services	21 / 14	2 : 1 	38 days
Pizza Express	31 / 13	2 : 1 	40 days
Adria Solutions Limited	17 / 12	1 : 1 	31 days
JD Wetherspoon	18 / 12	2 : 1 	n/a
Orion Electrotech	26 / 11	2 : 1 	45 days
FIS	20 / 10	2 : 1 	10 days
Medacs Healthcare	50 / 10	5 : 1 	28 days
Empowering Learning	22 / 9	2 : 1 	37 days
Methodist Homes	22 / 9	2 : 1 	32 days
Randstad	19 / 9	2 : 1 	19 days
Able Living Care Services Limited	17 / 8	2 : 1 	37 days
Barlow Wood LTD	12 / 8	2 : 1 	26 days
People Plus	21 / 8	3 : 1 	32 days
Resourcing	10 / 8	1 : 1 	23 days
Supportability	10 / 8	1 : 1 	31 days

Appcast	73 / 7	10 : 1		40 days
Everybody Sport & Recreation	15 / 7	2 : 1		22 days
Kedleston Group	7 / 7	1 : 1		40 days
P.A Consulting	15 / 7	2 : 1		n/a
Pareto Agency	61 / 7	9 : 1		21 days
ALDI	9 / 6	2 : 1		34 days
Avon Group	14 / 6	2 : 1		n/a
Best Connection Group	6 / 6	1 : 1		43 days
Howarth Morris Limited	8 / 6	1 : 1		39 days
Minster Care Group Limited	7 / 6	1 : 1		60 days
Search Consultancy	16 / 6	3 : 1		21 days
Amazon	7 / 5	1 : 1		21 days
Card Factory	7 / 5	1 : 1		34 days
Caremark UK	5 / 5	1 : 1		36 days
Home Instead	6 / 5	1 : 1		n/a
TSS Ltd	7 / 5	1 : 1		46 days
Bien Venue Ltd	5 / 4	1 : 1		33 days
Big Fish Little Fish	4 / 4	1 : 1		45 days
Euro Garages	4 / 4	1 : 1		33 days
Gi Group	8 / 4	2 : 1		11 days
Hays	7 / 4	2 : 1		33 days
Hickorys	4 / 4	1 : 1		21 days
Hunt And Company Group.	4 / 4	1 : 1		53 days
Jobwise Ltd	5 / 4	1 : 1		32 days

























Top Posted Occupations

Occupation	Total/Unique (Mar 2021 - Feb 2023)	Posting Intensity	Median Posting Duration
Care assistant	849 / 162	5 : 1	33 days
Registered General Nurse (RGN)	802 / 68	12 : 1	38 days
Caregiver / Personal Care Aide	218 / 51	4 : 1	37 days
General cleaner	113 / 33	3 : 1	35 days
Teaching Assistant	54 / 31	2 : 1	37 days
Kitchen Staff	63 / 29	2 : 1	34 days
Chef	46 / 27	2 : 1	32 days
Office / Administrative Assistant	34 / 23	1 : 1	42 days
Project Manager	28 / 18	2 : 1	36 days
Healthcare Manager	34 / 16	2 : 1	40 days
Nursing Home / Home Health Administrator	52 / 16	3 : 1	40 days
Nanny / Babysitter	120 / 16	8 : 1	43 days
Utilities Technician	51 / 16	3 : 1	9 days
Maid / Housekeeping Staff	43 / 15	3 : 1	32 days
Retail Sales Associate	20 / 14	1 : 1	28 days
Customer Service Representative	23 / 14	2 : 1	26 days
Production Worker	33 / 14	2 : 1	37 days
Account Manager / Representative	18 / 13	1 : 1	20 days
Electrical Engineer	23 / 13	2 : 1	33 days
Bookkeeper / Accounting Clerk	26 / 13	2 : 1	33 days
Welder / Solderer	37 / 13	3 : 1	56 days
Primary School Teacher	21 / 12	2 : 1	31 days
Labourer / Material Handler	20 / 12	2 : 1	43 days
Nursery nurses, assistants and playworkers	27 / 11	2 : 1	36 days
Executive Assistant	13 / 11	1 : 1	32 days
CNC Operator	20 / 11	2 : 1	19 days

Recruiter	16 / 10	2 : 1		51 days
Accountant	13 / 10	1 : 1		29 days
Bartender	15 / 10	2 : 1		28 days
Waiter / Waitress	15 / 10	2 : 1		36 days
Maintenance Technician	18 / 10	2 : 1		37 days
Sales Representative	13 / 9	1 : 1		33 days
Painter	26 / 9	3 : 1		8 days
Manufacturing Machine Operator	14 / 9	2 : 1		43 days
Delivery Driver	17 / 9	2 : 1		23 days
Property / Real Estate / Community Managers	263 / 8	33 : 1		33 days
Tutor	17 / 8	2 : 1		23 days
Respiratory Nurse / Clinical Respiratory Physiologist / Cardio-Respiratory Physiotherapist / Cardio-Respiratory Occupational Therapist	69 / 8	9 : 1		n/a
Construction Helper / Worker	14 / 8	2 : 1		51 days
Quality Inspector / Technician	15 / 8	2 : 1		45 days
Assistant Care Worker	25 / 7	4 : 1		28 days
Nursing Assistant / Healthcare Assistant	17 / 7	2 : 1		22 days
Security Officer	10 / 7	1 : 1		26 days
Lifeguard	10 / 7	1 : 1		20 days
Receptionist	9 / 7	1 : 1		37 days
Electronic / Electrical Assembler	11 / 7	2 : 1		43 days
General Manager	8 / 6	1 : 1		31 days
Sales Manager	12 / 6	2 : 1		35 days
Mechanical Engineer	9 / 6	2 : 1		19 days
Product Development Engineer	11 / 6	2 : 1		13 days



Top Posted Job Titles

Job Title	Total/Unique (Mar 2021 - Feb 2023)	Posting Intensity	Median Posting Duration
Care Assistants	238 / 66	4 : 1 	36 days
Night Assistants	160 / 39	4 : 1 	31 days
Home Care Assistants	372 / 27	14 : 1 	14 days
Teaching Assistants	40 / 24	2 : 1 	37 days
Cleaners	40 / 21	2 : 1 	32 days
Home Care Registered Nurses	121 / 17	7 : 1 	43 days
Night Nurses	94 / 17	6 : 1 	15 days
Support Workers	43 / 17	3 : 1 	38 days
Housekeepers	43 / 15	3 : 1 	32 days
Field Wiremen	47 / 14	3 : 1 	9 days
Pizza Chefs	29 / 13	2 : 1 	32 days
Registered General Nurses	261 / 13	20 : 1 	31 days
Solderers	37 / 13	3 : 1 	56 days
Control Systems Engineers	20 / 12	2 : 1 	33 days
Primary Teachers	19 / 11	2 : 1 	31 days
Administrators	14 / 10	1 : 1 	40 days
Domestic Assistants	15 / 10	2 : 1 	40 days
Kitchen Assistants	22 / 10	2 : 1 	35 days
Kitchen Team Members	23 / 10	2 : 1 	34 days
CNC Mill Operators	16 / 9	2 : 1 	19 days
Care Practitioners	70 / 9	8 : 1 	n/a
Carers	20 / 9	2 : 1 	37 days
Home Managers	36 / 9	4 : 1 	22 days
Wait Staff	14 / 9	2 : 1 	36 days
Assistant Managers	11 / 8	1 : 1 	36 days
General Assistants	92 / 8	12 : 1 	53 days

Panel Managers	12 / 8	2 : 1		30 days
Avon Sales Representatives	15 / 7	2 : 1		n/a
Deputy General Managers	11 / 7	2 : 1		40 days
Health Care Assistants	16 / 7	2 : 1		22 days
Personal Care Assistants	12 / 7	2 : 1		31 days
Registered Managers	12 / 7	2 : 1		40 days
Retail Security Officers	10 / 7	1 : 1		26 days
Staff Nurses	274 / 7	39 : 1		56 days
Care Workers	27 / 6	5 : 1		19 days
Chefs	6 / 6	1 : 1		34 days
Community Case Managers	258 / 6	43 : 1		n/a
Nursery Nurses	19 / 6	3 : 1		30 days
Project Managers	11 / 6	2 : 1		38 days
Recruitment Resourcers	9 / 6	2 : 1		31 days
Registered Nurses	13 / 6	2 : 1		24 days
Bricklayers	9 / 5	2 : 1		12 days
Care Coordinators	16 / 5	3 : 1		40 days
Graduate Consultants	35 / 5	7 : 1		n/a
Housekeeping Assistants	57 / 5	11 : 1		12 days
Labourers	9 / 5	2 : 1		45 days
Room Leaders	8 / 5	2 : 1		39 days
Sales Executives	5 / 5	1 : 1		33 days
Sales Officers	6 / 5	1 : 1		24 days
Warehouse Operatives	8 / 5	2 : 1		21 days

Top Industries

	Total/Unique (Mar 2021 - Feb 2023)	Posting Intensity	Median Posting Duration
Residential Care Activities	1,338 / 250	5 : 1 	36 days
Employment Activities	459 / 218	2 : 1 	37 days
Food and Beverage Service Activities	162 / 90	2 : 1 	34 days
Education	78 / 59	1 : 1 	25 days
Activities of Head Offices; Management Consultancy Activities	52 / 37	1 : 1 	42 days
Human Health Activities	767 / 37	21 : 1 	33 days
Social Work Activities Without Accommodation	60 / 36	2 : 1 	37 days
Real Estate Activities	83 / 33	3 : 1 	38 days
Retail Trade, Except of Motor Vehicles and Motorcycles	38 / 29	1 : 1 	33 days
Office Administrative, Office Support and Other Business Support Activities	52 / 24	2 : 1 	32 days
Computer Programming, Consultancy and Related Activities	132 / 14	9 : 1 	38 days
Security and Investigation Activities	13 / 11	1 : 1 	40 days
Warehousing and Support Activities for Transportation	15 / 10	2 : 1 	21 days
Wholesale Trade, Except of Motor Vehicles and Motorcycles	63 / 9	7 : 1 	21 days
Legal and Accounting Activities	7 / 6	1 : 1 	35 days
Public Administration and Defence; Compulsory Social Security	34 / 6	6 : 1 	n/a
Other Personal Service Activities	9 / 6	2 : 1 	28 days
Financial Service Activities, Except Insurance and Pension Funding	5 / 5	1 : 1 	14 days
Advertising and Market Research	8 / 5	2 : 1 	45 days
Travel Agency, Tour Operator and Other Reservation Service and Related Activities	6 / 5	1 : 1 	33 days
Services to Buildings and Landscape Activities	9 / 5	2 : 1 	32 days
Construction of Buildings	5 / 3	2 : 1 	60 days
Other Professional, Scientific and Technical Activities	3 / 3	1 : 1 	23 days
Manufacture of Fabricated Metal Products, Except Machinery and Equipment	2 / 2	1 : 1 	n/a
Manufacture of Machinery and Equipment n.e.c.	2 / 2	1 : 1 	n/a
Information Service Activities	2 / 2	1 : 1 	28 days
Rental and Leasing Activities	3 / 2	2 : 1 	7 days
Manufacture of Food Products	2 / 1	2 : 1 	n/a

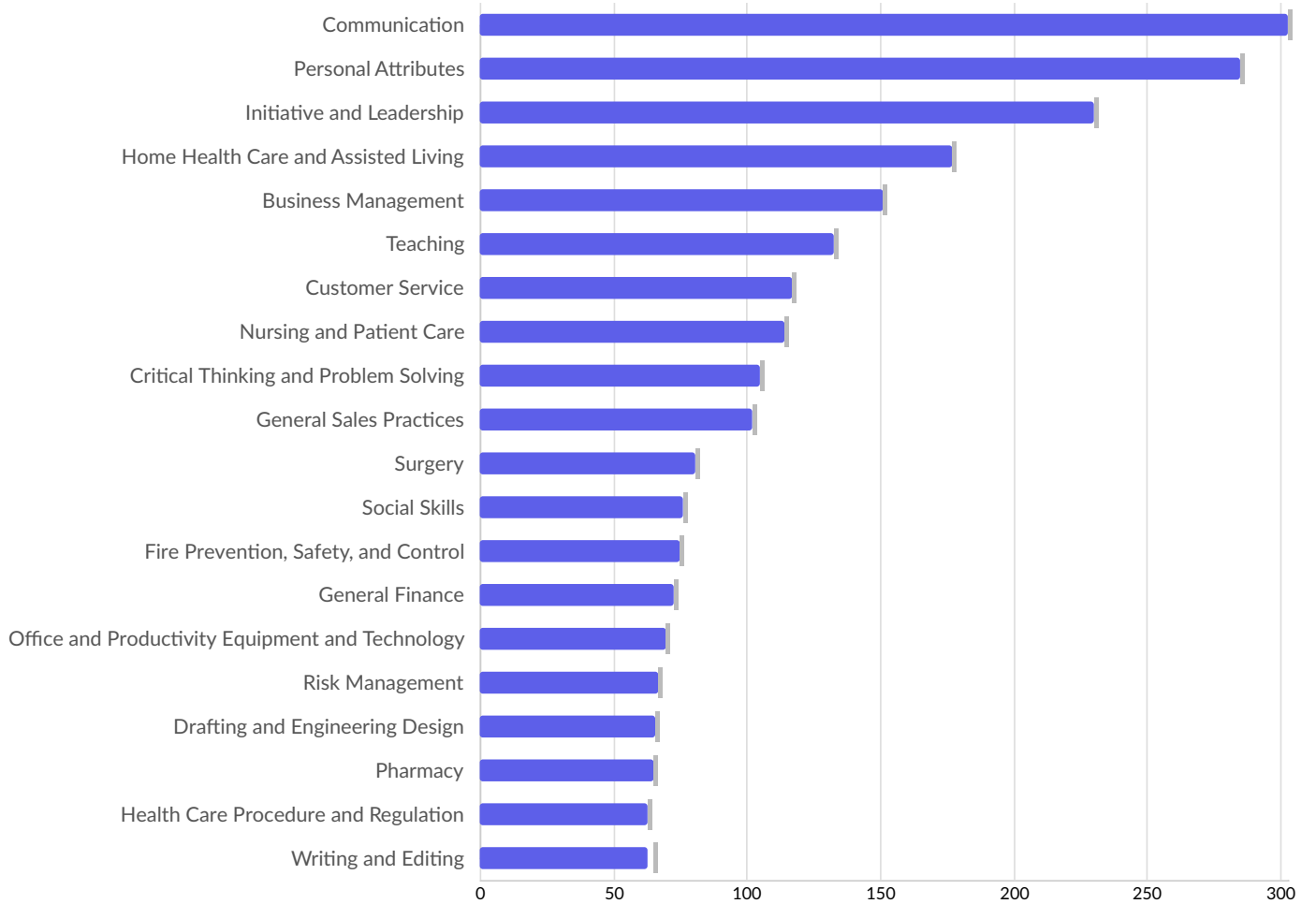
Other Manufacturing	1 / 1	1 : 1		n/a
Postal and Courier Activities	1 / 1	1 : 1		n/a
Motion Picture, Video and Television Programme Production, Sound Recording and Music Publishing Activities	1 / 1	1 : 1		n/a
Veterinary Activities	1 / 1	1 : 1		n/a
Sports Activities and Amusement and Recreation Activities	1 / 1	1 : 1		n/a
Activities of Membership Organisations	1 / 1	1 : 1		n/a

Top Posting Sources

Website	Postings on Website (Mar 2021 - Feb 2023)
dwp.gov.uk	350
cv-library.co.uk	210
reed.co.uk	183
indeed.com	152
careerbuilder.co.uk	137
starjobsearch.co.uk	134
jobs4network.co.uk	62
jobisjob.co.uk	61
fish4.co.uk	57
independent.co.uk	42
simplyhired.co.uk	42
jobserve.com	41
jobmedic.co.uk	36
jobrapido.com	32
joblift.co.uk	30
healthjobsuk.com	29
constructionjobs.co.uk	24
jobs.nhs.uk	22
thebigjobsite.com	22
careerjet.co.uk	19
theguardian.com	18
engineeringjobs.co.uk	17
britishjobs.co.uk	16
monster.co.uk	14
randstad.co.uk	11
e4s.co.uk	10
jora.com	9

silkroad.com	9
carehome.co.uk	8
jdwetherspooncareers.co.uk	8
lgjobs.com	7
medacs.com	7
vetclick.com	7
gumtree.com	6
dejobs.org	5
indeed.co.uk	5
jobstoday.co.uk	5
jlpjobs.com	4
accaglobal.com	3
adzuna.co.uk	3
boots.jobs	3
hrgo.co.uk	3
searchukjobs.com	3
twrecruitment.com	3
barchester.com	2
barzone.co.uk	2
lawgazette.co.uk	2
leisurejobs.com	2
oilandgasjobsearch.com	2
poynontowncouncil.gov.uk	2

● Top Skill Subcategories ● National Average

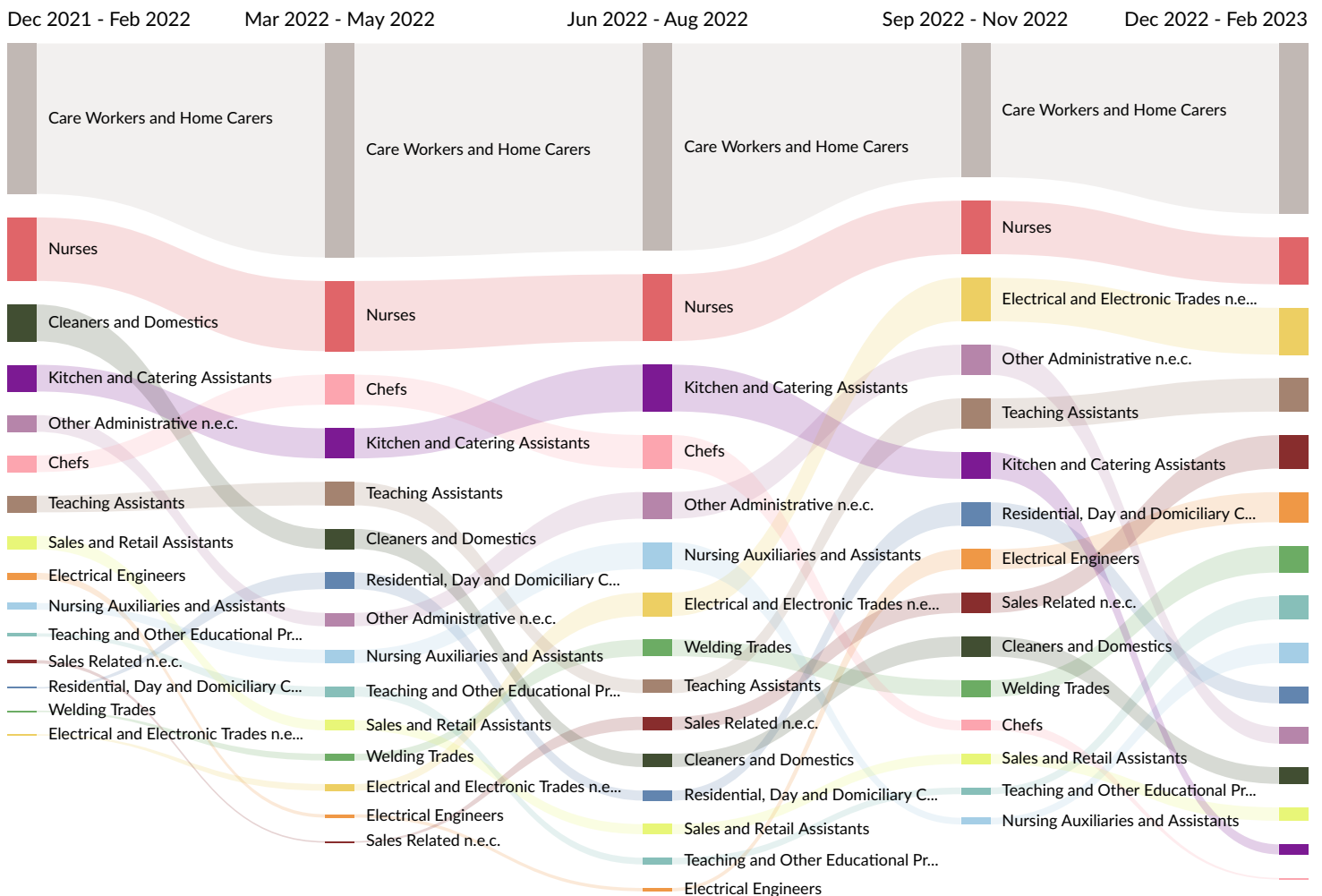


Top Skill Subcategories	Unique Postings	National Average
Communication	303	303
Personal Attributes	285	285
Initiative and Leadership	230	230
Home Health Care and Assisted Living	177	177
Business Management	151	151
Teaching	133	133
Customer Service	117	117
Nursing and Patient Care	114	114
Critical Thinking and Problem Solving	105	105
General Sales Practices	102	102
Surgery	81	81
Social Skills	76	76
Fire Prevention, Safety, and Control	75	75

General Finance	73	73
Office and Productivity Equipment and Technology	70	70
Risk Management	67	67
Drafting and Engineering Design	66	66
Pharmacy	65	65
Health Care Procedure and Regulation	63	63
Writing and Editing	63	65

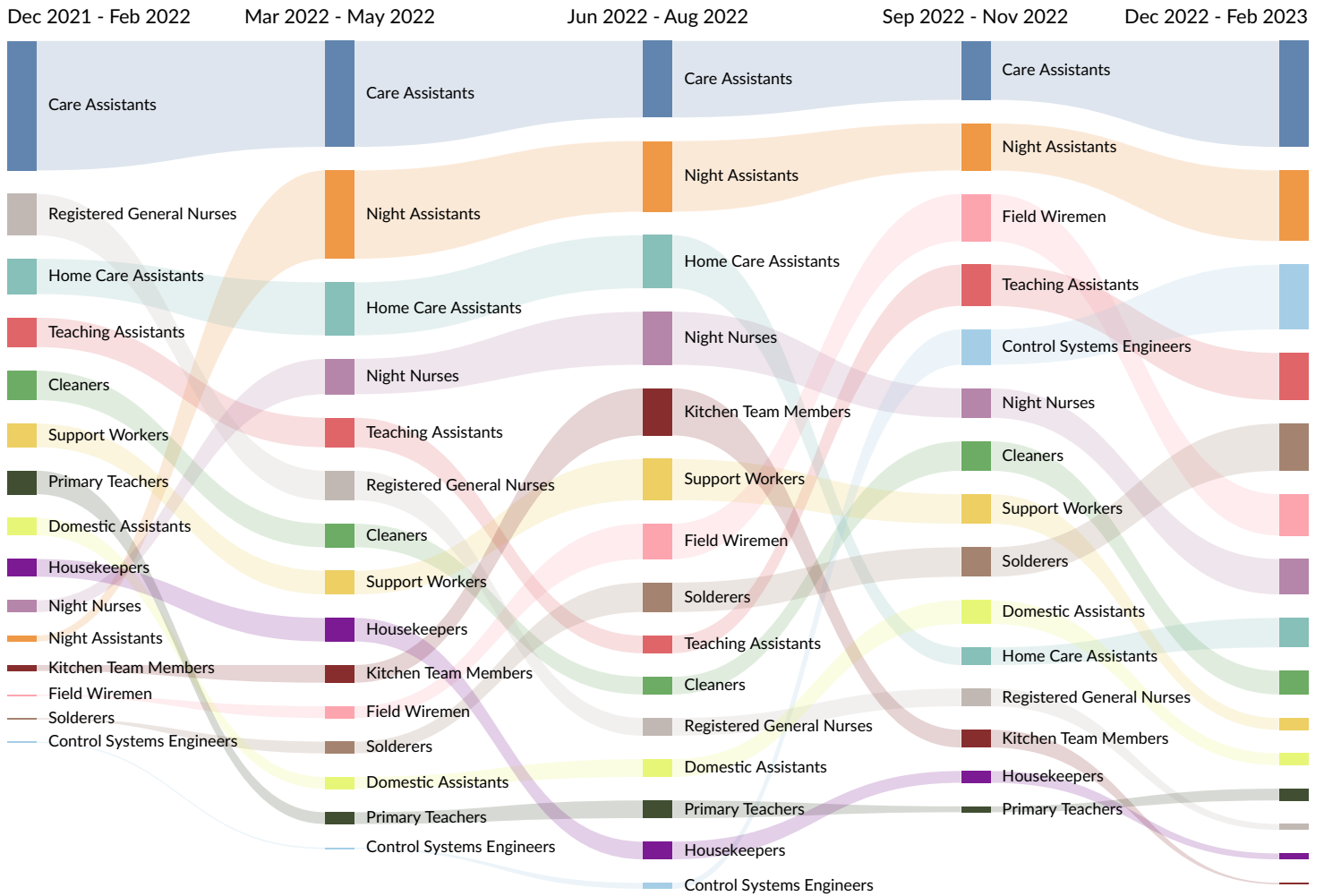
Occupation Trends in Job Postings by Quarter

The chart below captures the postings trend for the top 15 occupations posted for based on your filters.



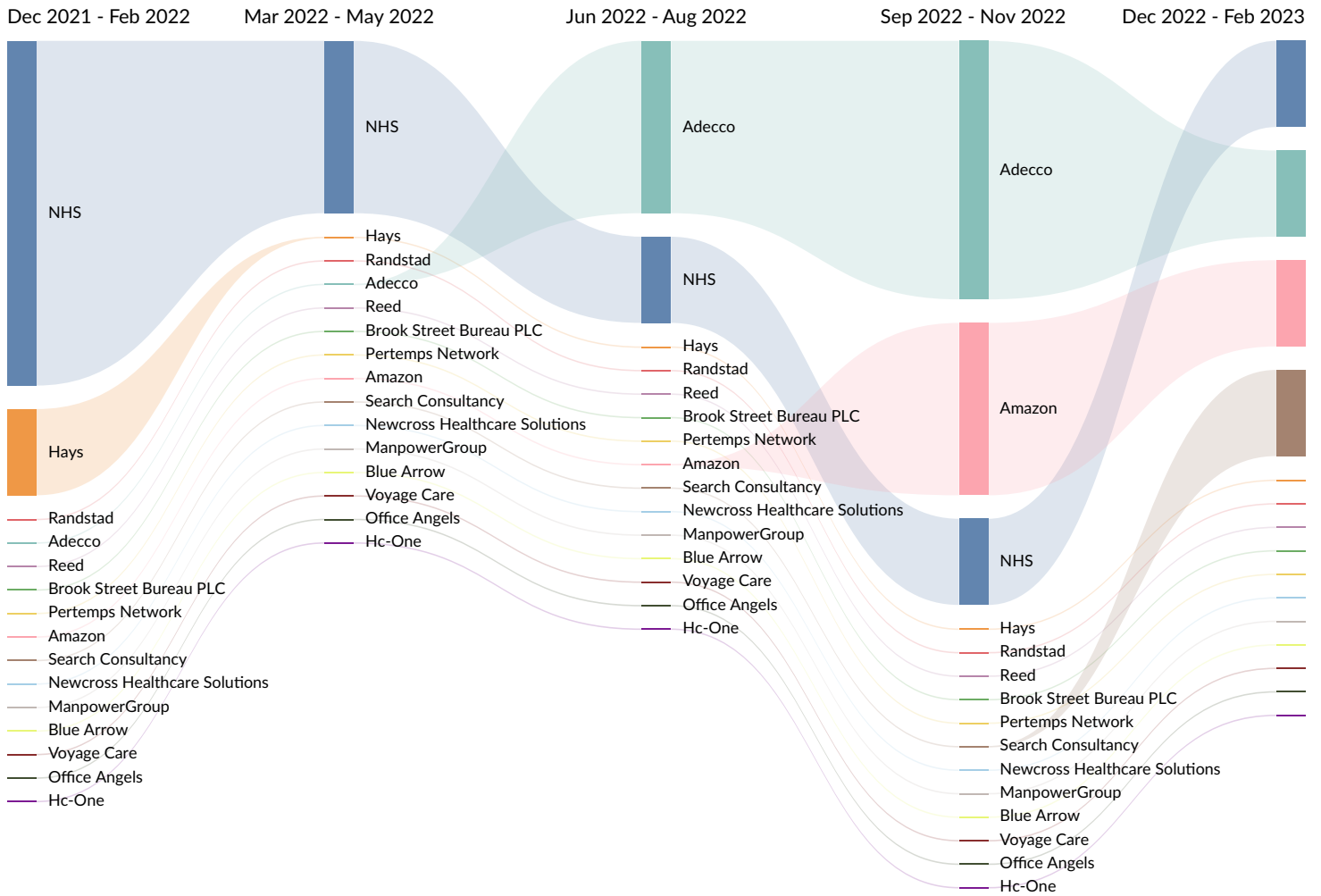
Job Title Trends in Job Postings by Quarter

The chart below captures the postings trend for the top 15 job titles posted for based on your filters.



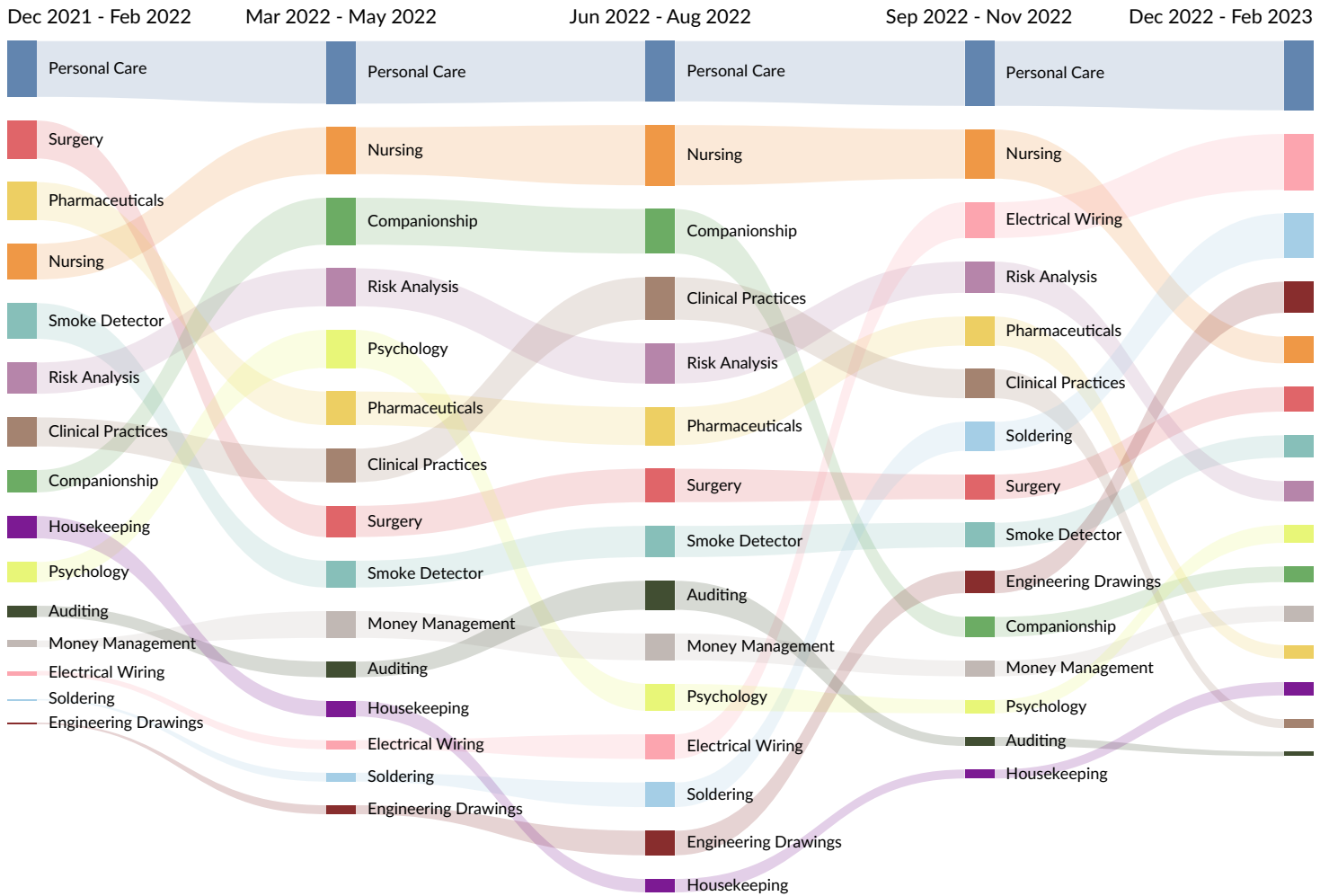
Company Trends in Job Postings by Quarter

The chart below captures the postings trend for the top 15 companies posted for based on your filters.



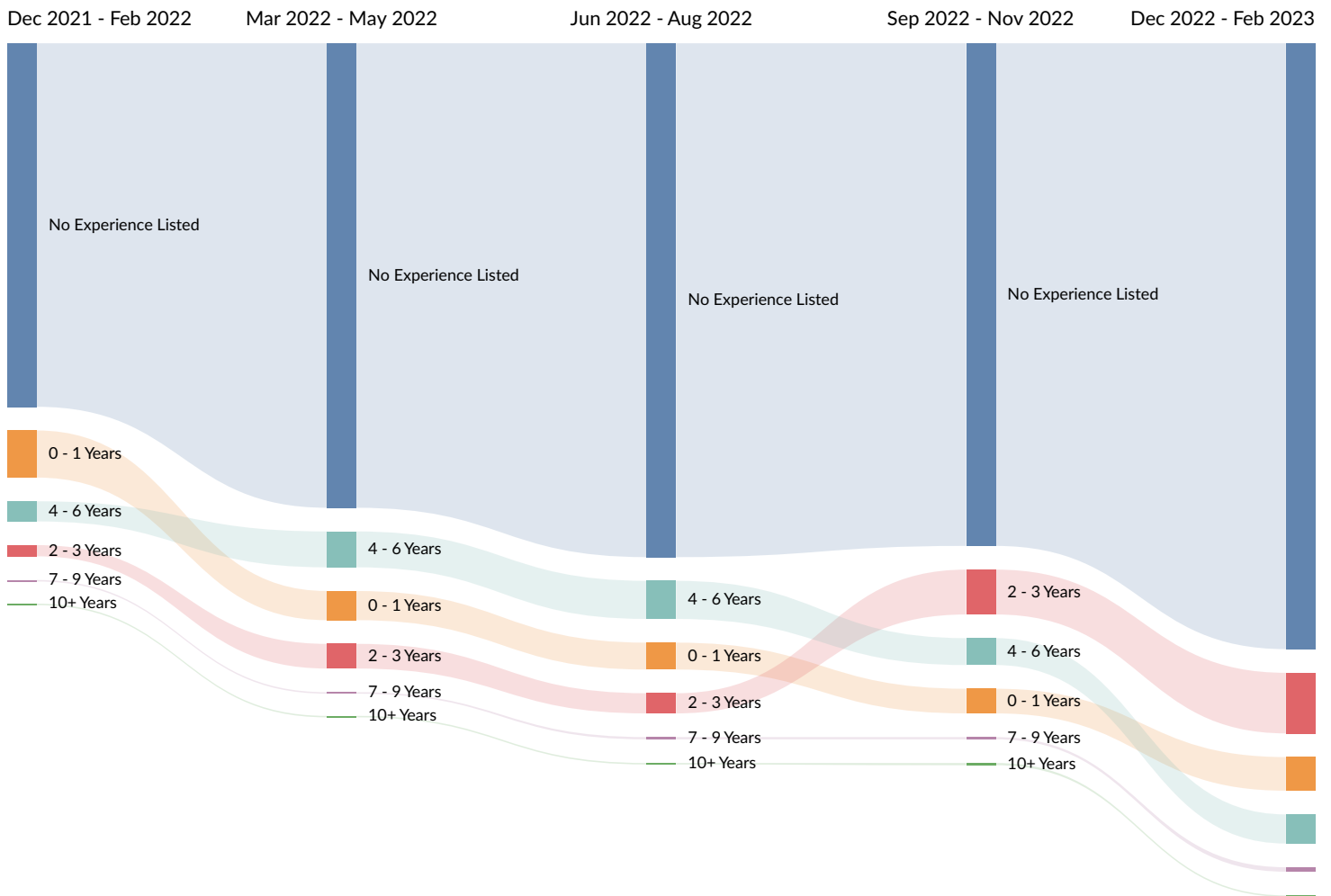
Skill Trends in Job Postings by Quarter

The chart below captures the postings trend for the top 15 skills posted for based on your filters.



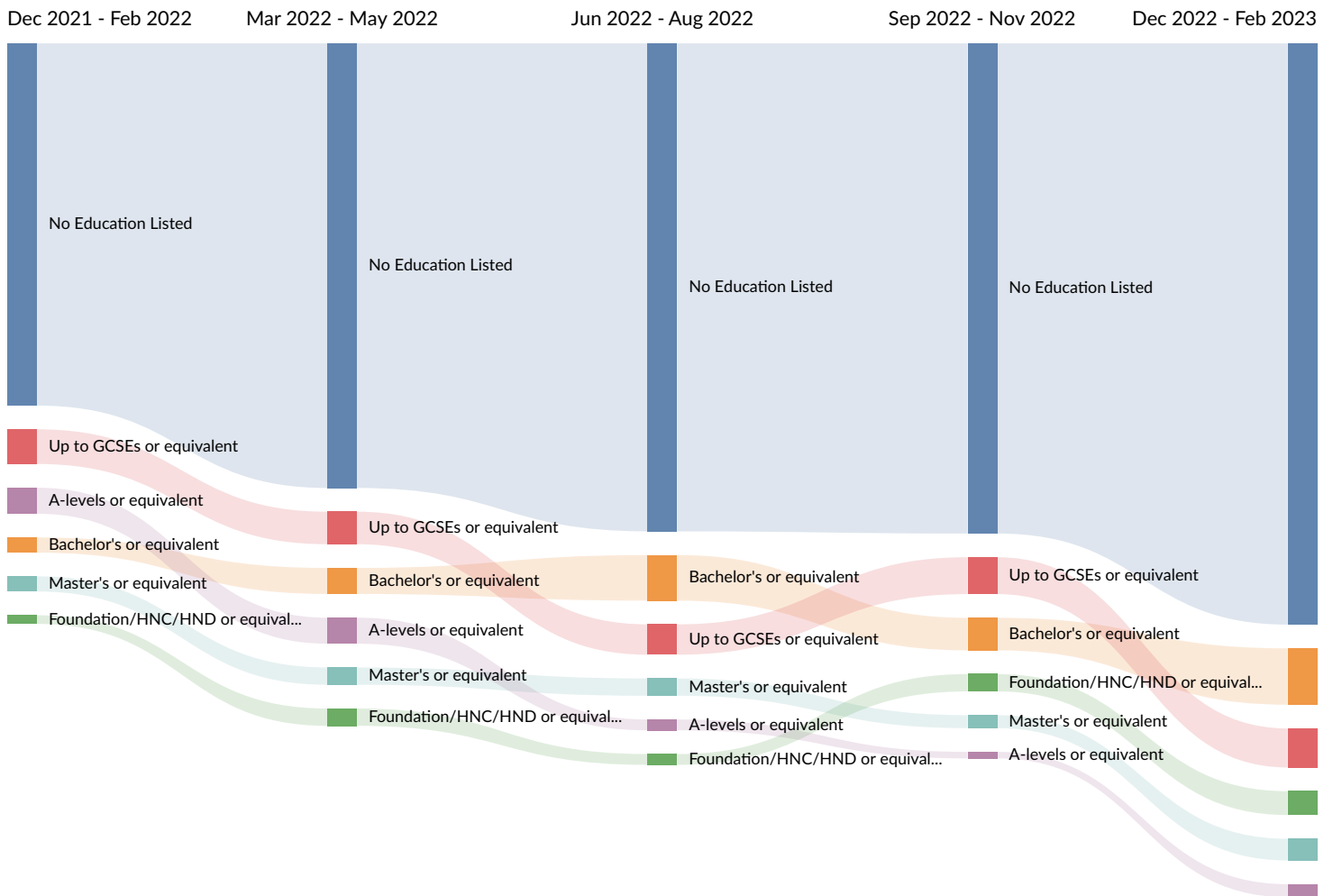
Minimum Experience Requirement Trends in Job Postings by Quarter

The chart below captures the trend for the experience requirements by quarter shown in postings in your region based on your filters.



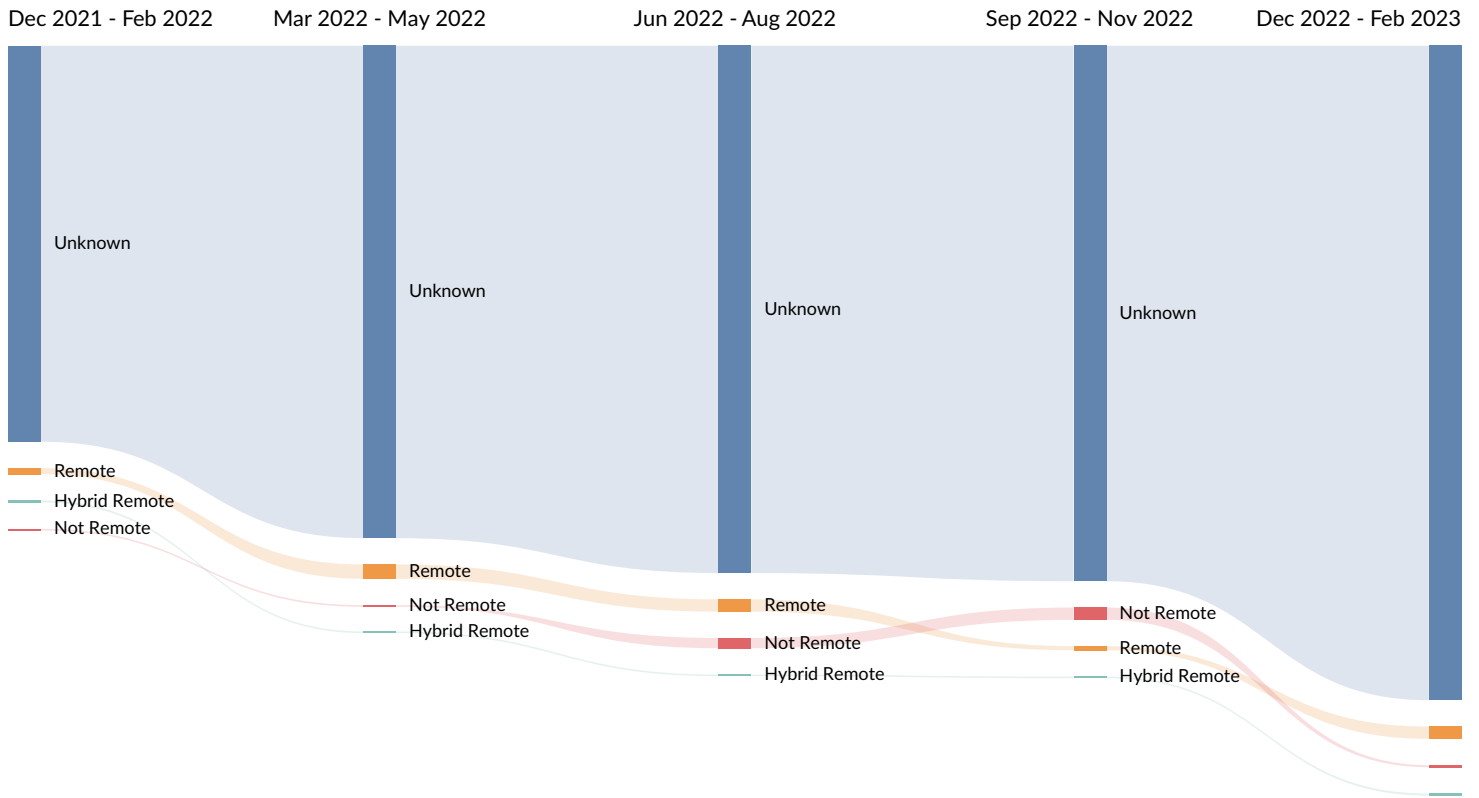
Educational Requirement Trends in Job Postings by Quarter

The chart below captures the quarterly trend for the educational requirements shown in postings in your region based on your filters.

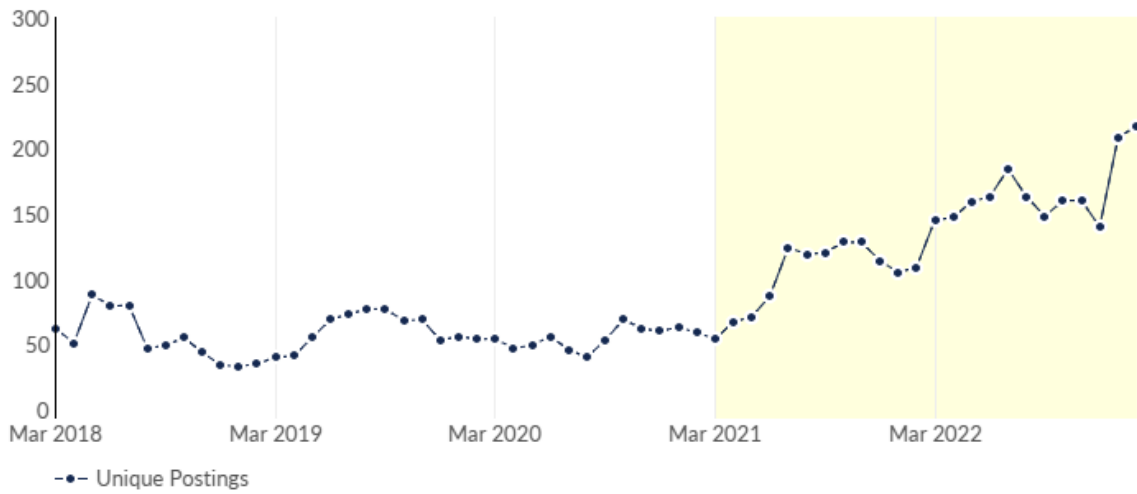


Remote Trends in Job Postings by Quarter

The chart below captures the remote posting trends based on your filters.

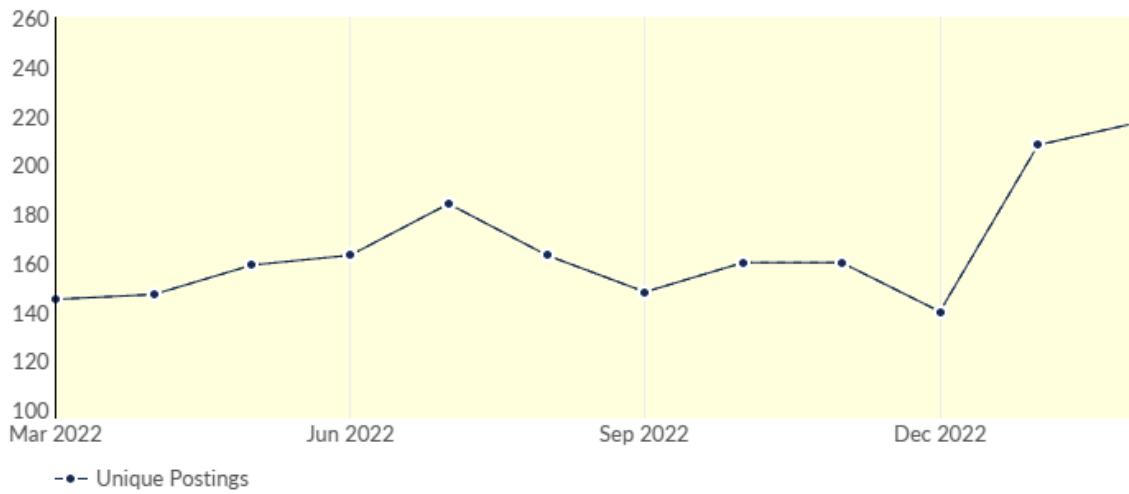


Unique Postings Trend



Month	Unique Postings	Posting Intensity
Feb 2023	217	3 : 1
Jan 2023	208	3 : 1
Dec 2022	140	3 : 1
Nov 2022	160	3 : 1
Oct 2022	160	3 : 1
Sep 2022	148	4 : 1
Aug 2022	163	4 : 1
Jul 2022	184	4 : 1
Jun 2022	163	4 : 1
May 2022	159	5 : 1
Apr 2022	147	5 : 1
Mar 2022	145	5 : 1

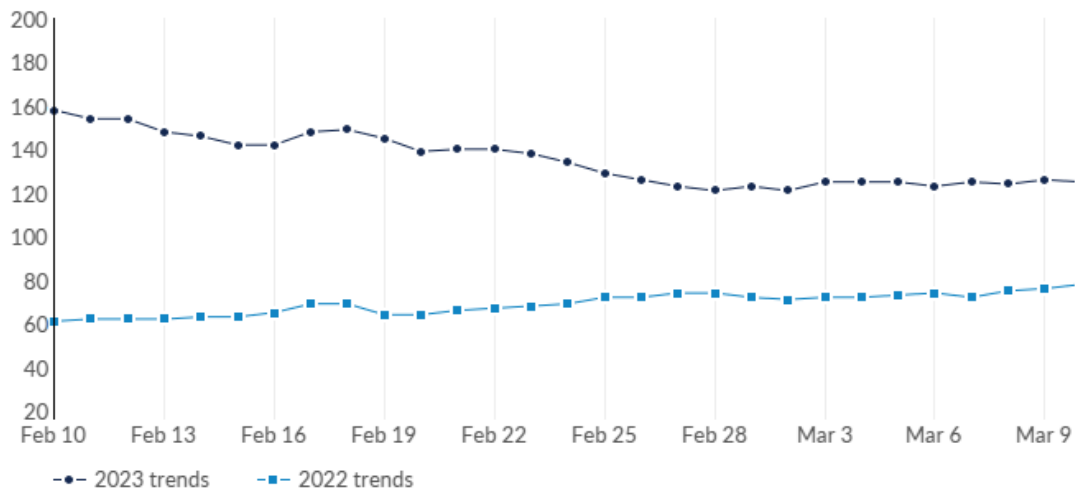
Unique Postings Trend



Month	Unique Postings	Posting Intensity
Feb 2023	217	3 : 1
Jan 2023	208	3 : 1
Dec 2022	140	3 : 1
Nov 2022	160	3 : 1
Oct 2022	160	3 : 1
Sep 2022	148	4 : 1
Aug 2022	163	4 : 1
Jul 2022	184	4 : 1
Jun 2022	163	4 : 1
May 2022	159	5 : 1
Apr 2022	147	5 : 1
Mar 2022	145	5 : 1

Unique Postings Trend

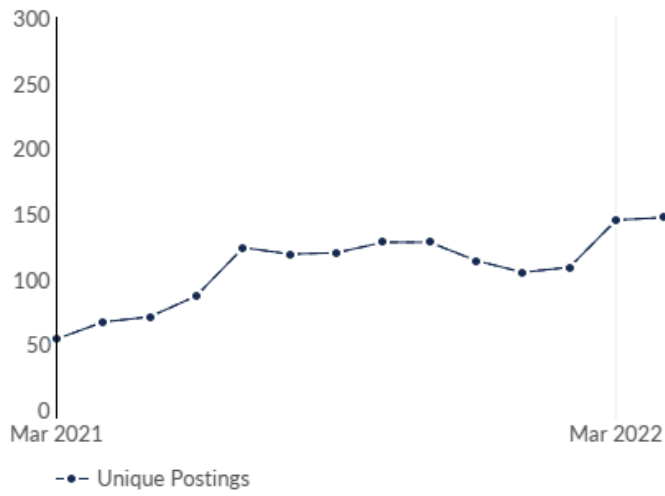
This view displays the most recent 30 days of job postings activity to show near-term trends. It does not reflect your timeframe.



Day	Unique Postings	Last Year's Unique Postings	% Change
February 10, 2023	158	61	+159.0%
February 11, 2023	154	62	+148.4%
February 12, 2023	154	62	+148.4%
February 13, 2023	148	62	+138.7%
February 14, 2023	146	63	+131.7%
February 15, 2023	142	63	+125.4%
February 16, 2023	142	65	+118.5%
February 17, 2023	148	69	+114.5%
February 18, 2023	149	69	+115.9%
February 19, 2023	145	64	+126.6%
February 20, 2023	139	64	+117.2%
February 21, 2023	140	66	+112.1%
February 22, 2023	140	67	+109.0%
February 23, 2023	138	68	+102.9%
February 24, 2023	134	69	+94.2%
February 25, 2023	129	72	+79.2%
February 26, 2023	126	72	+75.0%
February 27, 2023	123	74	+66.2%

February 28, 2023	121	74	+63.5%
March 1, 2023	123	72	+70.8%
March 2, 2023	121	71	+70.4%
March 3, 2023	125	72	+73.6%
March 4, 2023	125	72	+73.6%
March 5, 2023	125	73	+71.2%
March 6, 2023	123	74	+66.2%
March 7, 2023	125	72	+73.6%
March 8, 2023	124	75	+65.3%
March 9, 2023	126	76	+65.8%
March 10, 2023	125	78	+60.3%
March 11, 2023	110	83	+32.5%

Unique Postings Trend



Month	Unique Postings	Posting Intensity
Feb 2023	217	3 : 1
Jan 2023	208	3 : 1
Dec 2022	140	3 : 1
Nov 2022	160	3 : 1
Oct 2022	160	3 : 1
Sep 2022	148	4 : 1
Aug 2022	163	4 : 1
Jul 2022	184	4 : 1
Jun 2022	163	4 : 1
May 2022	159	5 : 1
Apr 2022	147	5 : 1
Mar 2022	145	5 : 1

Appendix A - Data Sources and Calculations

Lightcast Job Postings

Job postings are collected from various sources and processed/enriched to provide information such as standardized company name, occupation, skills, and geography.