

Sustainable & Inclusive Economic Plan

Cheshire & Warrington LEP Board

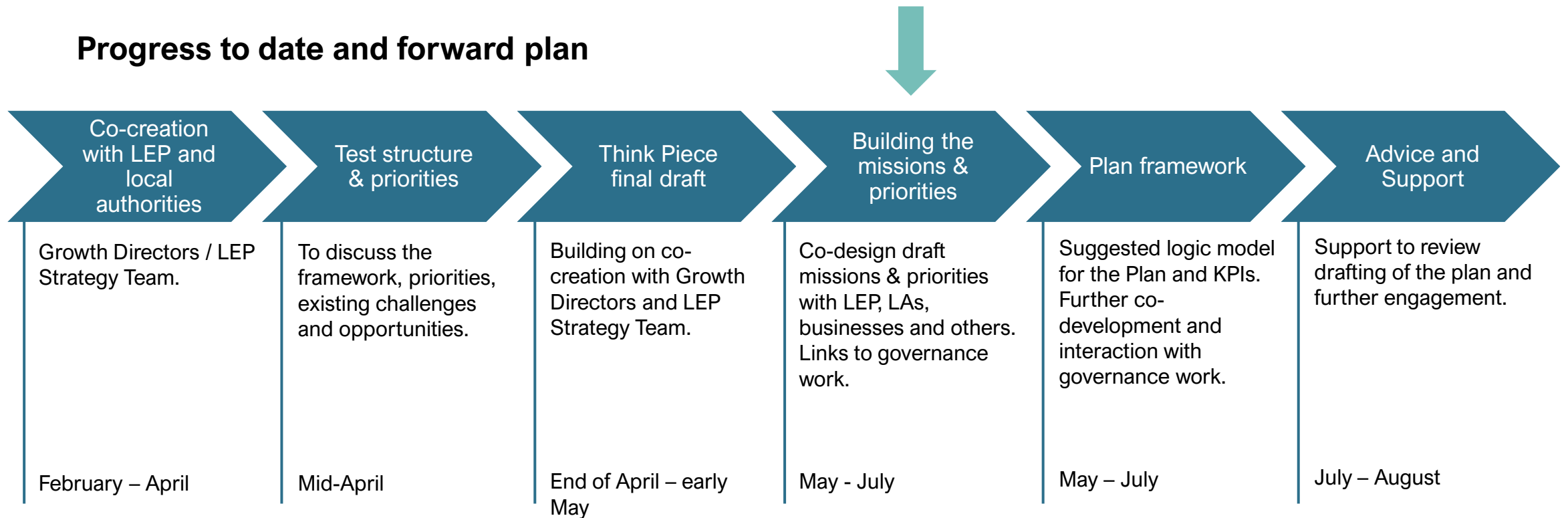
An aerial photograph of a landscape, featuring a winding road, a large rock formation, and a body of water. The image is overlaid with a semi-transparent blue filter.

**Framework &
Priorities**

Purpose of today

Aim: To update on the work to develop the SIEP and discuss the framing of the missions.

Progress to date and forward plan



Recap



Economy

- Strong economy worth £32bn GVA (2020) compared to national and regional levels with relatively high growth.
- Productivity is high but it's not growing strongly.
- Highly productive manufacturing sector but other sectors are underperforming.
- Both economic complexity and business investment have fallen in recent years.



Employment & skills

- Strong job growth compared to national average with low unemployment levels.
- Significant wage gap between neighbourhoods and 18.6% of jobs earn below the Real Living Wage (below national average).
- Highly skilled working age population (in line with national average).



Inequalities

- Population which is ageing faster than national average.
- Increasing gap between annual earnings and house prices.
- 47 neighbourhoods are in the 10% most deprived for health outcomes.
- HLE varies by 16 years between places across the subregion and some residents in some areas live in poor health for 21 years on average.



Net zero

- High industrial footprint with CO2 levels above national average.
- High energy consumption and transport emissions, particularly in rural areas.
- Home to Hynet and other net zero / low carbon opportunities such as through the Science Corridor.

Recap (2)

National / regional policy

- Outcomes: Government listed 12 Levelling Up missions and introducing Office for Local Government focused on accountability indicators. Opposition talking about five missions (e.g. to grow economy/incomes and achieve net zero).
- Economic Strategy: High growth sectors. Science & Technology Framework setting out science and tech as major driver of prosperity and the UK's goals to 2030. Net Zero by 2050.
- Pan-North: Northern Powerhouse Independent Economic Review refresh which will assess policy scenarios and restate the case for the North to grow faster than any other part of the country by 2050.

Sub-regional policy

- Delivery: Good progress on delivering actions across skills and business support (e.g. Pledge Network / Skills Bootcamps / Growth Hub), delivery of infrastructure (e.g. new office and lab space across Science Corridor), Net Zero (e.g. Hynet and low carbon investments for Ellesmere Port / Birchwood Park).
- SEP 2018: Grow our economy to at least £50bn pa of Gross Value Added, be 20% more productive per resident than the UK average, create 120,000 jobs (net additional), build up to 127,000 new homes, create an economy that works for all.
- LIS 2019: More productive/sustainable economy (GVA/worker 10% above national average), more resilient economy (roadmap to decarbonisation and higher business start-ups), more inclusive economy (increase median wages to be 10% higher than national average).
- SIGC 2022: Inclusive Economy (e.g. FEC), Sustainable Transport, Sustainable Land Use, and Net Zero.

What have people told us are their priorities?



What the key economic trends coming over the next two decades?

Trend	Implications
Ageing Population	Global trend where many countries now have a higher number of people at pensionable age than ever seen before with implications for investment, public spending, health, care and consumption.
Digitalisation	Is breaking down physical barriers, making people and places more connected than ever whilst also changing the nature of work and different tasks as automation and artificial intelligence become embedded in daily life.
Environmentalism	Climate emergency is creating economic risks and leading to a focus on reducing carbon emissions to stick within carbon budgets, meet net zero, and also protect and enhance our natural environment.
Knowledge and intangible capital	Becoming the dominant factor in production with service-based economies driving agglomeration and a greater number of interactions between people.
Onshoring	Driven by geopolitical change both in Europe and the Indo-Pacific requiring greater production of manufactured and agricultural goods in the UK.

The ambition:

To be the healthiest,
most sustainable,
inclusive and
growing economy in
the UK by 2045



Mission-based framework for co-creation over coming months – any views?

To be the healthiest, most sustainable, inclusive and growing economy in the UK by 2045

Mission 1: Sustainable
Seize economic opportunities and achieve net zero

Mission 2: Healthy
Improve the quality of work to deliver better health outcomes in all parts of the sub-region

Mission 3: Inclusive
Reduce inequalities between people and places

Mission 4: Growing
Deliver the most productive economic growth in the North

CO2 emissions

Natural Capital

Healthy Life Expectancy by place

Fair Employment by place

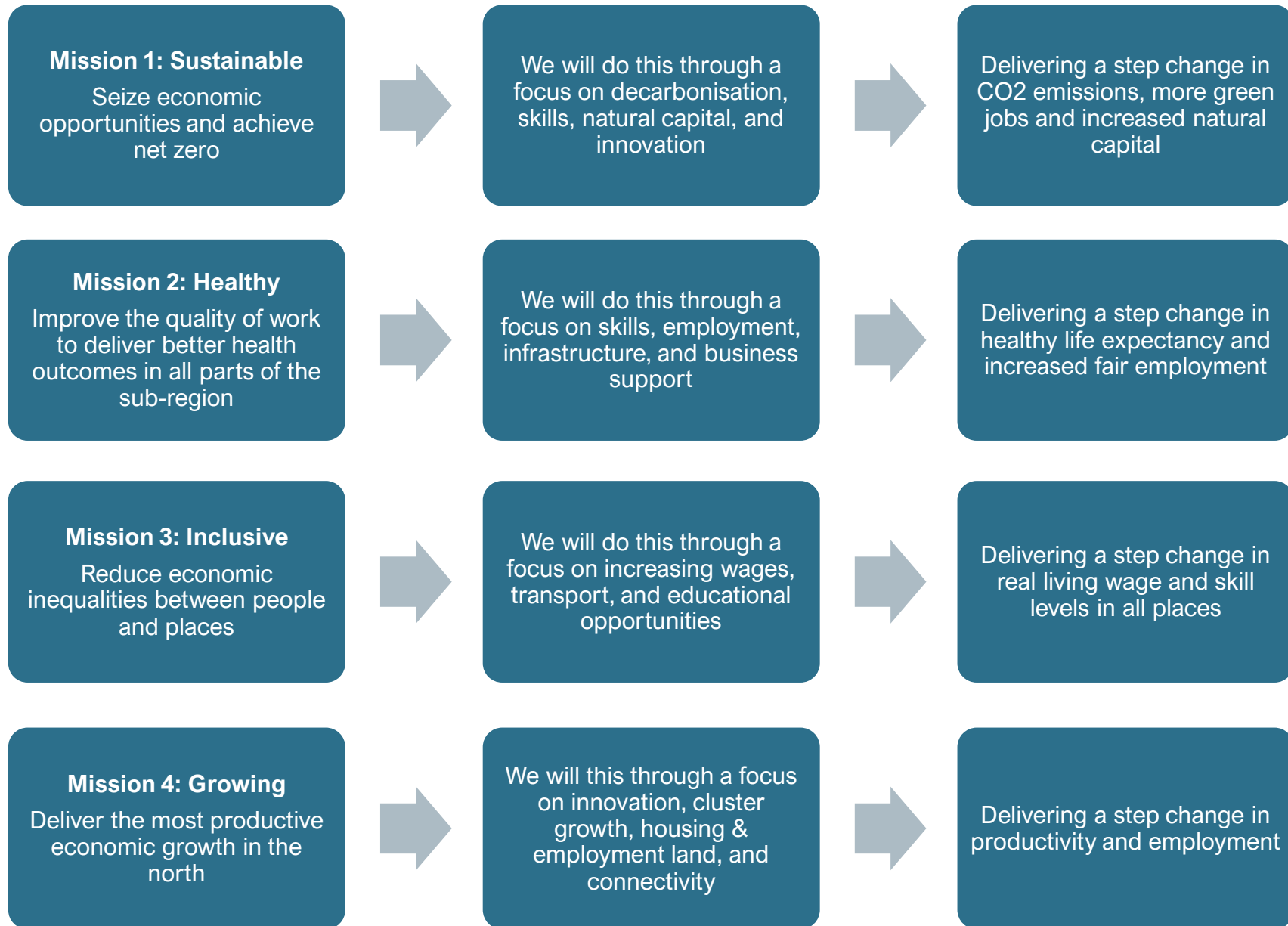
Living Wage & Income by place

Skills by place

GVA per hour worked

Employment Rate

Delivered through subregional partnerships and collaboration




Building out the missions – the economic focus of the Plan

Do you agree with the framing of the missions and how they will be addressed?

Next Steps: Co-creating the Plan

Who	What
Large workshops in 3 LAs with public, private and third sector voices (e.g. business, colleges, university, charities, health sector).	Analysis & framework, how to achieve missions and priorities – MD to lead
Additional workshops e.g. sectors, net zero, rural, science corridor, youth groups, university networks etc.	MD and LEP to lead
Growth Directors Meeting	Feedback from workshops and finalisation of priorities
Leaders & Chief Executives Group	Update on work to date, framework, and engagement following work with LEP/LA officers.

The next phase of work will focus on co-creating the missions and policy priorities with stakeholders across Cheshire & Warrington.



At Metro Dynamics, we **care** about places, our clients, and our colleagues.

We are an **independent** organisation, **curious** about our work, and **collaborative** in our approach. We strive to **make a difference** in all that we do.

**3 Waterhouse Square
138 Holborn
London
EC1N 2SW**

020 3865 3082

**Orega
1 Balloon Street
Manchester
M4 4BE**

0161 413 6440