



Cheshire and Warrington Healthcare

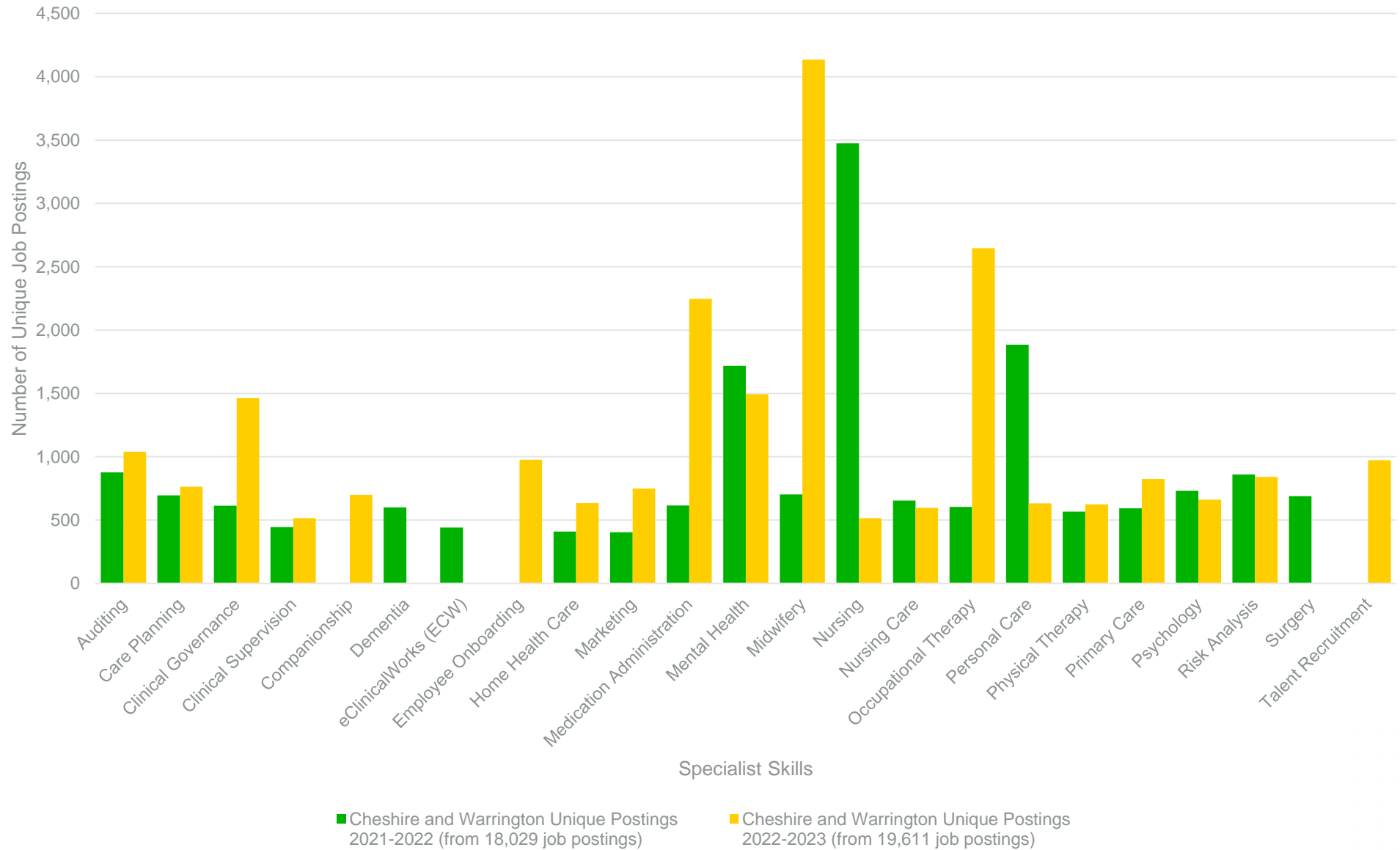
Analysis of current skills (specialist, employability and digital)

1st April 2021 – 31st March 2022 compared to
1st April 2022 – 31st March 2023

Source: Lightcast 27/04/2023

To be used with caution, especially where the job postings are for a lower number of vacancies. For example in the period April 2021 to March 2022 2021-2022 for manufacturing occupations there were 4,884 postings compared to 12,328 for Information Technology, 18,029 for healthcare including nursing and 143,851 for All occupations

Top 20 Specialist Skills in Job Postings in Cheshire and Warrington – Healthcare*



* Please note the need for caution when interpreting this data, especially when the number of job postings is low.

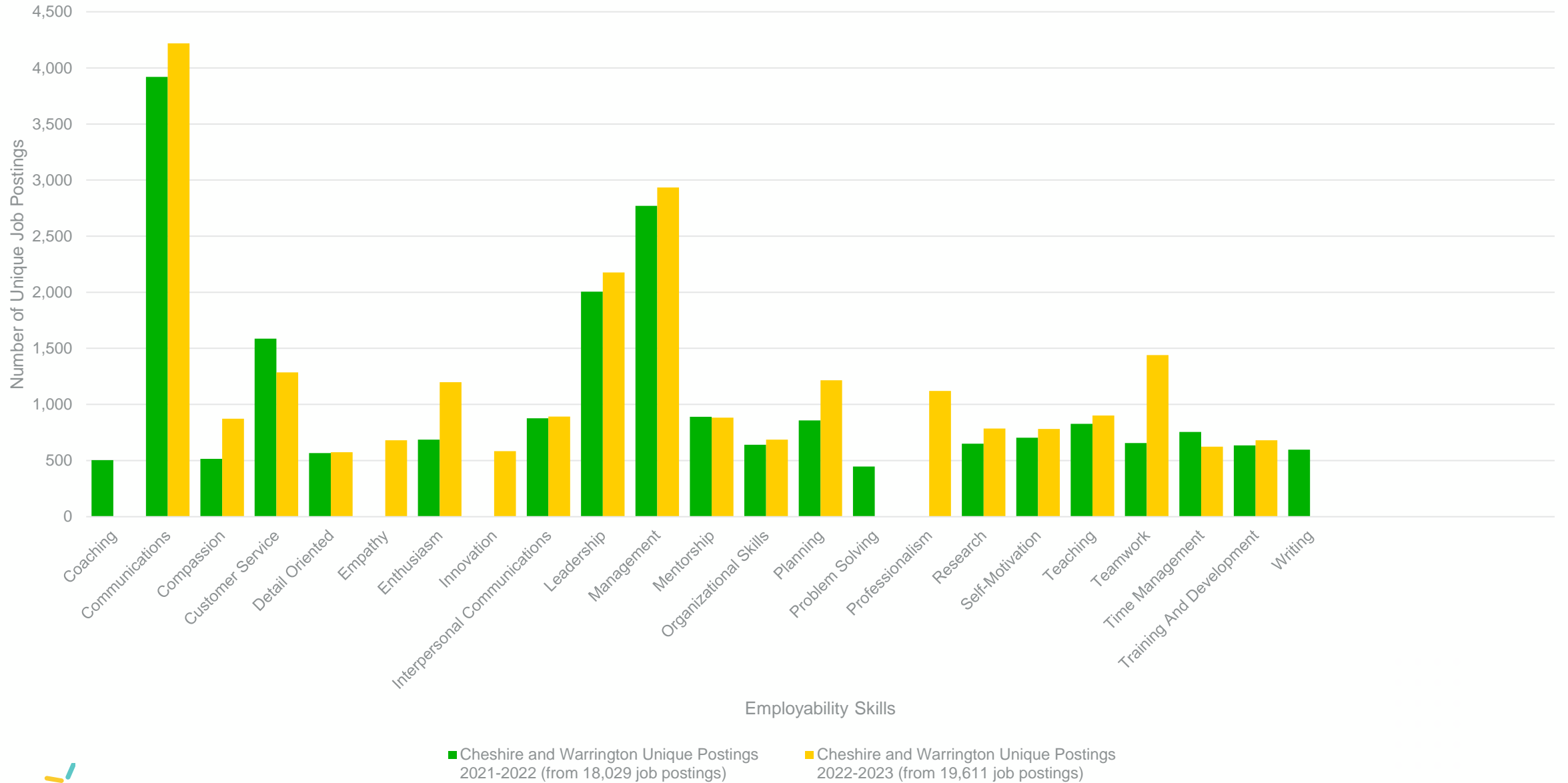
Top 20 Specialist Skills Specified in Job Adverts in Cheshire and Warrington – Healthcare*

Top Specialised Skills	Cheshire and Warrington Unique Postings 2021-2022 (from 18,029 job postings)	National Average 2021-2022	Cheshire and Warrington Unique Postings 2022-2023 (from 19,611 job postings)	National Average 2022-2023
Auditing	877	831	1,040	1,348
Care Planning	696	342	764	419
Clinical Governance	613	462	1,463	939
Clinical Supervision	444	339	515	394
Companionship			698	412
Dementia	601	353		
eClinicalWorks (ECW)	441	167		
Employee Onboarding			976	371
Home Health Care	409	300	634	429
Marketing	404	299	748	470
Medication Administration	615	391	2,247	1,684
Mental Health	1,718	1,424	1,494	1,473
Midwifery	702	689	4,135	3,266
Nursing	3,475	2,581	516	557
Nursing Care	655	446	596	624
Occupational Therapy	604	587	2,647	1,376
Personal Care	1,885	1,116	633	728
Physical Therapy	567	677	625	584
Primary Care	593	468	825	795
Psychology	733	690	662	690
Risk Analysis	860	598	842	868
Surgery	690	737		
Talent Recruitment			973	367



* Please note the need for caution when interpreting this data, especially when the number of job postings is low.

Top 20 Employability Skills in Job Postings in Cheshire and Warrington – Healthcare*



* Please note the need for caution when interpreting this data, especially when the number of job postings is low.

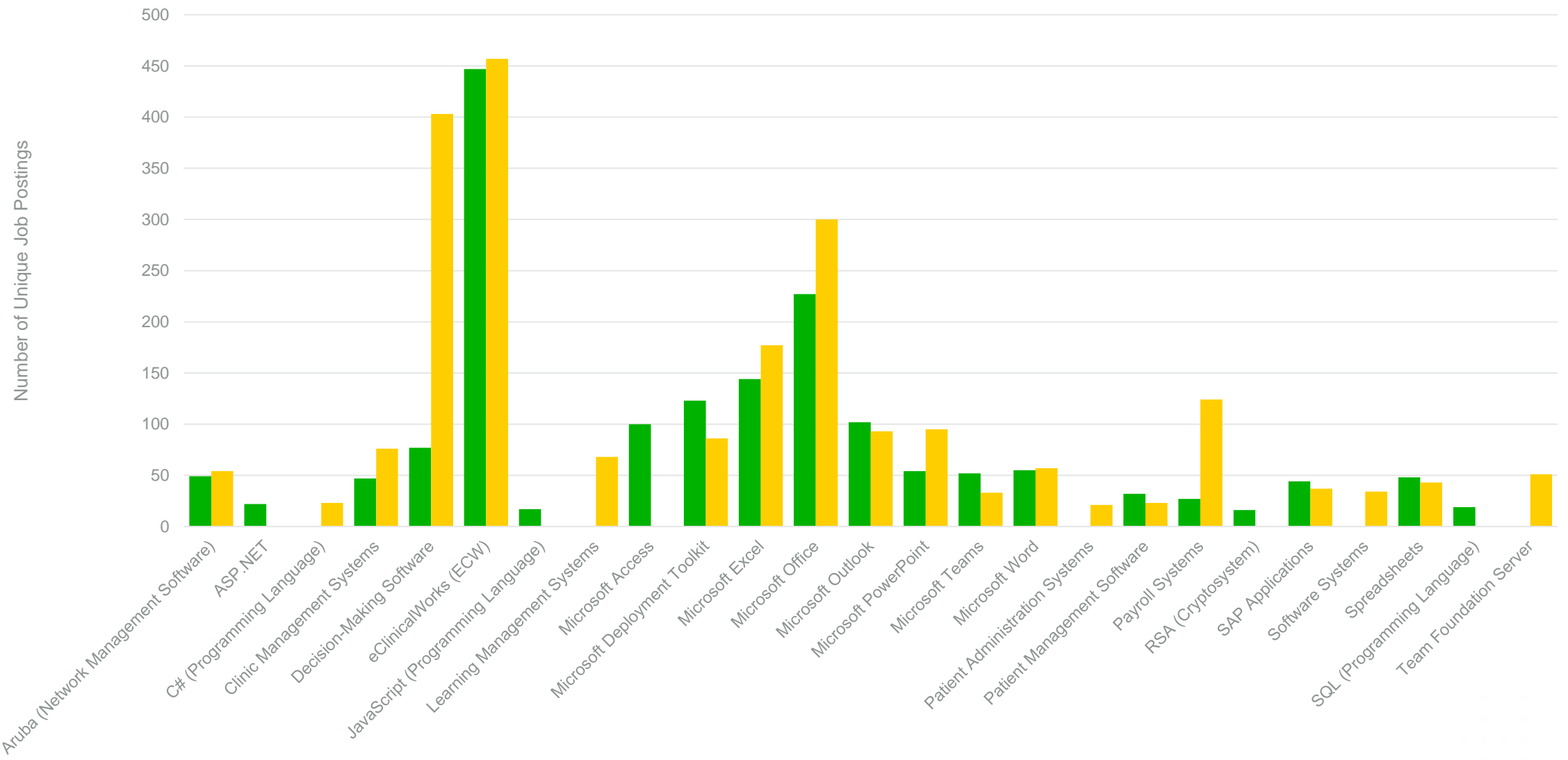
Top 20 Employability Skills Specified in Job Adverts in Cheshire and Warrington – Healthcare*

Top Employability Skills	Cheshire and Warrington Unique Postings 2021-2022 (from 18,029 job postings)	National Average 2021-2022	Cheshire and Warrington Unique Postings 2022-2023 (from 19,611 job postings)	National Average 2022-2023
Coaching	504	380		
Communications	3,921	3,492	4,219	4,002
Compassion	514	399	873	585
Customer Service	1,586	1,361	1,285	1,227
Detail Oriented	567	446	574	599
Empathy			680	481
Enthusiasm	687	528	1,198	794
Innovation			583	529
Interpersonal Communications	877	671	892	825
Leadership	2,006	1,634	2,177	1,844
Management	2,770	2,634	2,935	3,223
Mentorship	890	702	883	868
Organizational Skills	640	536	686	676
Planning	858	864	1,216	1,253
Problem Solving	447	329		
Professionalism			1,121	646
Research	650	792	785	945
Self-Motivation	703	519	782	583
Teaching	828	1,019	901	1,675
Teamwork	655	454	1,440	772
Time Management	754	444	624	532
Training And Development	635	484	681	563
Writing	597	354		



* Please note the need for caution when interpreting this data, especially when the number of job postings is low.

Top 20 Digital Skills in Job Postings in Cheshire and Warrington – Healthcare*



■ Cheshire and Warrington Unique Postings 2021-2022 (from 18,029 job postings)
 ■ Cheshire and Warrington Unique Postings 2022-2023 (from 19,611 job postings)

* Please note the need for caution when interpreting this data, especially when the number of job postings is low.

Top 20 Digital Skills Specified in Job Adverts in Cheshire and Warrington – Healthcare*

Top Digital Skills	Cheshire and Warrington Unique Postings 2021-2022 (from 18,029 job postings)	National Average 2021-2022	Cheshire and Warrington Unique Postings 2022-2023 (from 19,611 job postings)	National Average 2022-2023
Aruba (Network Management Software)	49	41	54	38
ASP.NET	22	1		
C# (Programming Language)			23	19
Clinic Management Systems	47	64	76	81
Decision-Making Software	77	44	403	151
eClinicalWorks (ECW)	447	167	457	280
JavaScript (Programming Language)	17	17		
Learning Management Systems			68	70
Microsoft Access	100	45		
Microsoft Deployment Toolkit	123	75	86	70
Microsoft Excel	144	175	177	225
Microsoft Office	227	195	300	234
Microsoft Outlook	102	137	93	185
Microsoft PowerPoint	54	74	95	108
Microsoft Teams	52	95	33	69
Microsoft Word	55	56	57	77
Patient Administration Systems			21	30
Patient Management Software	32	36	23	48
Payroll Systems	27	25	124	80
RSA (Cryptosystem)	16	23		
SAP Applications	44	19	37	24
Software Systems			34	269
Spreadsheets	48	36	43	46
SQL (Programming Language)	19	16		
Team Foundation Server			51	53



* Please note the need for caution when interpreting this data, especially when the number of job postings is low.